

Nice Côte d'Azur Airport NCE/LFMN

Winter 2020 - Start Of Season Report

Report data extraction date: 05 November 2020

Table of contents

Evolution of allocated slots at the Start Of Season (SOS)	2
Total slots by operator – TOP15	2
Slots distribution per alliance.....	4
Size of aircraft.....	5
Allocated slots by destination	6
Geographical distribution of allocated slots.....	8
Slots distribution by service type	8
NCE W20 - Airport Coordination Parameters	9
Graphics : Initial Demand.....	9
Graphics: SOS Allocated slots.....	12
Slots allocation by operator	14

The contents of this report may not be reproduced without the written consent of COHOR.

Evolution of allocated slots at the Start Of Season (SOS)

Winter 2019 (22 weeks): 37 165 Allocated Slots

Winter 2020 (22 weeks): 25 542 Allocated Slots

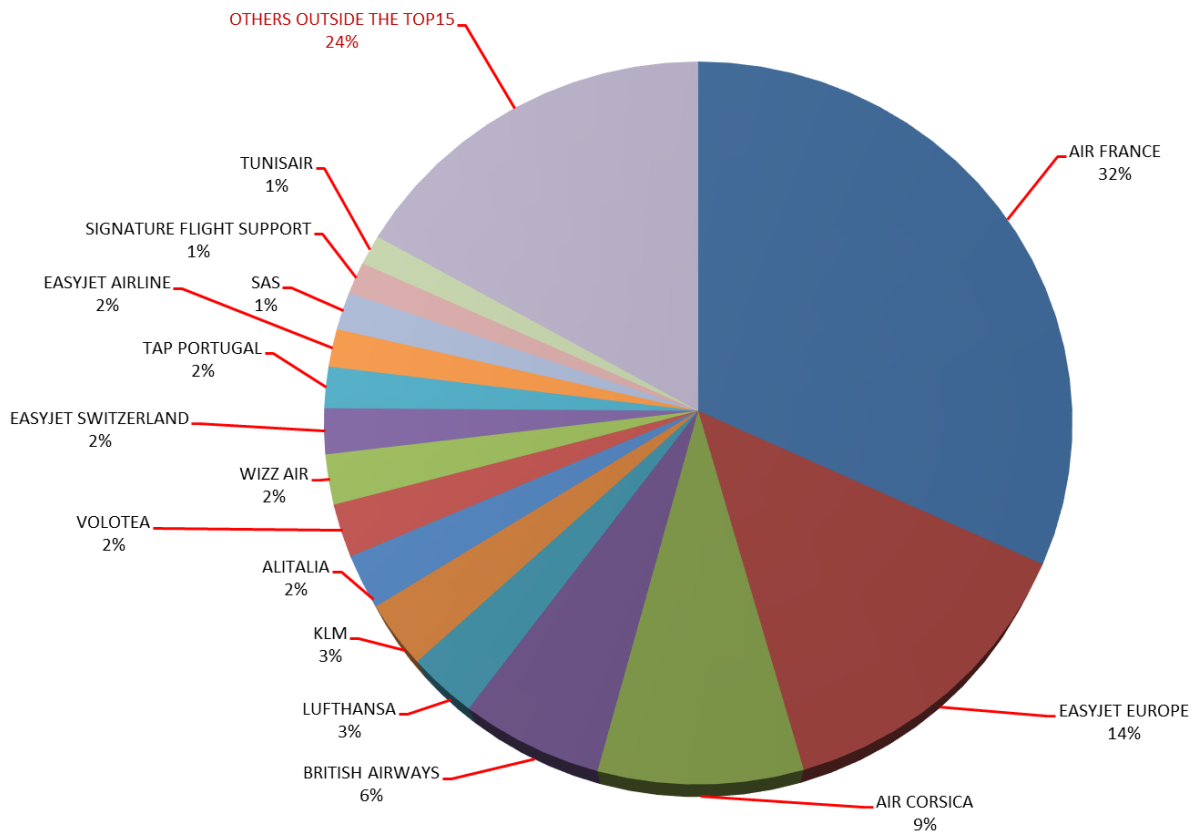
Allocated slots at SOS increased by  -31,27% from W19 to W20 (on average per week).

Slots Allocated OK W20 : 97,55%

Total slots by operator – TOP15

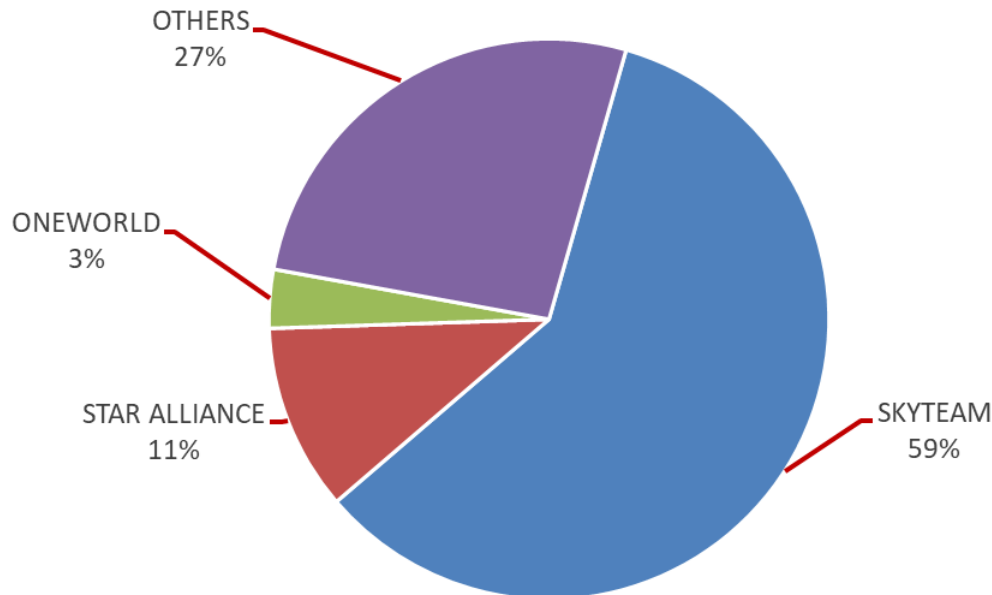
Airline	W19	%SHARE W19	W20	%SHARE W20	%CHANGE (on average per week)
AIR FRANCE	8294	22,32%	8143	31,88%	-1,82%
EASYJET EUROPE	7596	20,44%	3504	13,72%	-53,87%
AIR CORSICA	2168	5,83%	2196	8,60%	1,29%
BRITISH AIRWAYS	1838	4,95%	1528	5,98%	-16,87%
LUFTHANSA	1762	4,74%	753	2,95%	-57,26%
KLM	932	2,51%	750	2,94%	-19,53%
ALITALIA	836	2,25%	618	2,42%	-26,08%
VOLOTEA	489	1,32%	604	2,36%	23,52%
WIZZ AIR	610	1,64%	570	2,23%	-6,56%
EASYJET SWITZERLAND	948	2,55%	520	2,04%	-45,15%
TAP PORTUGAL	378	1,02%	472	1,85%	24,87%
EASYJET AIRLINE	1358	3,65%	434	1,70%	-68,04%
SWISS INTERNATIONAL AIRLINES	996	2,68%	433	1,70%	-56,53%
SIGNATURE FLIGHT SUPPORT	320	0,86%	367	1,44%	14,69%
TUNISAIR	686	1,85%	348	1,36%	-49,27%
OTHERS	7 954	21,40%	4 302	16,84%	-45,91%
GRAND TOTAL	37 165	100,00%	25 542	100,00%	-31,27%
Part of AF/KL Group*	9 504	25,57%	9 396	36,79%	-1,14%
* AIRFRANCE - HOP - KLM - TRANSAVIA FRANCE - TRANSAVIA HOLLANDE					
TOP15	29 211	78,60%	21 240	83,16%	-27,29%

NCEW20 Start Of Season - Distribution by Airline



Slots distribution per alliance

Airline Alliance: % Share NCEW20 - Start Of Season



ONEWORLD - Members Airlines (source : fr.oneworld.com 30Oct20)

AMERICAN AIRLINES - BRITISH AIRWAYS - CATHAY PACIFIC - FINNAIR - IBERIA - JAPAN AIRLINES - MALAYSIA AIRLINES - QANTAS - QATAR AIRWAYS - ROYAL JORDANIAN - S7 AIRLINES - SRI LANKAN AIRLINES

SKYTEAM - Members Airlines (source : skyteam.com 30Oct20)

AEROFLOT - AEROLINEAS ARGENTINAS - AEROMEXICO - AIR EUROPA - AIRFRANCE - ALITALIA - CHINA AIRLINES - CHINA EASTERN - CZECH AIRLINES - DELTA - GARUDA INDONESIA - KENYA AIRWAYS - KLM - KOREAN AIR - MEA - SAUDIA - TAROM - VIETNAM AIRLINES - XIAMENAIR

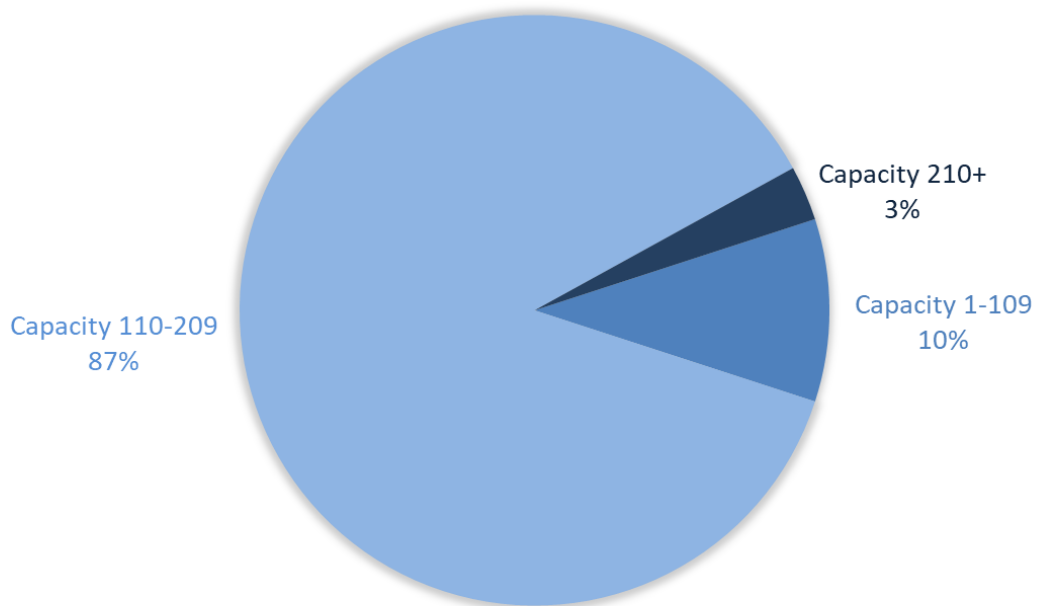
STAR ALLIANCE - Members Airlines (source : staralliance.com 30Oct20)

AEGEAN - AIR CANADA - AIR CHINA - AIR INDIA - AIR NEW ZEALAND - ANA - ASIANA AIRLINES - AUSTRIAN - AVIANCA - BRUSSELS AIRLINES - COPA AIRLINES - CROATIA AIRLINES - EGYPTAIR - ETHIOPIAN - EVA AIR - LOT POLISH AIRLINES - LUFTHANSA - SCANDINAVIAN AIRLINES - SHENZHEN AIRLINES - SINGAPORE AIRLINES - SOUTH AFRICAN AIRWAYS - SWISS - TAP PORTUGAL - THAI - TURKISH AIRLINES - UNITED

Size of aircraft

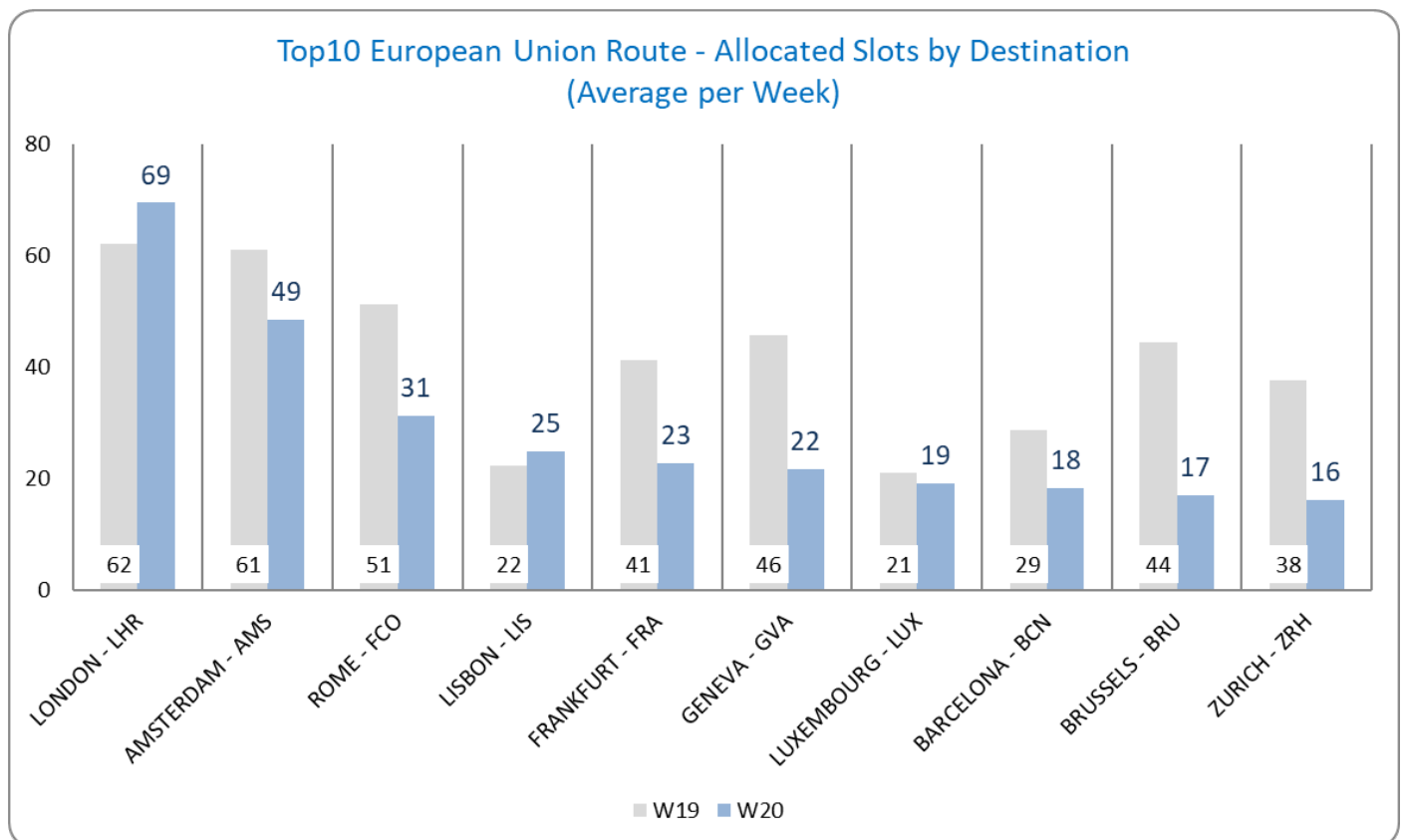
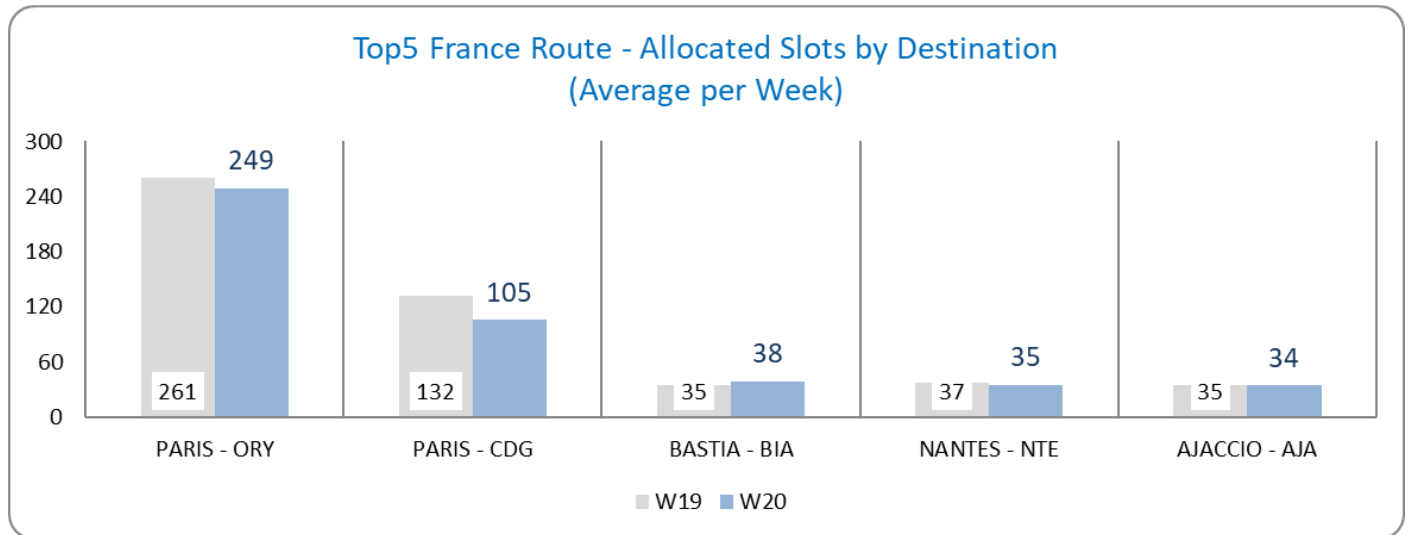
	W19	W20	Evolution
Average Size of Aircraft (Seats)	162	155	-3,9%
Total Passenger Seat Offer	5 858 275	3 813 846	-34,9%

NCEW20 : PASSENGER AIRCRAFT SIZE DISTRIBUTION

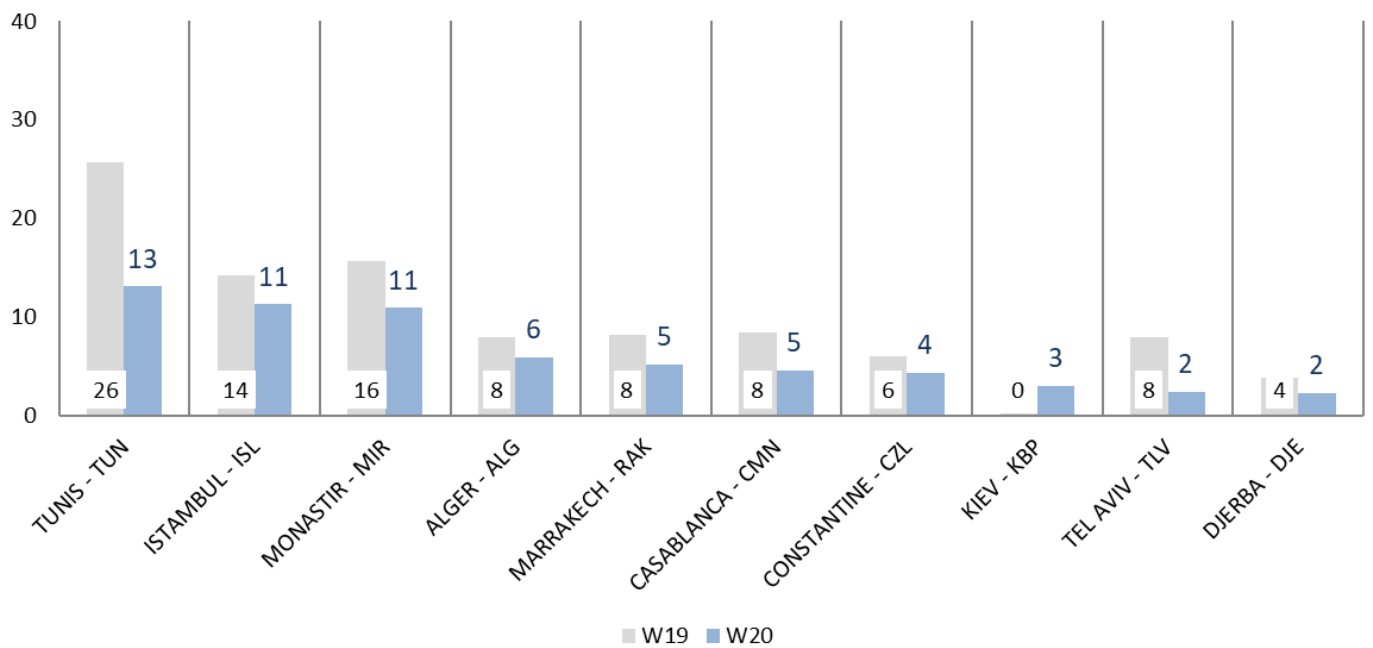


Allocated slots by destination

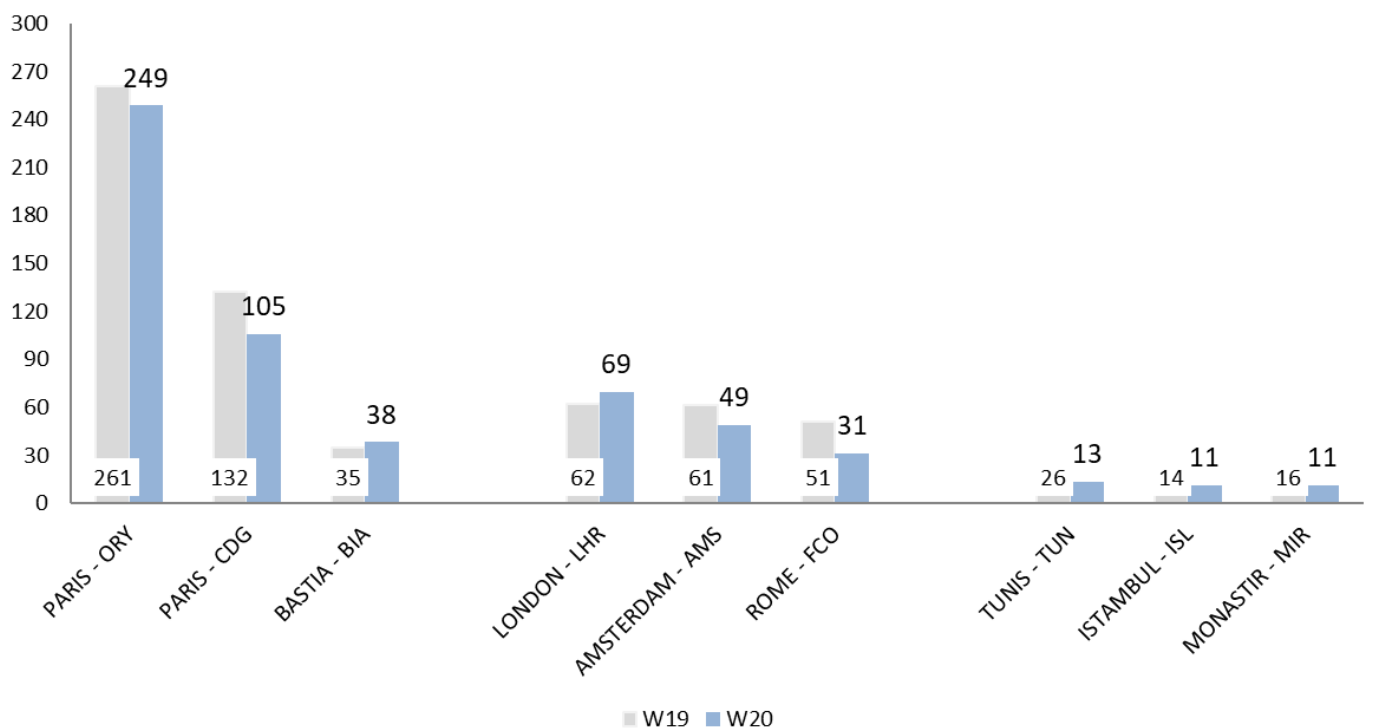
(NCEW19 vs NCEW20)



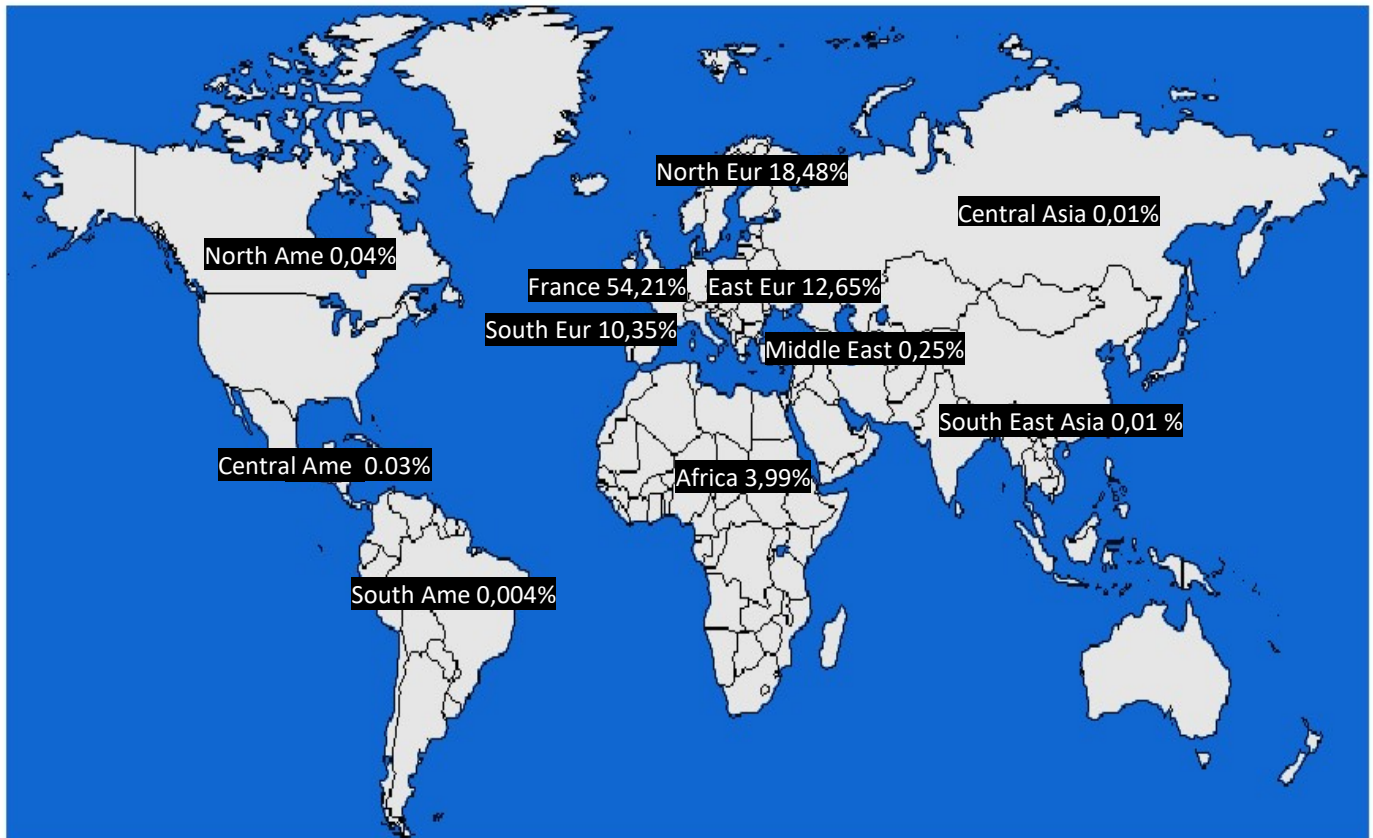
Top10 International Route - Allocated Slots by Destination
(Average per Week)



Comparison of first 3 destinations for each group
Allocated Slots by Destination
(Average per Week)



Geographical distribution of allocated slots



Slots distribution by service type

	W20	W19
Group Services for All Destinations		
Regular Services	96,04%	97,37%
Freight Services	0,68%	0,48%
Charter Services	0,05%	0,03%
Technical Services	0,02%	0,02%
Special Services	0,03%	
Others	3,18%	2,10%
	100%	100%

NCE W20 - Airport Coordination Parameters

Runway scheduling limits:

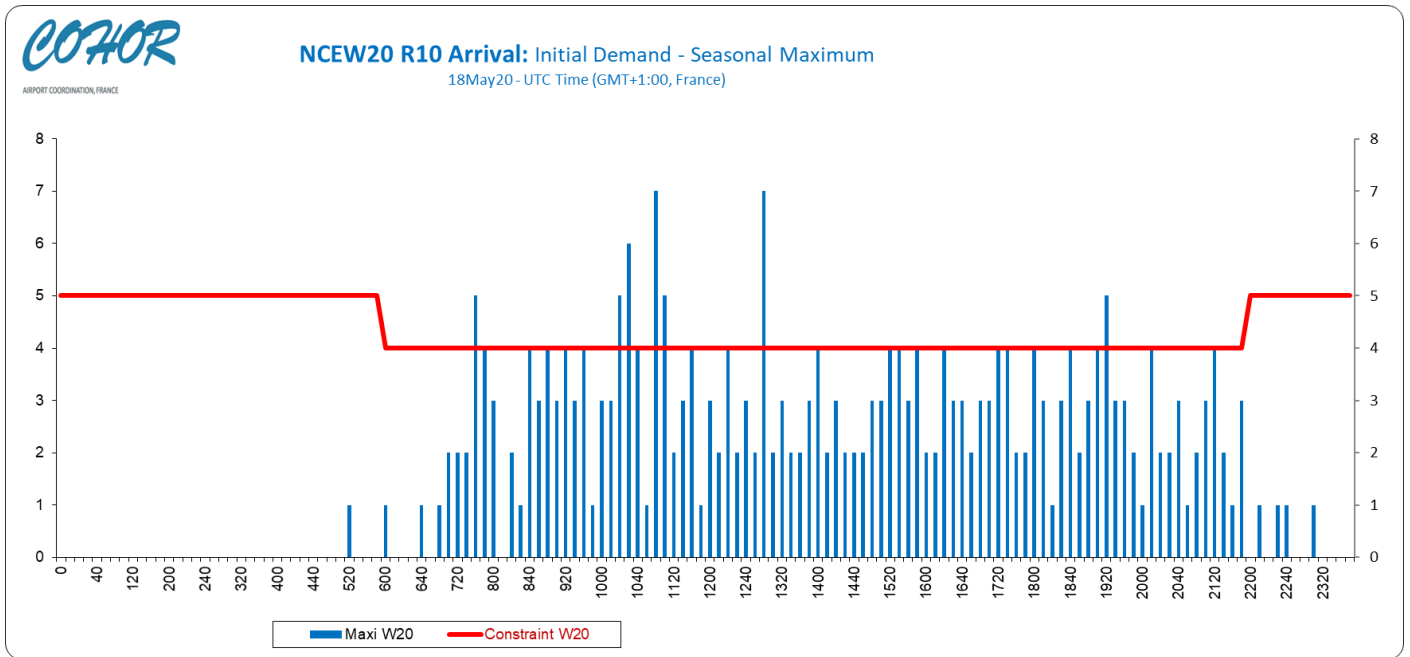
NCE RUNWAY CAPACITY W20							
	Arrivals	Arrivals	Departures	Departures	Departures	Total	Total
Local Time	/10min	/60min with a 10min step	/10min	/60min	/60min with a 10min step	/10min	/60min with a 10min step
07:00-22:59	6	20	7	-		9	40
07:00-07:59	-	-	-	-	18	-	-
08:00-22:59	-	-	-	-	24	-	-
23:00-06:59	5	12	5	-	12	6	22

Terminal constraints: None

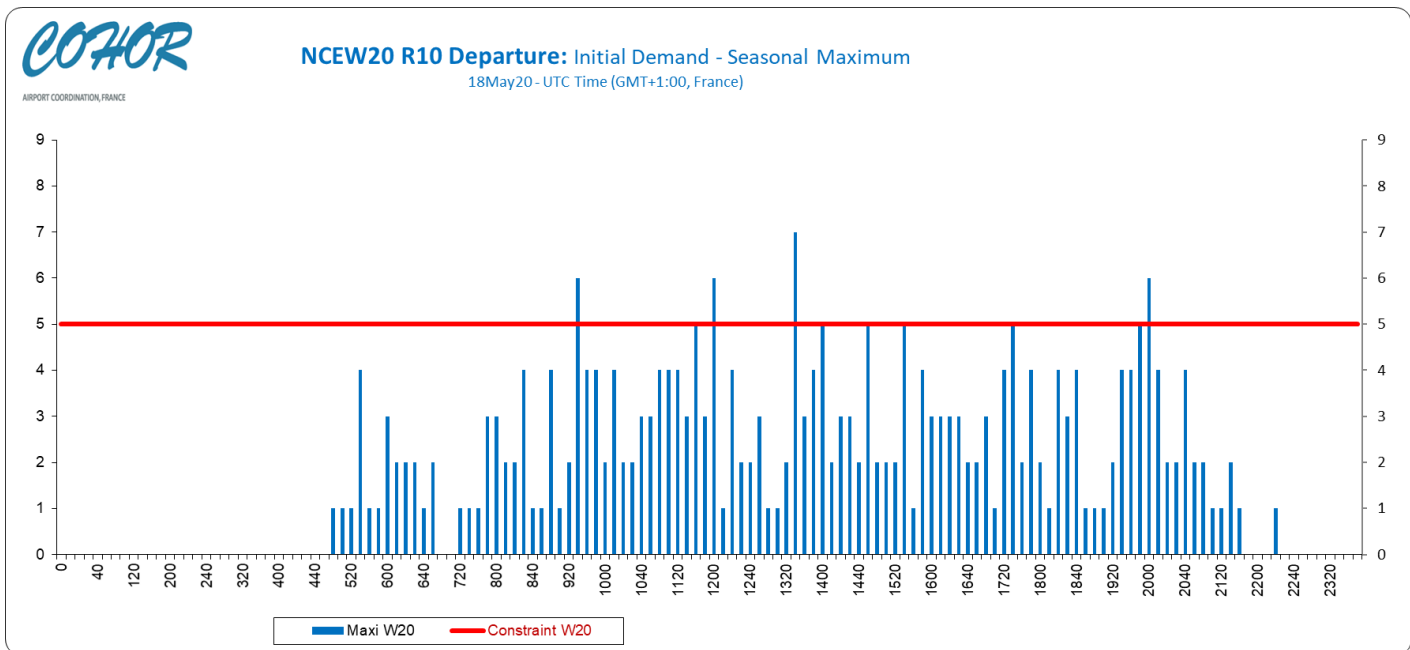
Parking constraints: Turnrounds over 4 hours are submitted to stand allocation

Graphics : Initial Demand

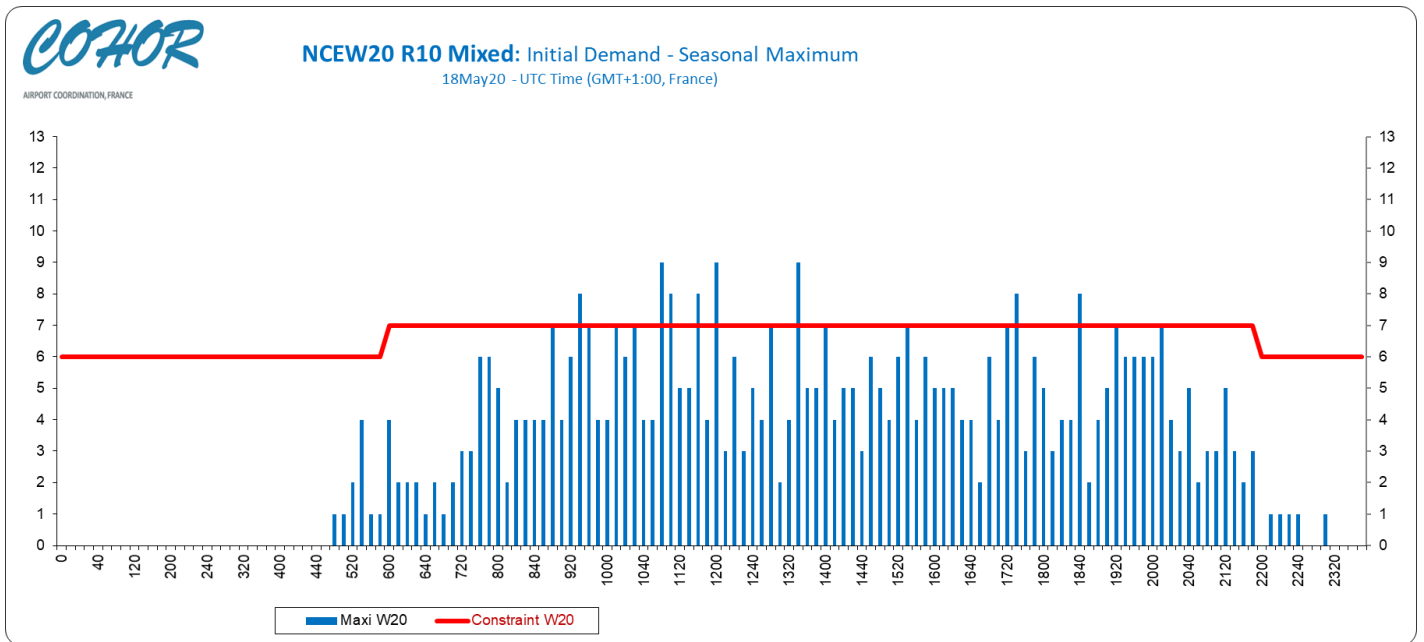
NCEW20 R10 Arrival



NCEW20 R10 Departure

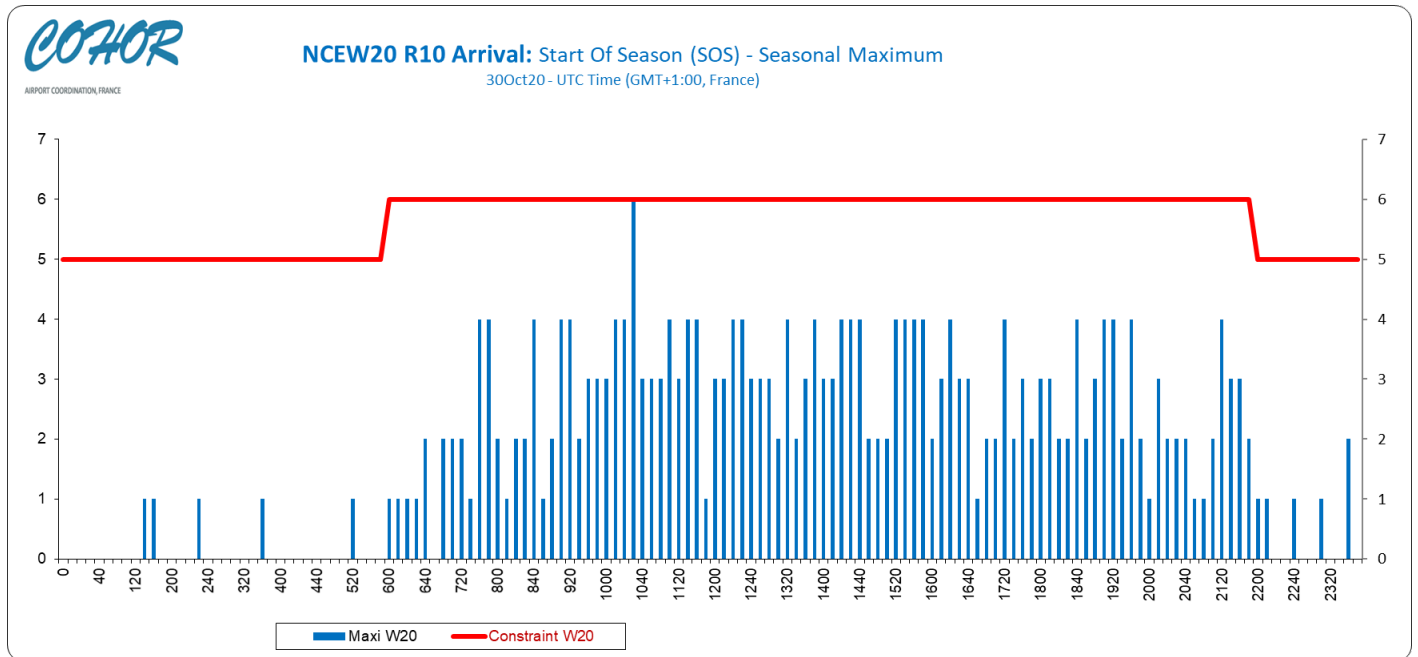


NCEW20 R10 Mixed

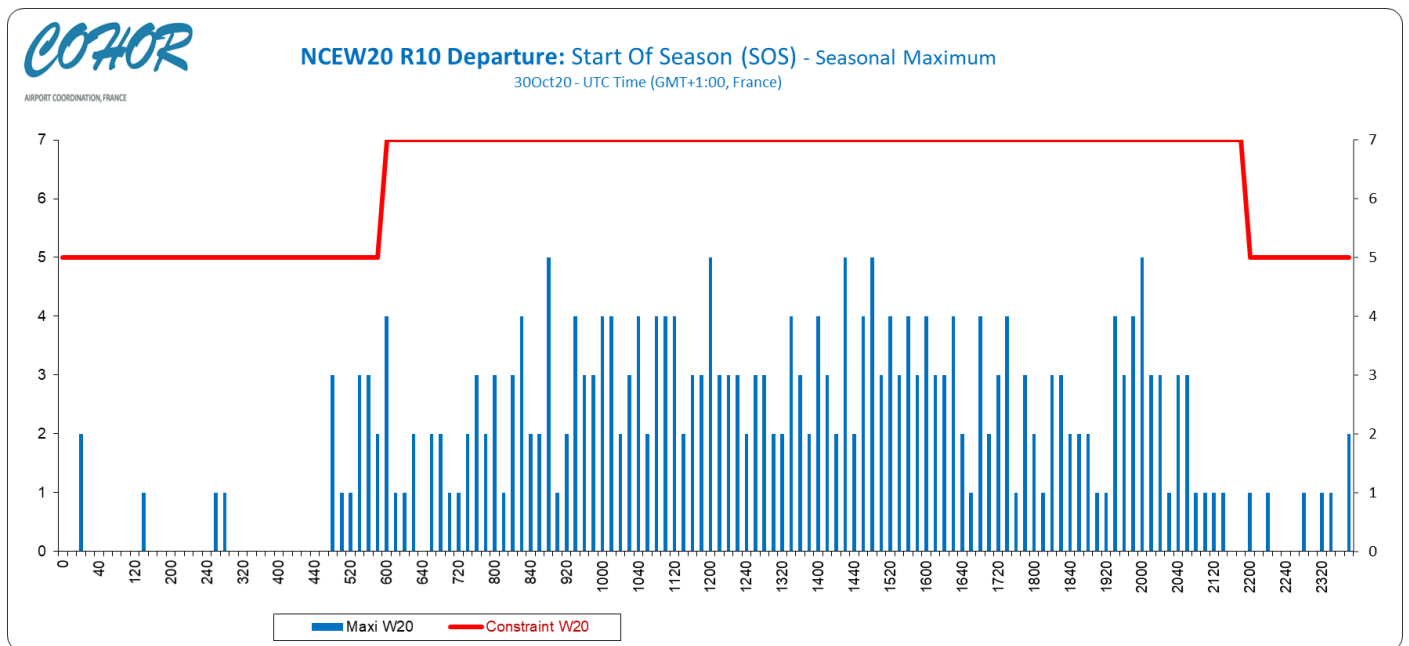


Graphics: SOS Allocated slots

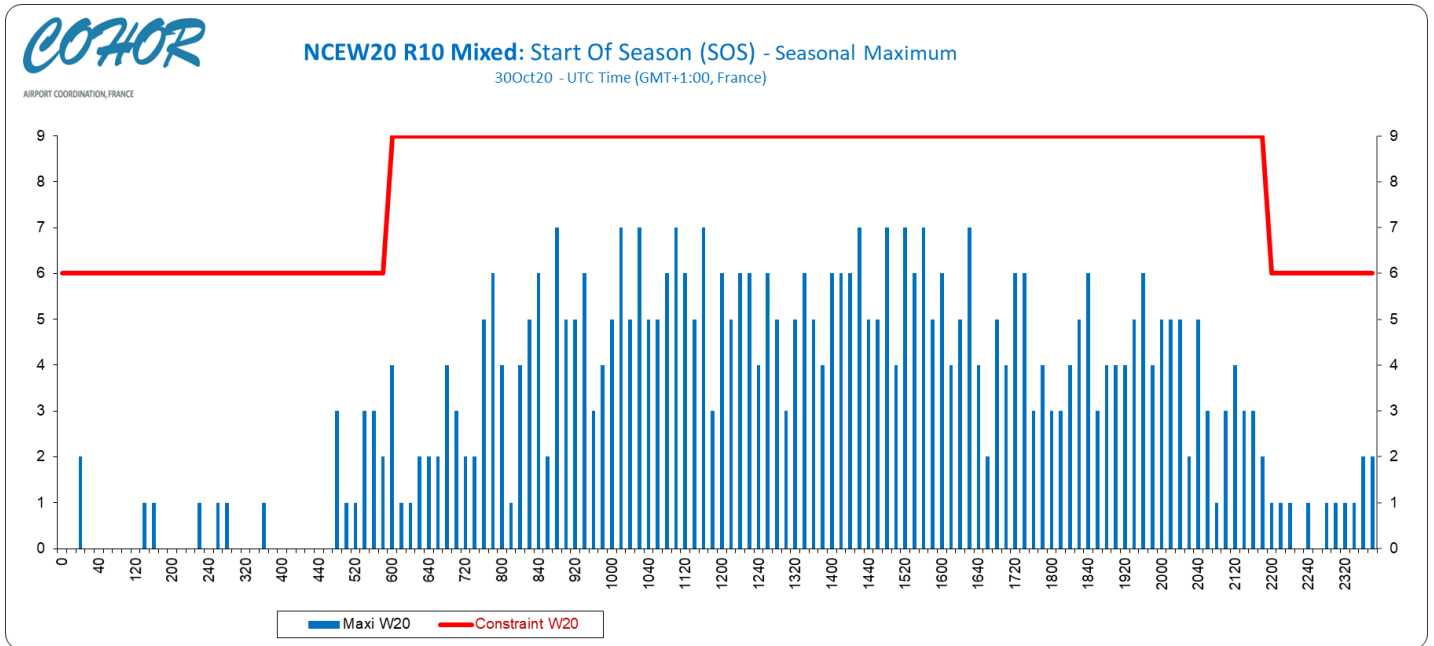
NCEW20 R10 Arrival



NCEW20 R10 Departure



NCEW20 R10 Mixed



Slots allocation by operator

Airline	Total Slot
AEGEAN AIRLINES	88
AIR ALGERIE	224
AIR CORSICA	2196
AIR FRANCE	8143
AIR NOSTRUM	118
ALITALIA	618
AUSTRIAN AIRLINES	162
BA Cityflyer	32
BRITISH AIRWAYS	1528
Blue Air Aviation	78
Brussels Airlines	278
CODE ASSISTANT AVIAPARTNER	210
CODE ASSISTANT SWISSPORT	146
EASYJET AIRLINE	434
EASYJET EUROPE	3504
EASYJET SWITZERLAND	520
EL AL	2
EUROWINGS	124
FEDEX EXPRESS	174
IBERIA EXPRESS	172
JET2.COM	60
KLM	750
LUFTHANSA	753
LUXAIR	274
NETJETS TRANSPORTES AEREOS S.A.	97
NORWEGIAN AIR SHUTTLE	126
NOUVELAIR TUNISIE	228
Norwegian Air International Ltd	86
ROSSIYA AIRLINES	80
ROYAL AIR MAROC	100
SCANDINAVIAN AIRLINES	232
SIBERIA AIRLINES	42
SIGNATURE FLIGHT SUPPORT	367
SWISS INTERNATIONAL AIRLINES	433
SkyUp Airlines	66
TAP PORTUGAL	472
TAROM	16
THY TURKISH AIRLINES	244
TRANSAVIA AIRLINES	246
TRANSAVIA FRANCE	257
TUI	2
TUNISAIR	348

Airline	Total Slot
VOLOTEA	604
VUELING AIRLINES	338
WIZZ AIR	570