

Nice Côte d'Azur Airport

NCE/LFMN

Winter 2017 - Start Of Season Report

Report data extraction date: 31 October 2017

## Table of contents

Evolution of allocated slots at the Start Of Season (SOS) .....	2
Total slots by operator – TOP15 .....	2
Slots distribution per alliance.....	4
Size of aircraft.....	5
Allocated slots by destination .....	6
Geographical distribution of allocated slots.....	8
Slots distribution by service type .....	8
NCE W17 - Airport Coordination Parameters .....	9
Graphics: Initial demand.....	10
Graphics: SOS Allocated slots.....	12
Slots allocation by operator .....	14

*The contents of this report may not be reproduced without the written consent of COHOR.*

## Evolution of allocated slots at the Start Of Season (SOS)

Winter 2016 (21 weeks): 32 647 Allocated Slots

Winter 2017 (21 weeks): 33 736 Allocated Slots

Allocated slots at SOS increased by  3,34% from W16 to W17 (on average per week).

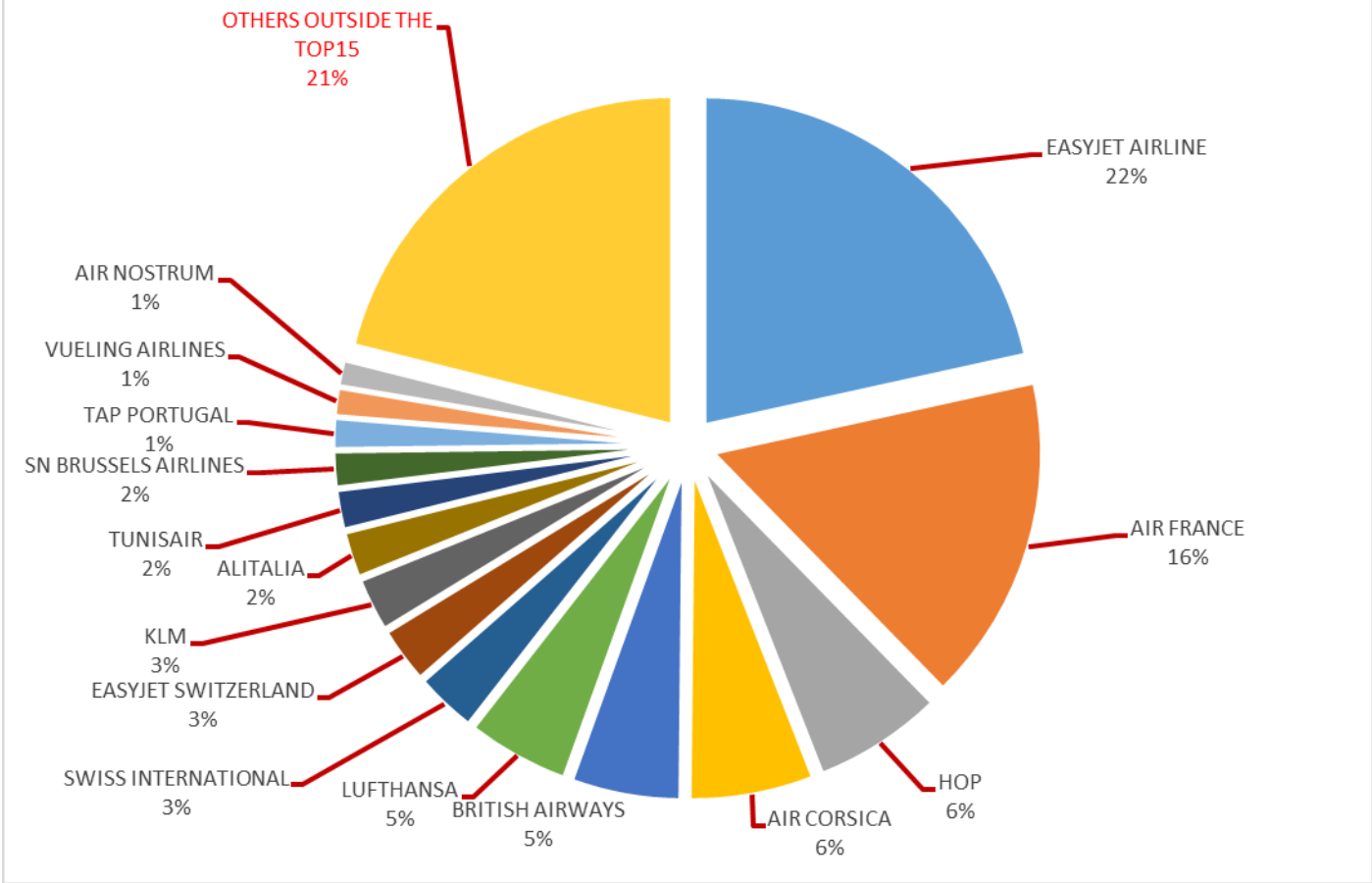
Slots Allocated OK W17: 98,85%

## Total slots by operator – TOP15

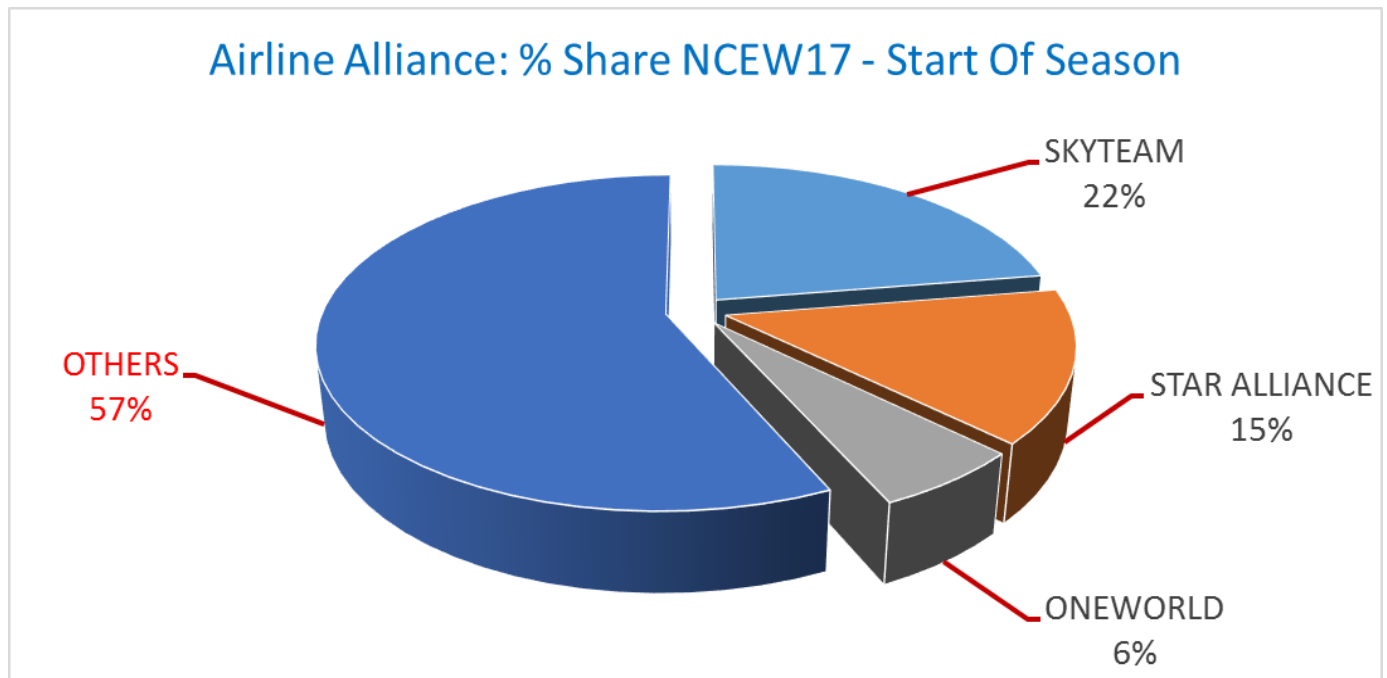
Airline	W16	%SHARE W16	W17	%SHARE W17	%CHANGE (on average per week)
EASYJET AIRLINE	6420	19,66%	7272	21,56%	13,27%
AIR FRANCE	5484	16,80%	5441	16,13%	-0,78%
HOP	2996	9,18%	2148	6,37%	-28,30%
AIR CORSICA	2058	6,30%	2060	6,11%	0,10%
BRITISH AIRWAYS	1818	5,57%	1810	5,37%	-0,44%
LUFTHANSA	1704	5,22%	1692	5,02%	-0,70%
SWISS INTERNATIONAL	1090	3,34%	1016	3,01%	-6,79%
EASYJET SWITZERLAND	902	2,76%	920	2,73%	2,00%
KLM	810	2,48%	880	2,61%	8,64%
ALITALIA	588	1,80%	756	2,24%	28,57%
TUNISAIR	618	1,89%	650	1,93%	5,18%
SN BRUSSELS AIRLINES	598	1,83%	588	1,74%	-1,67%
TAP PORTUGAL	489	1,50%	504	1,49%	3,07%
VUELING AIRLINES	370	1,13%	460	1,36%	24,32%
AIR NOSTRUM	504	1,54%	426	1,26%	-15,48%

\* AIRFRANCE - HOP - KLM - TRANSAVIAFRANCE – TRANSAVIAHOLLANDE

### NCEW17 Start Of Season - Distribution by Airline



## Slots distribution per alliance



ONEWORLD - Members Airlines (source : [fr.oneworld.com](http://fr.oneworld.com) 29Oct15)

AIR BERLIN - AMERICAN AIRLINES - BRITISH AIRWAYS - CATHAY PACIFIC - FINNAIR - IBERIA - JAPAN AIRLINES -  
LATAM - MALAYSIA AIRLINES - QANTAS - QATAR AIRWAYS - ROYAL JORDANIAN - S7 AIRLINES - Sri Lankan Airlines - TAM

SKYTEAM - Members Airlines (source : [www.skyteam.com](http://www.skyteam.com) 29Oct15)

AEROFLOT - AEROLINEAS ARGENTINAS - AEROMEXICO - AIREUROPA - AIRFRANCE - ALITALIA - CHINA AIRLINES - CHINA EASTERN AIRLINES -  
CHINA SOUTHERN AIRLINES - CZECH AIRLINES - DELTA AIR LINES - GARUDA INDONESIA - KENYA AIRWAYS - KLM - KOREAN AIR  
Middle East Airlines - SAUDIA - TAROM - VIETNAM AIRLINES - XIAMENAIR

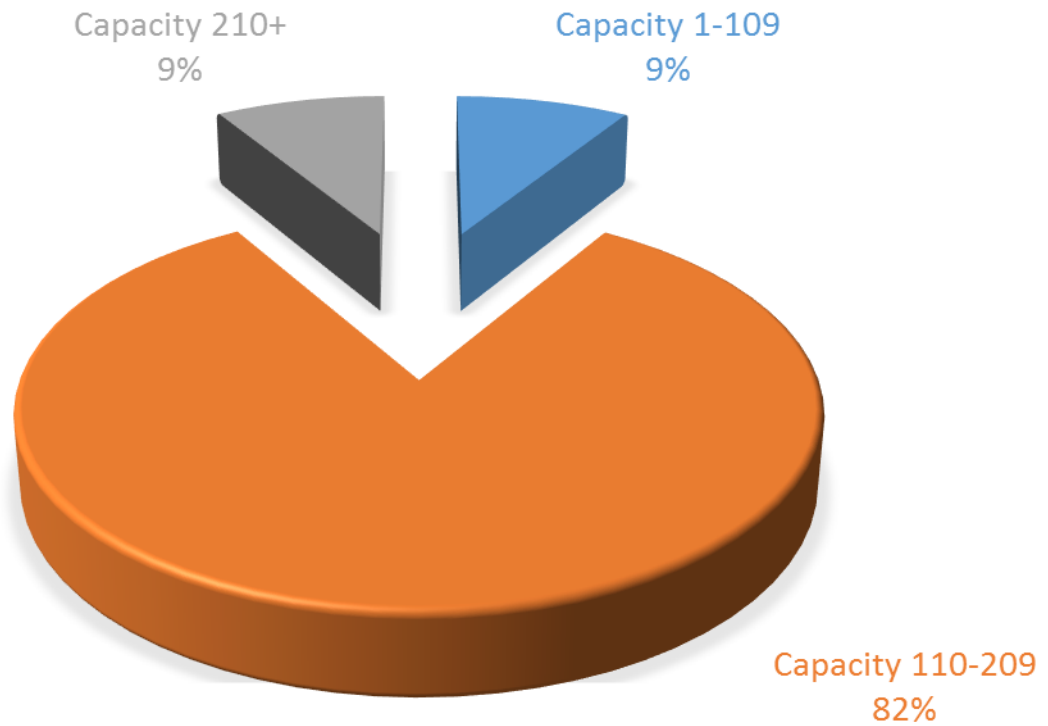
STAR ALLIANCE - Members Airlines (source : [www.staralliance.com](http://www.staralliance.com) 29Oct15)

ADRIA AIRWAYS - AEGEAN AIRLINES - AIR CANADA - AIR CHINA - AIR INDIA - AIR NEW ZEALAND - ANA - ASIANA AIRLINES - AUSTRIAN AIRLINES  
AVIANCA TACA HOLDINGS - BRUSSELS AIRLINES - COPAAIRLINES - CROATIA AIRLINES - EGYPTAIR - ETHIOPIAN AIRLINES - EVA AIR  
LOT POLISH AIRLINES - LUFTHANSA - SCANDINAVIAN AIRLINES - SHENZHEN AIRLINES - SINGAPORE AIRLINES - SOUTH AFRICAN AIRWAYS  
SWISS - TAP PORTUGAL - THAI - TURKISH AIRLINES - UNITED

## Size of aircraft

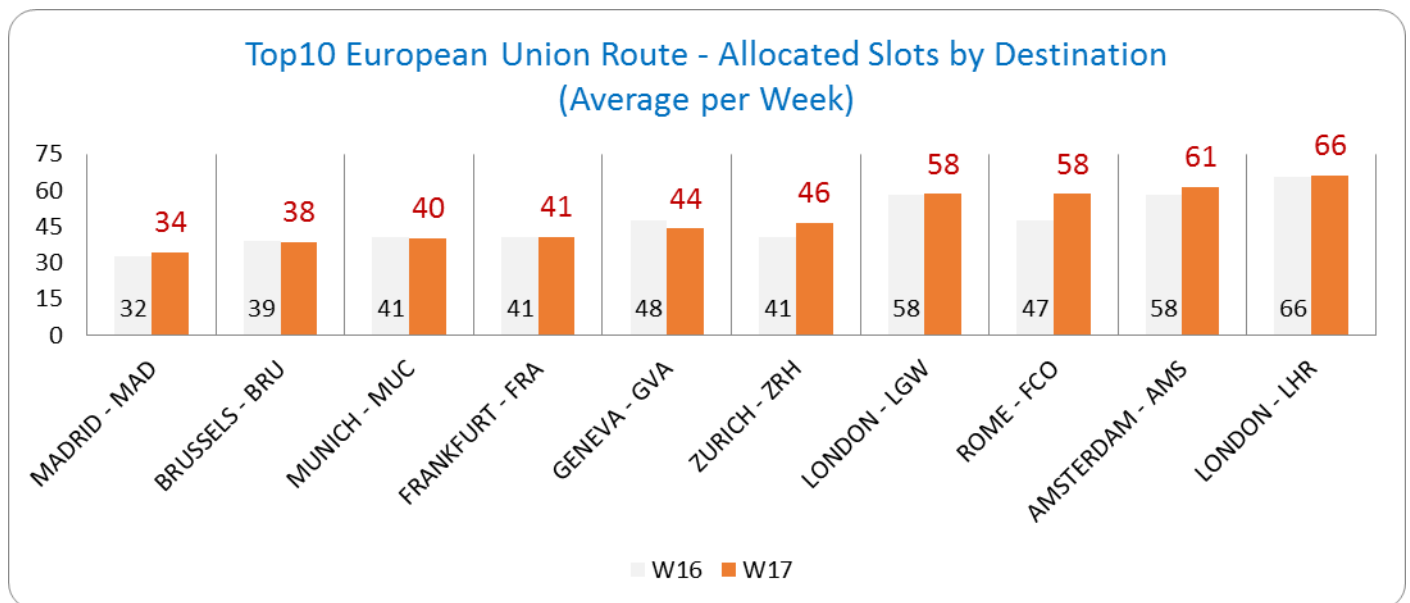
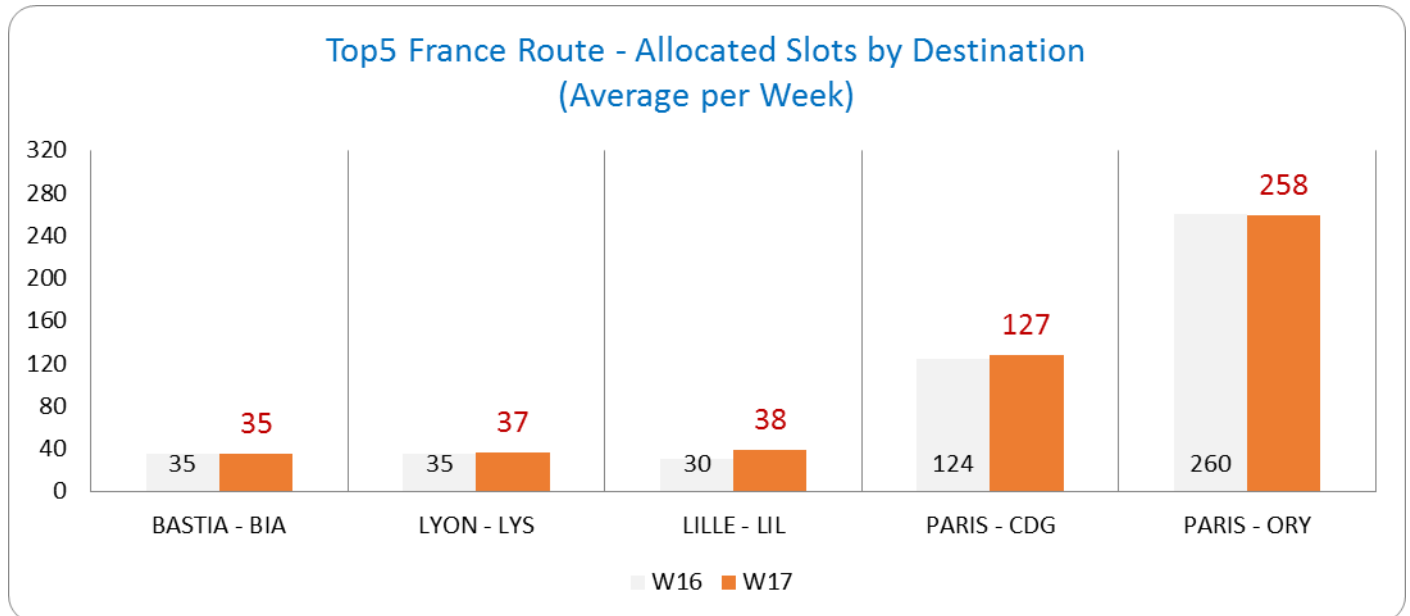
	W16	W17	Evolution
Average Size of Aircraft (Seats)	149	156	4,9%
Total Passenger Seat Offer	4 716 847	5 101 301	8,2%

### NCEW17: PASSENGER AIRCRAFT SIZE DISTRIBUTION

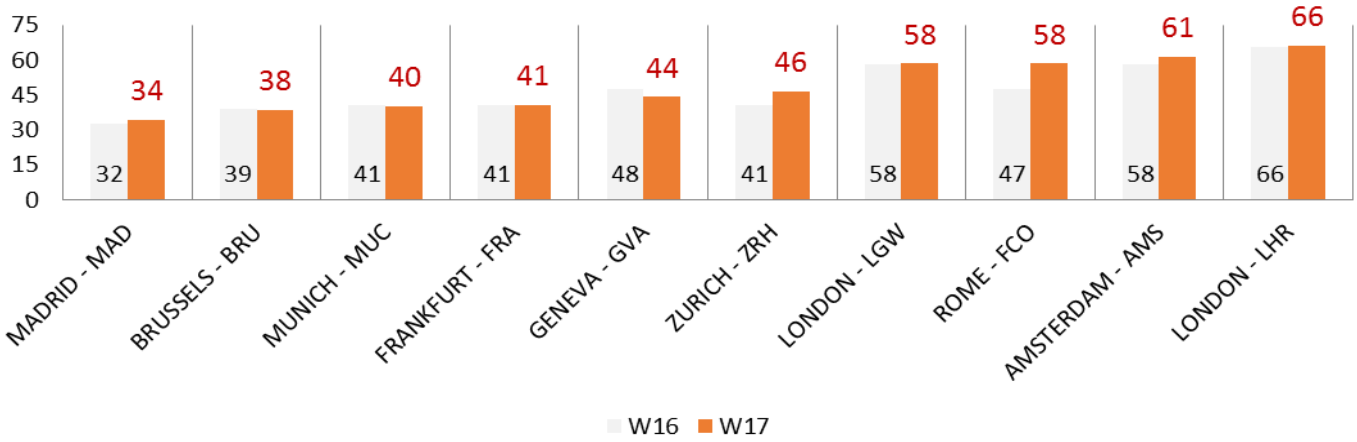


## Allocated slots by destination

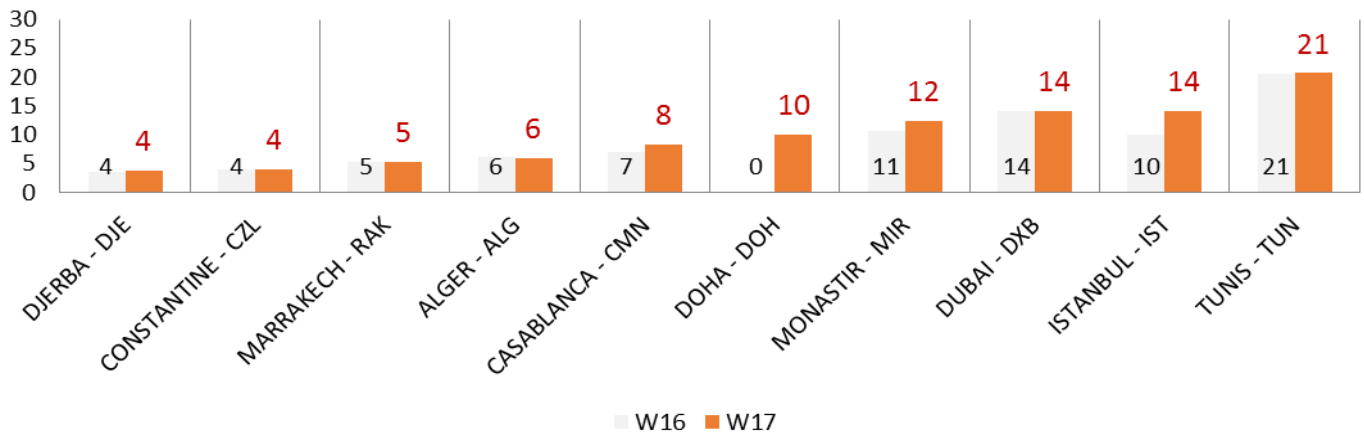
(NCEW16 vs NCEW17)



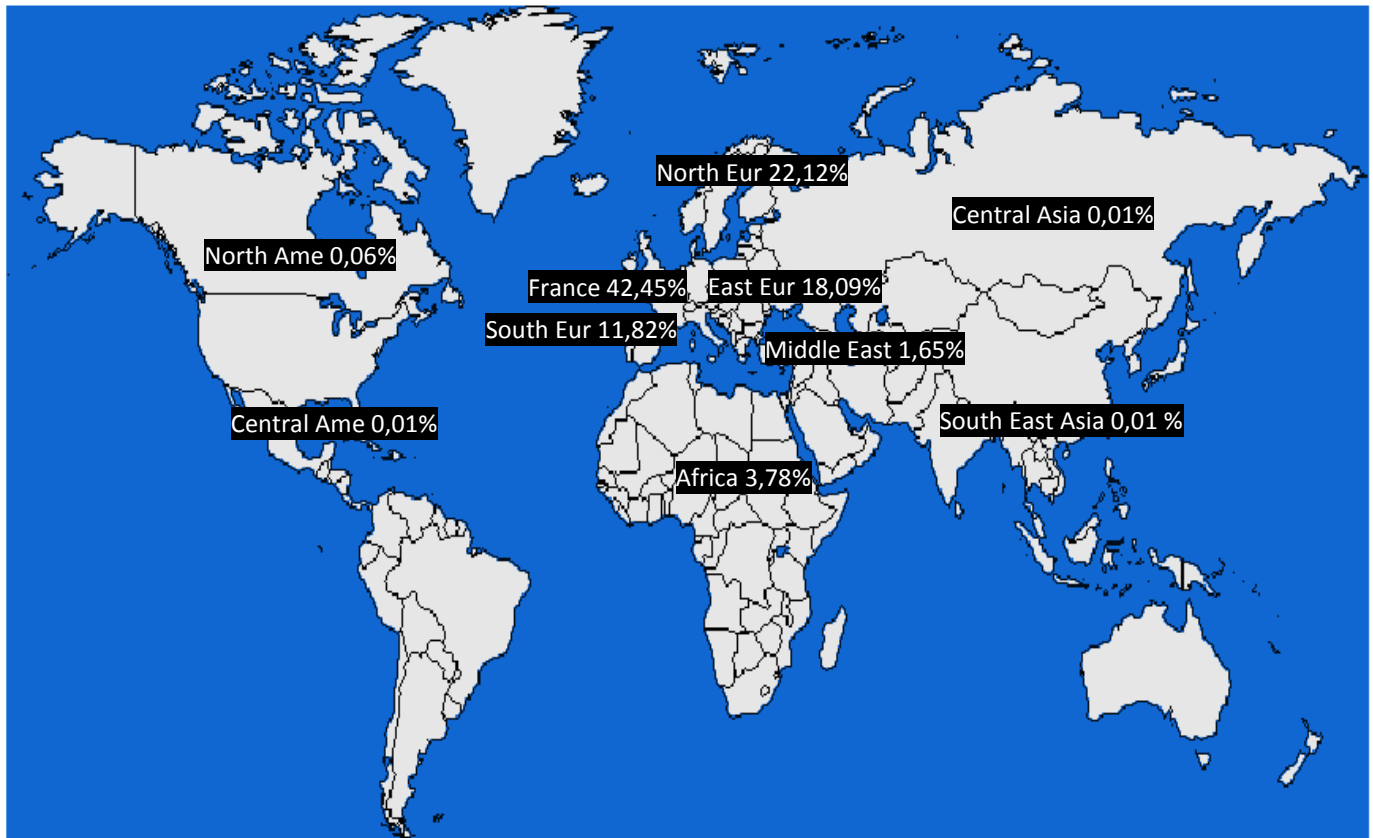
### Top10 European Union Route - Allocated Slots by Destination (Average per Week)



### Top10 International Route - Allocated Slots by Destination (Average per Week)



## Geographical distribution of allocated slots



## Slots distribution by service type

Group Services for All Destinations	W17	W16
Regular Services	96,44%	96,79%
Others	1,87%	1,58%
Freight Services	1,08%	1,39%
Technical Services	0,37%	0,10%
Charter Services	0,23%	0,14%



## NCE W17 - Airport Coordination Parameters

### Runway scheduling limits:

#### Works period on Nice Côte d'Azur airport:

From the 30th of October to the 22nd of December 2017, from the 08th of January to the 16th of February and from the 20th to 23rd March 2018

New slot will not be allocated during the works period (from 11.30pm to 5h59 local time) the following nights:

- from Monday 6th to Tuesday 7th of November 2017
- from Tuesday 7th to Wednesday 8th of November 2017
- from Wednesday 8th to Thursday 9th November 2017
- from Thursday 9th to Friday 10th of November 2017
- from Friday 10th to Saturday 11th November 2017
- from Monday 13th to Tuesday 14th of November 2017
- from Tuesday 14th to Wednesday 15th of November 2017
- from Wednesday 15th to Thursday 16th of November 2017
- from Thursday 16th to Friday 17th of November 2017
- from Friday 17th to Saturday 18th of November 2017

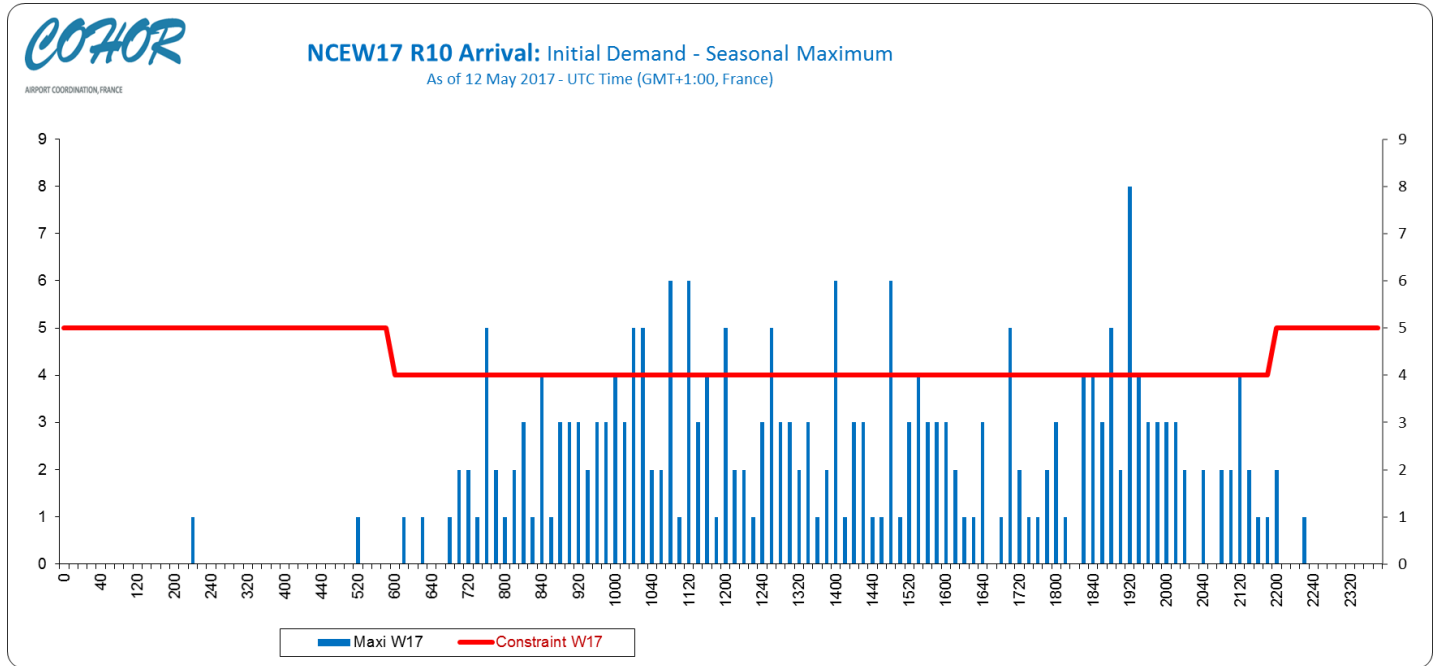
NCE RUNWAY CAPACITY W17						
	Arrivals	Arrivals	Departures	Departures	Total	Total
Local Time	/10min	/60min with a 10min step	/10min	/60min with a 10min step	/10min	/60min with a 10 min step
07:00-22:59	4	20	5	24	7	40
23:00-06:59	5	12	5	12	6	22
07:00-22:59	6	30	7	-	9	50

Terminal constraints: None

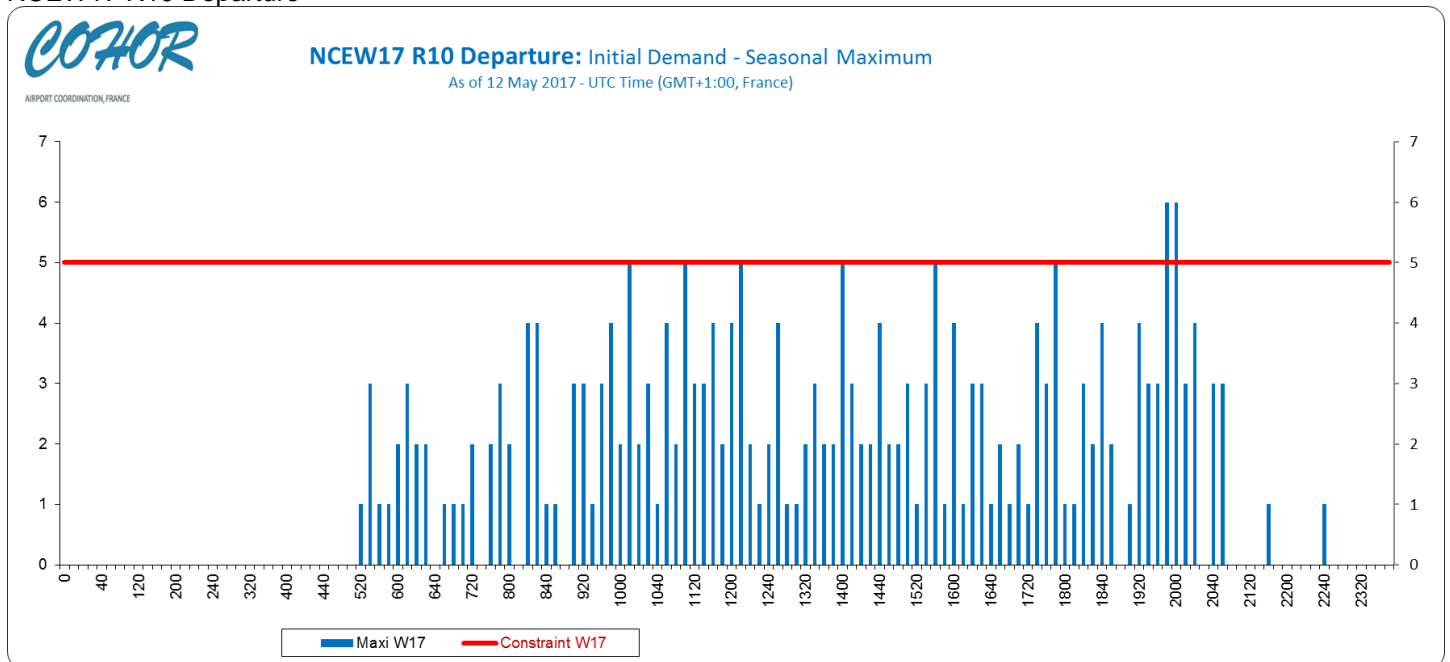
Parking constraints: Turnrounds over 4 hours are submitted to stand allocation

## Graphics: Initial demand

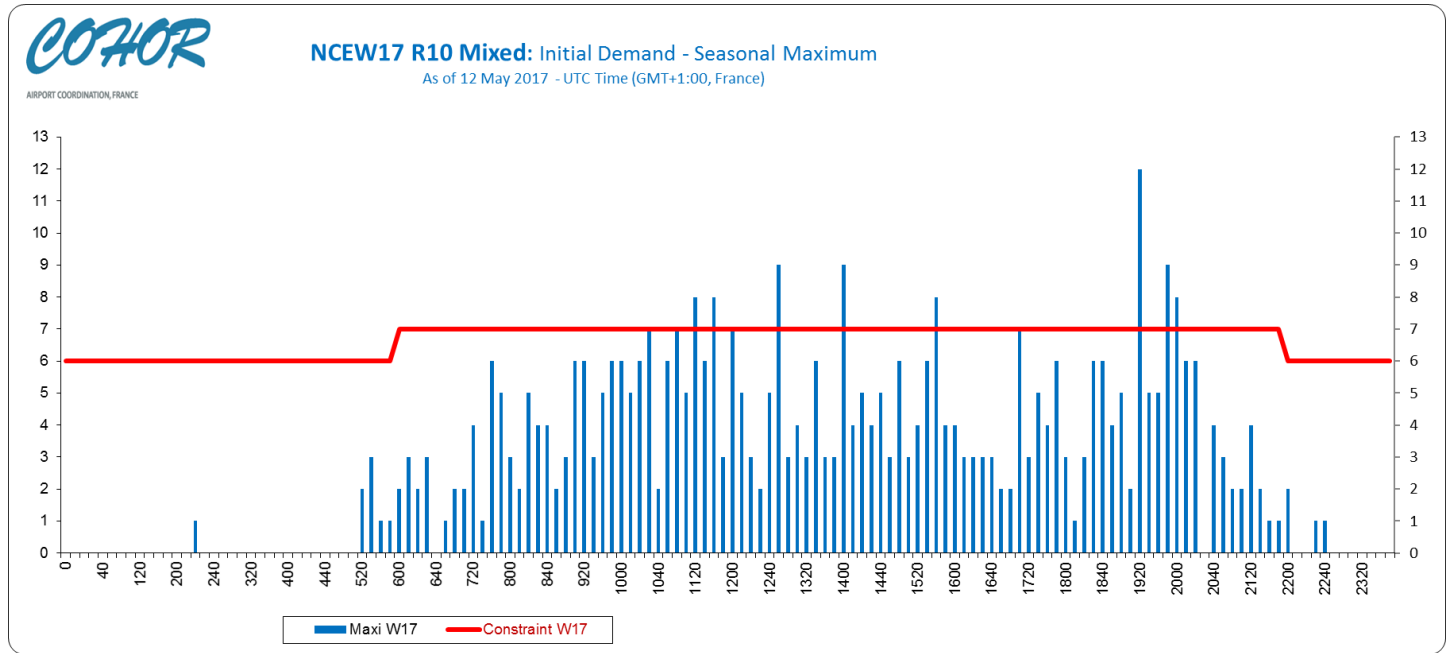
### NCEW17 R10 Arrival



### NCEW17 R10 Departure

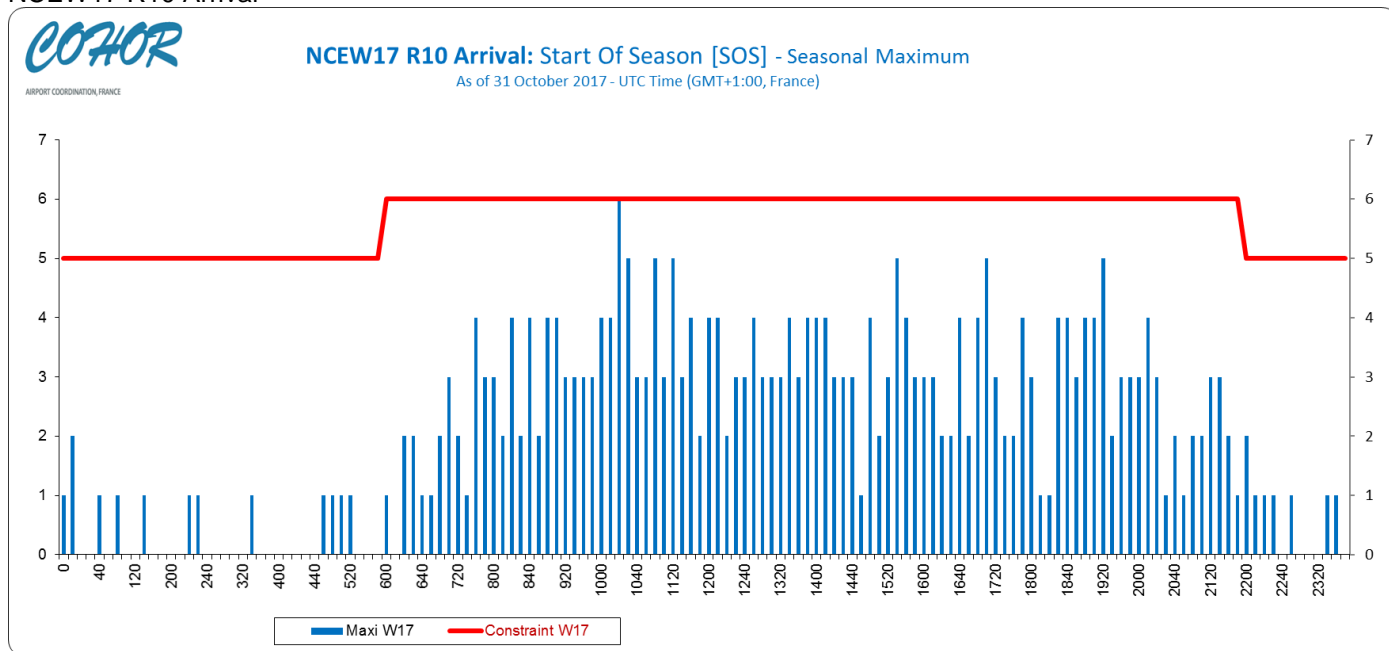


NCEW17 R10 Mixed

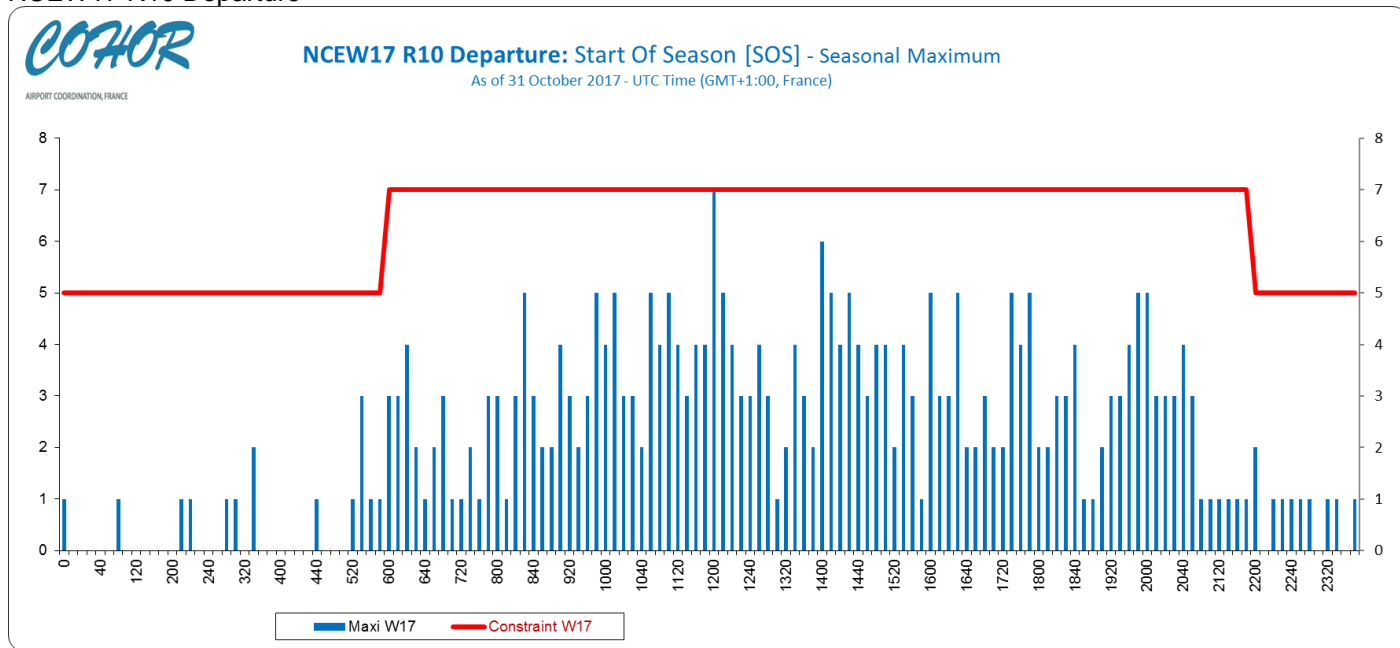


## Graphics: SOS Allocated slots

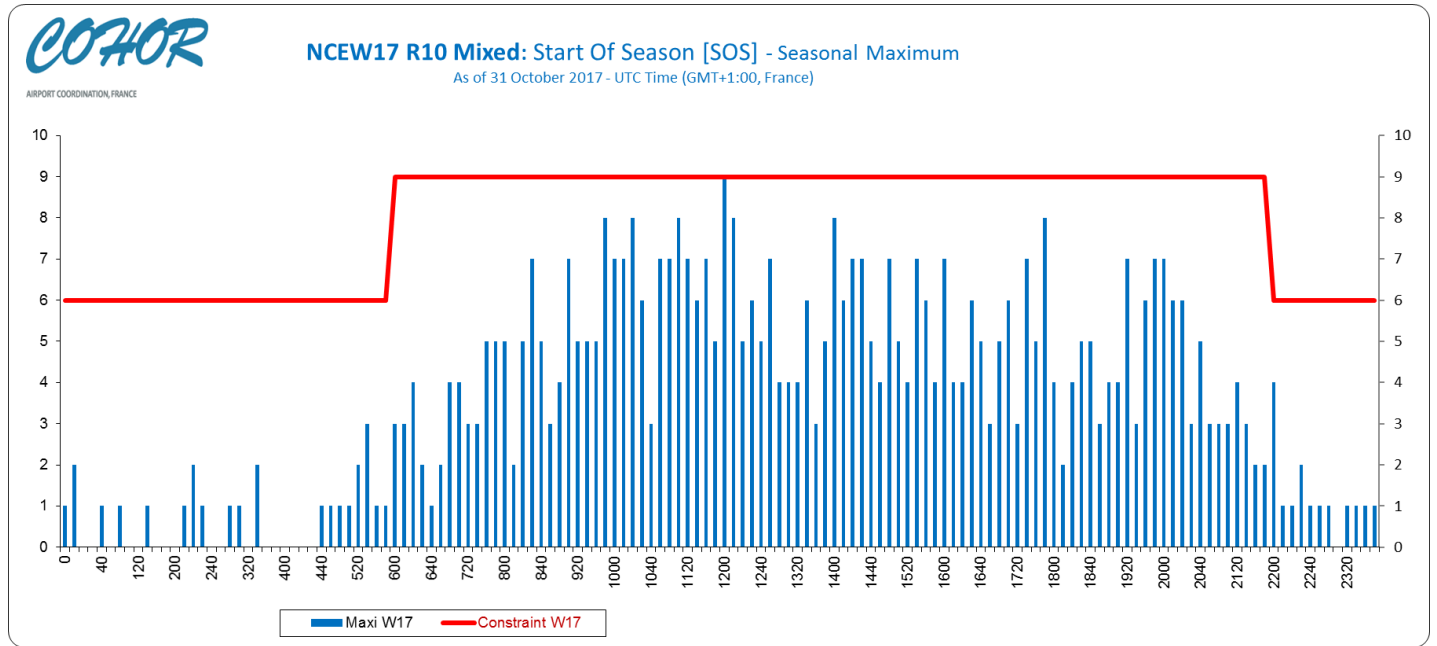
### NCEW17 R10 Arrival



### NCEW17 R10 Departure



NCEW17 R10 Mixed



## Slots allocation by operator

Airline	Total Slot
AEGEAN AIRLINES	18
AER LINGUS	2
AEROFLOT RUSSIAN AIRLINES	376
AIR ALGERIE	210
AIR CORSICA	2060
AIR FRANCE	5441
AIR NOSTRUM	426
AirHorizont	2
AIRX CHARTER LTD	2
ALITALIA	756
APG AIRLINES	166
ASL AIRLINES FRANCE	206
AUSTRIAN AIRLINES	258
BELAVIA BELARUSSIAN AIRLINES	4
BLUE AIR-AIRLINE	168
BRITISH AIRWAYS	1810
CARPATAIR	11
CITY FLYER EXPRESS	72
CODE ASSISTANT AVIAPARTNER	199
CODE ASSISTANT SWISSPORT	102
CSA CZECH AIRLINES	72
DELTA AIR LINES	6
EASTERN AIRWAYS LIMITED	2
EASYJET AIRLINE	7272
EASYJET SWITZERLAND	920
EL AL	40
EMIRATES	294
ENTER AIR	4
EUROWINGS	300
FEDEX EXPRESS	166
GERMANIA FLUGGESELLSCHAFT	8
HELVETIC AIRWAYS	2
HOP	2148
IBERIA EXPRESS	294
JET TIME	2
JETAIRFLY	6
JET2.COM	30
KLM	880
LOT POLISH AIRLINES	284
LUFTHANSA	1692
LUXAIR	304

Airline	Total Slot
MAP HANDLING EXECUTIVE	212
NETJETS TRANSPORTES AEREOS S.A.	119
Norwegian Air International Ltd	382
NORWEGIAN	306
NOUVELAIR TUNISIE	126
QATAR AIRWAYS	210
ROSSIYA AIRLINES	84
ROYAL AIR MAROC	178
RYANAIR LTD	418
SCANDINAVIAN AIRLINES	312
SKYTAXI	38
Smartlynx Airlines Estonia	2
SN BRUSSELS AIRLINES	588
SPRINTAIR	2
SWISS INTERNATIONAL AIRLINES	1016
TAP PORTUGAL	504
TAROM	48
THY TURKISH AIRLINES	294
TITAN AIRWAYS	2
TRANSAVIA AIRLINES	318
TRAVEL SERVICE AIRLINES	16
TUI	12
TUNISAIR	650
VOLOTEA SL	178
VUELING AIRLINES	460
WIZZ AIR	246