

Nice Côte d'Azur Airport

NCE/LFMN

Winter 2016 - Start Of Season Report

Report data extraction date: 30 Octobre 2016

Table of contents

Evolution of allocated slots at the Start Of Season (SOS)	2
<i>Total slots by operator – TOP15</i>	2
Slots distribution per alliance.....	4
Size of aircraft.....	5
Geographical distribution of allocated slots.....	8
Slots distribution by service type	8
NCE W16 - Airport Coordination Parameters	9
Graphics: Initial demand.....	10
Slots allocation by operator	14

The contents of this report may not be reproduced without the written consent of COHOR.

Evolution of allocated slots at the Start Of Season (SOS)

Winter 2016 (21 weeks): 32 647 Allocated Slots

Winter 2015 (22 weeks): 34 808 Allocated Slots

Allocated slots at SOS decreased by  1.74% from W15 to W16 (on average per week).

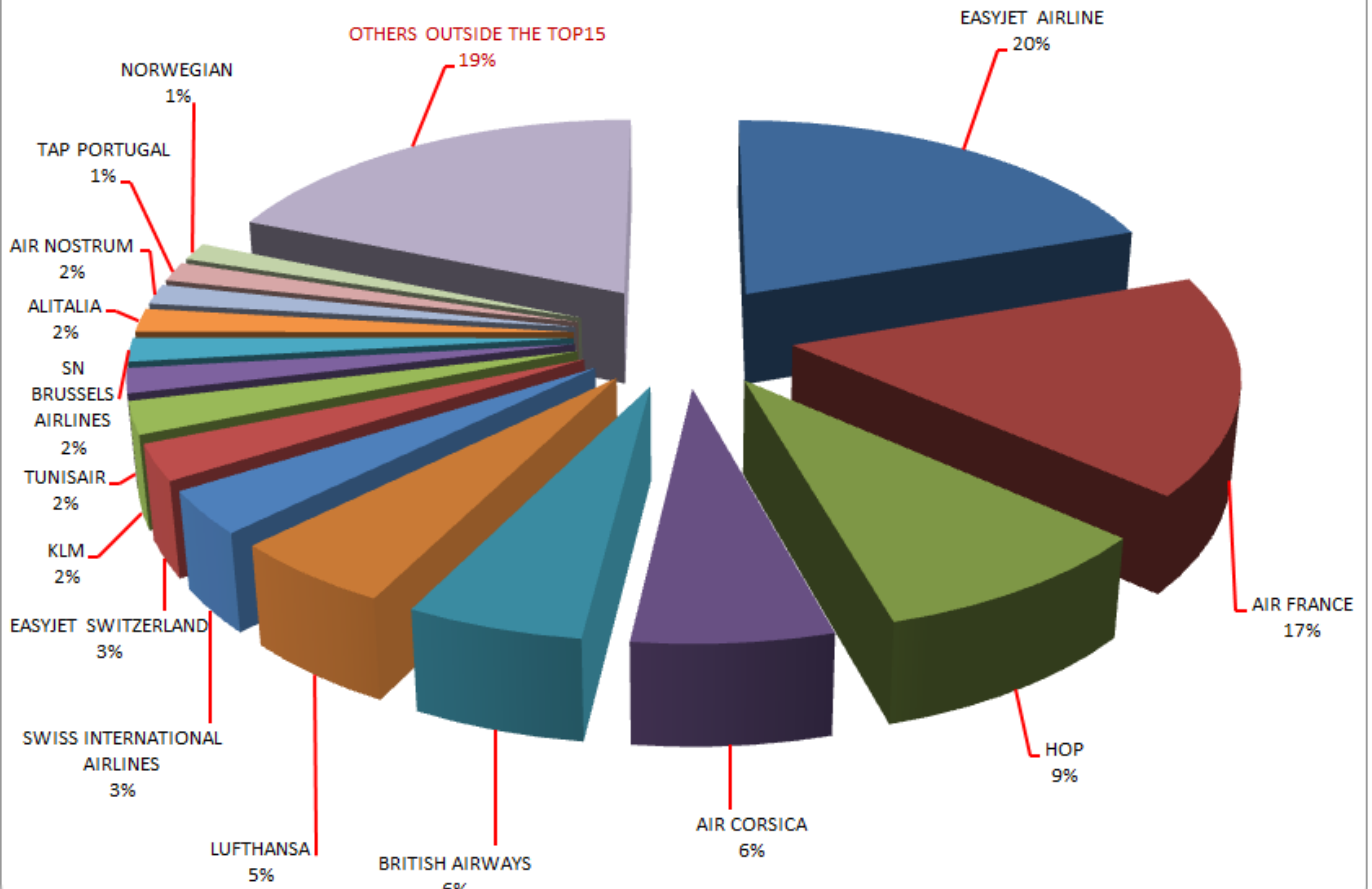
Slots Allocated OK W16: 99.11%

Total slots by operator – TOP15

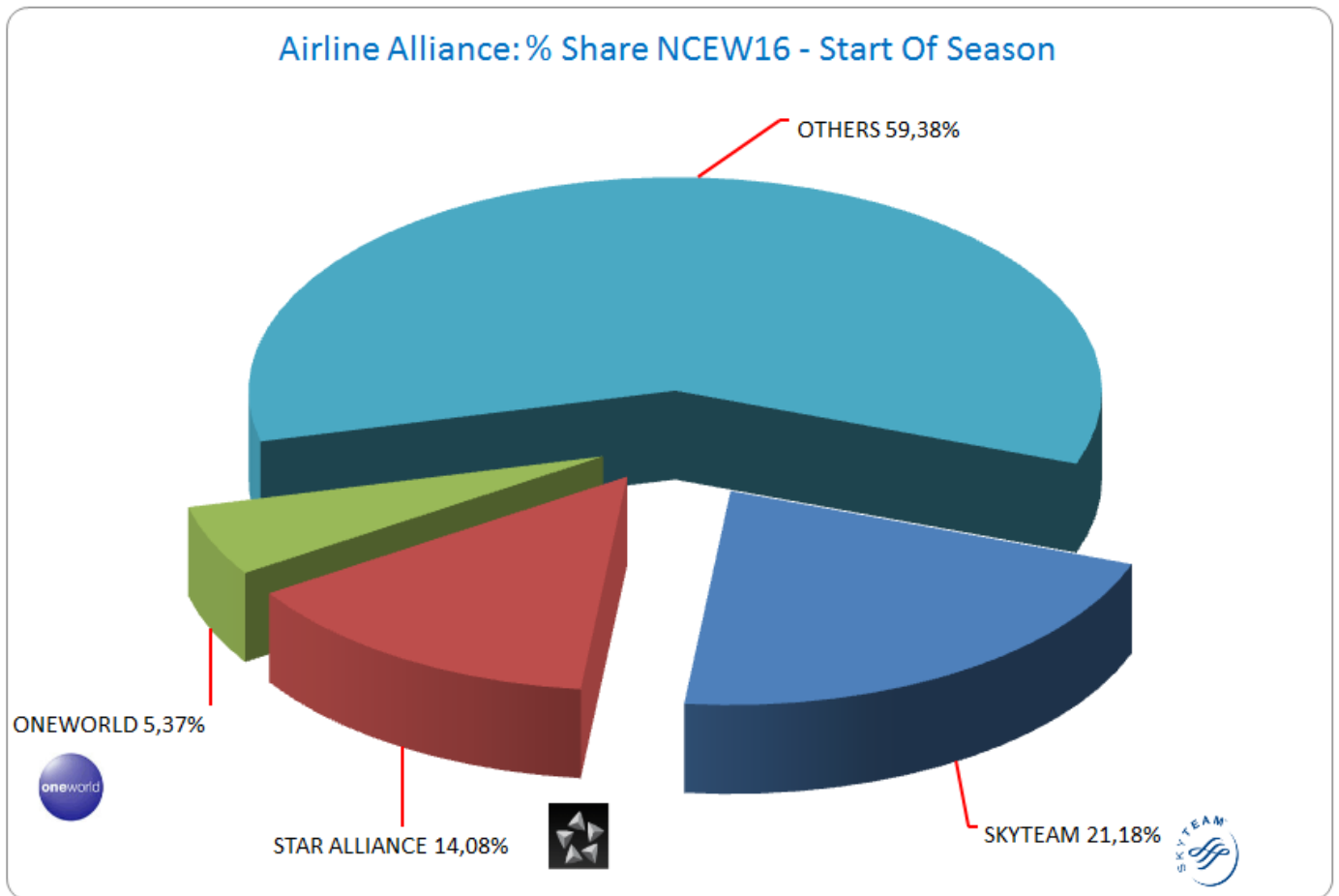
ICAO Code	Airline	W15	%SHARE W15	W16	%SHARE W16	%CHANGE (on average per week)
EZY	EASYJET AIRLINE	6 636	19,06%	6 420	19,66%	1,35%
AFR	AIR FRANCE	6 046	17,37%	5 484	16,80%	-4,98%
HOP	HOP	3 260	9,37%	2 996	9,18%	-3,72%
CCM	AIR CORSICA	2 480	7,12%	2 058	6,30%	-13,06%
BAW	BRITISH AIRWAYS	1 852	5,32%	1 818	5,57%	2,84%
DLH	LUFTHANSA	1 769	5,08%	1 704	5,22%	0,91%
SWR	SWISS INTERNATIONAL AIRLINES	1 173	3,37%	1 090	3,34%	-2,65%
EZS	EASYJET SWITZERLAND	950	2,73%	902	2,76%	-0,53%
KLM	KLM	856	2,46%	810	2,48%	-0,87%
TAR	TUNISAIR	648	1,86%	618	1,89%	-0,09%
BEL	SN BRUSSELS AIRLINES	636	1,83%	598	1,83%	-1,50%
AZA	ALITALIA	616	1,77%	588	1,80%	0,00%
ANE	AIR NOSTRUM	528	1,52%	504	1,54%	0,00%
TAP	TAP PORTUGAL	503	1,45%	489	1,50%	1,85%
NAX	NORWEGIAN	482	1,38%	442	1,35%	-3,93%
	OTHERS	6 373	18,31%	6 126	18,76%	0,70%
	GRAND TOTAL	34 808	100,00%	32 647	100,00%	-1,74%
	Part of AF/KL Group*	10 592	30,43%	9 612	29,44%	-4,93%

* AIRFRANCE - HOP - KLM - TRANSAVIAFRANCE - TRANSAVIAHOLLANDE

NCE W16 Start Of Season - Distribution by Airline



Slots distribution per alliance



ONEWORLD - Members Airlines (source : fr.oneworld.com 29Oct15)

AIR BERLIN - AMERICAN AIRLINES - BRITISH AIRWAYS - CATHAY PACIFIC - FINNAIR - IBERIA - JAPAN AIRLINES -
LATAM - MALAYSIA AIRLINES - QANTAS - QATAR AIRWAYS - ROYAL JORDANIAN - S7 AIRLINES - Sri Lankan Airlines - TAM

SKYTEAM - Members Airlines (source : www.skyteam.com 29Oct15)

AEROFLOT - AEROLINEAS ARGENTINAS - AEROMEXICO - AIREUROPA - AIRFRANCE - ALITALIA - CHINA AIRLINES - CHINA EASTERN AIRLINES -
CHINA SOUTHERN AIRLINES - CZECH AIRLINES - DELTA AIR LINES - GARUDA INDONESIA - KENYA AIRWAYS - KLM - KOREAN AIR
Middle East Airlines - SAUDIA - TAROM - VIETNAM AIRLINES - XIAMENAIR

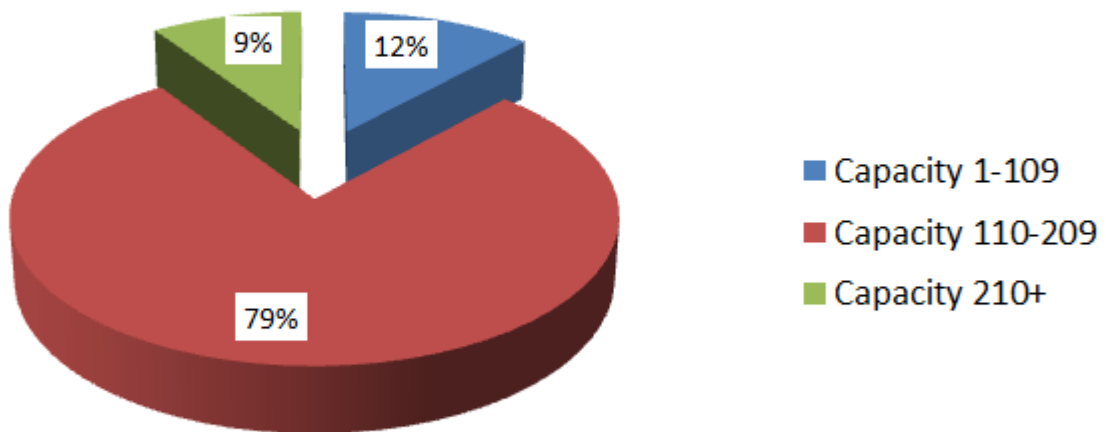
STAR ALLIANCE - Members Airlines (source : www.staralliance.com 29Oct15)

ADRIA AIRWAYS - AEGEAN AIRLINES - AIR CANADA - AIR CHINA - AIR INDIA - AIR NEW ZEALAND - ANA - ASIANA AIRLINES - AUSTRIAN AIRLINES
AVIANCA TACA HOLDINGS - BRUSSELS AIRLINES - COPAAIRLINES - CROATIA AIRLINES - EGYPTAIR - ETHIOPIAN AIRLINES - EVA AIR
LOT POLISH AIRLINES - LUFTHANSA - SCANDINAVIAN AIRLINES - SHENZHEN AIRLINES - SINGAPORE AIRLINES - SOUTH AFRICAN AIRWAYS
SWISS - TAP PORTUGAL - THAI - TURKISH AIRLINES - UNITED

Size of aircraft

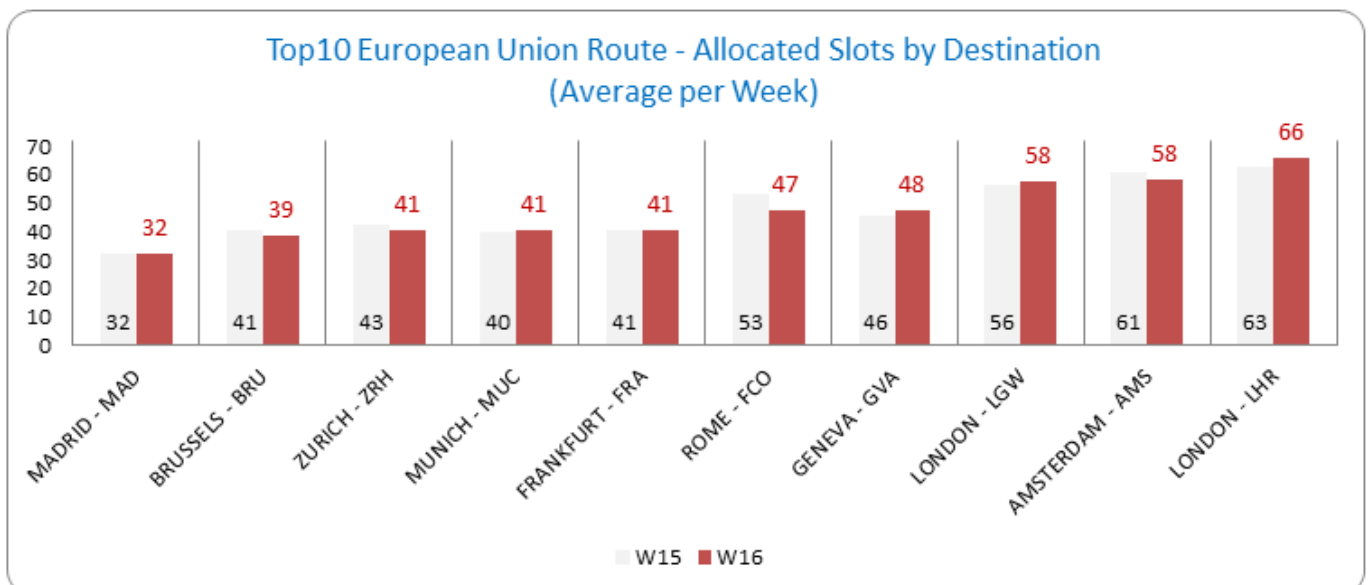
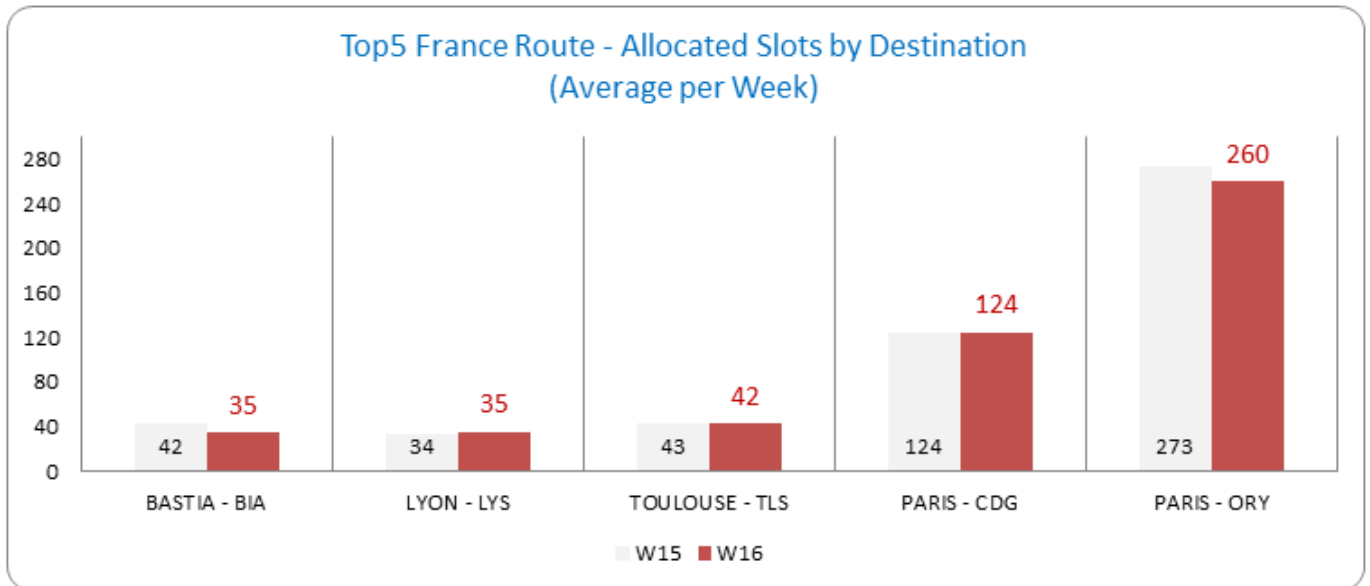
	W15	W16	Evolution
Average Size of Aircraft (Seats)	149	151	1,3%
Total Passenger Seat Offer	4 940 129	4 716 847	N/A

NCEW16: Passenger Aircraft Size Distribution



Allocated slots by destination

(NCEW16 vs NCEW15)



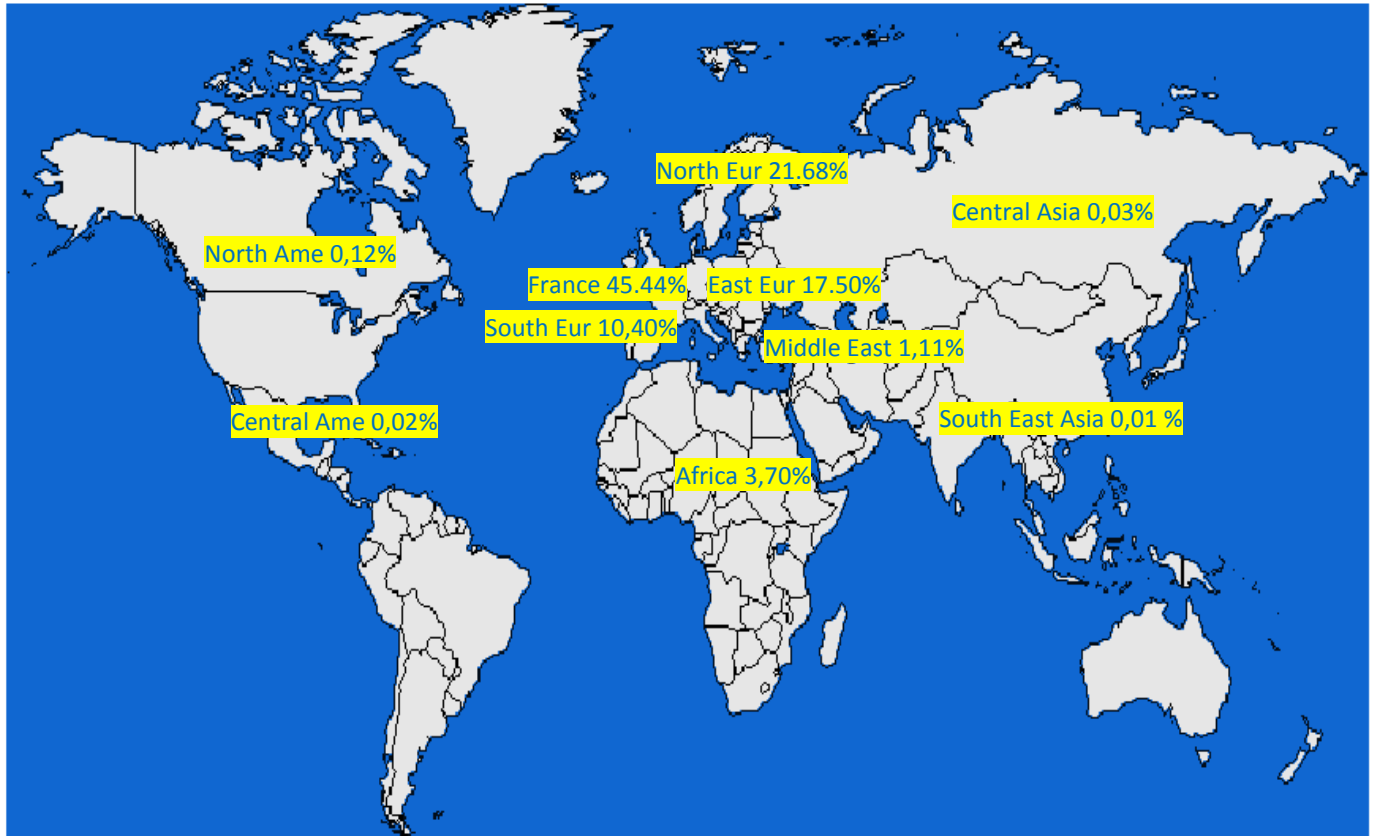
Top10 International Route - Allocated Slots by Destination
(Average per Week)



Comparison of first 3 destinations for each group
Allocated Slots by Destination
(Average per Week)



Geographical distribution of allocated slots



Slots distribution by service type

	W16	W15
Group Services for All Destinations		
Regular Services	96,79%	96,71%
GA/BA Services	1,58%	1,35%
Freight Services	1,39%	1,72%
Charter Services	0,14%	0,13%
Technical Services	0,10%	0,09%

NCE W16 - Airport Coordination Parameters

- **Runway scheduling limits :**

NCE RUNWAY CAPACITY W16							
		Arrivals		Departures		Total	
	Local Time	/10 min	/60 min with a 10 min step	/10 min	/60 min with a 10 min step	/10 min	/60 min with a 10 min step
	07:00-22:59	6	30	7	30	9	50
<u>Runway works</u>	07:00-22:59	4	20	5	24	7	40
	23:00-06:59	5	12	5	12	6	22

Runway works from:

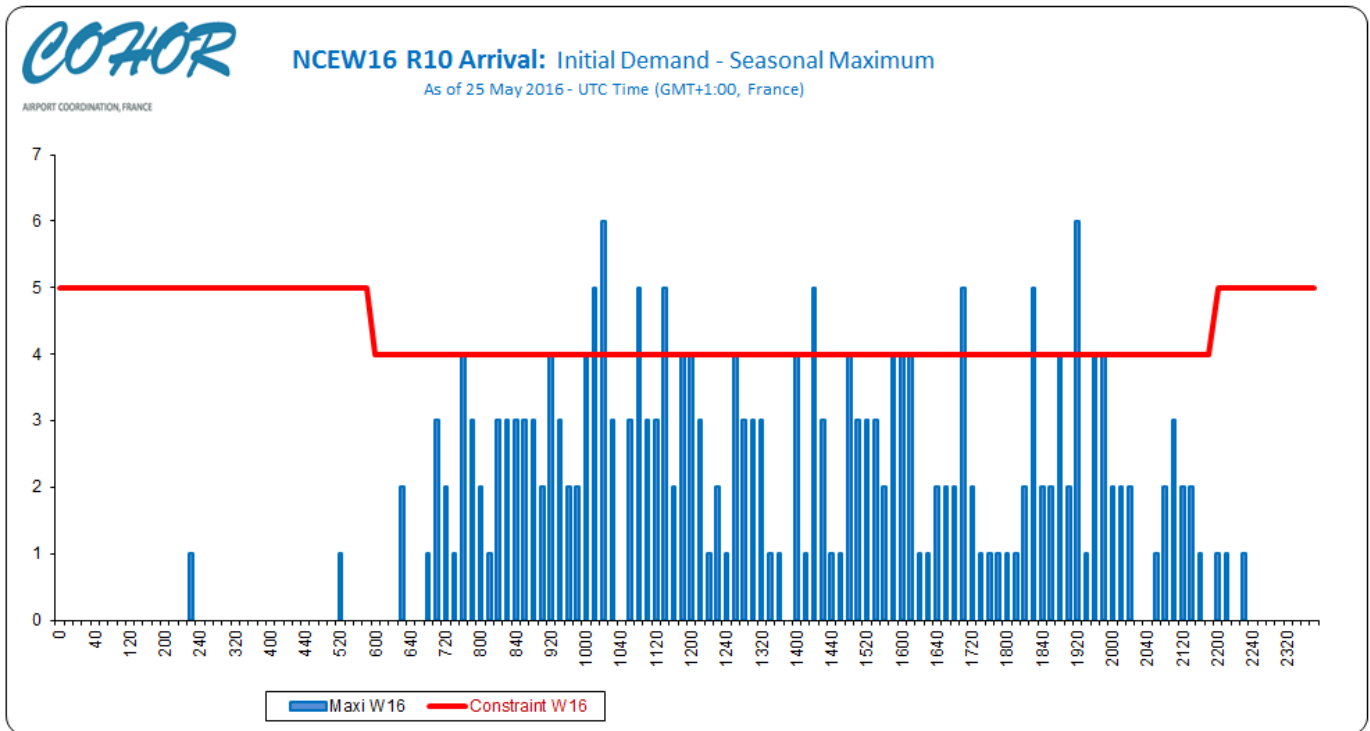
- the 30th of October to the 25th of November 2016
- the 28th of November to the 23th of December 2016
- the 2nd of January to the 17th of Mars 2017

Terminal constraints: None

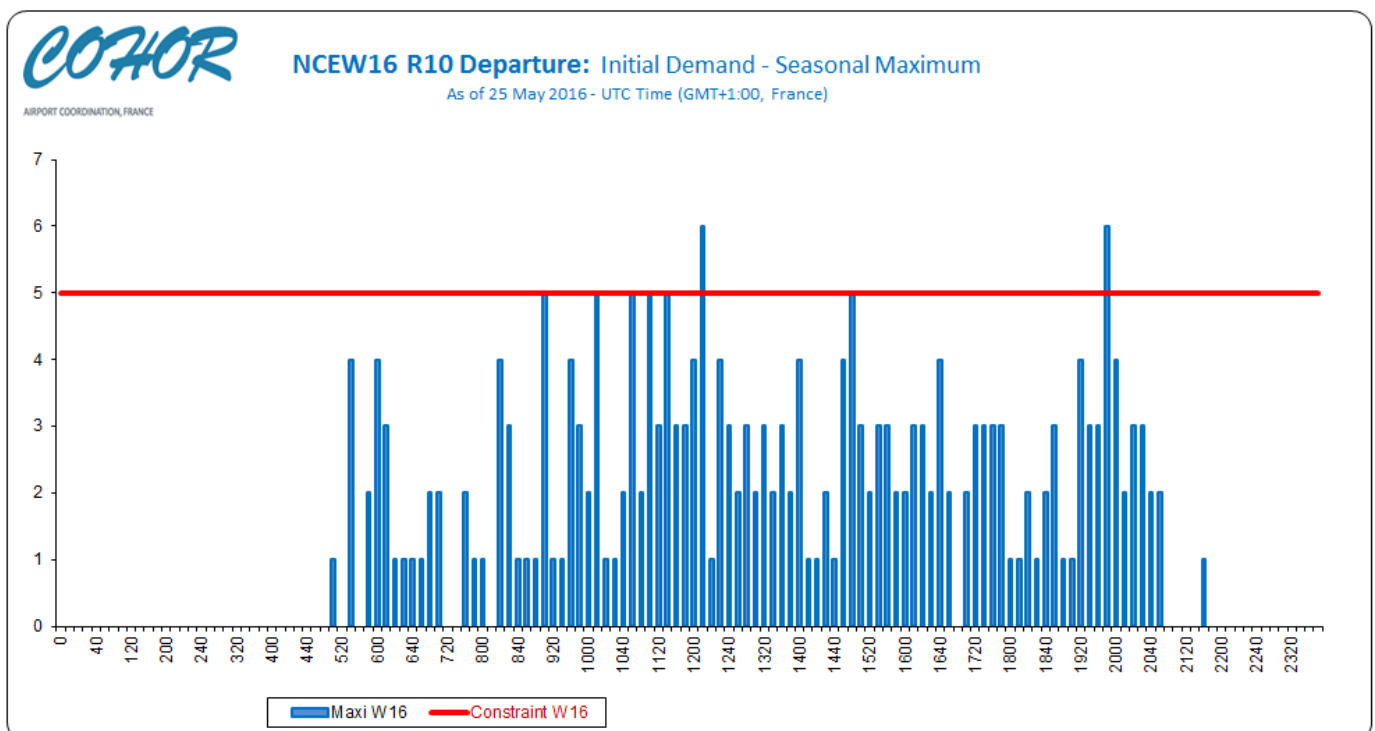
Parking constraints: Turnrounds over 4 hours are submitted to stand allocation

Graphics: Initial demand

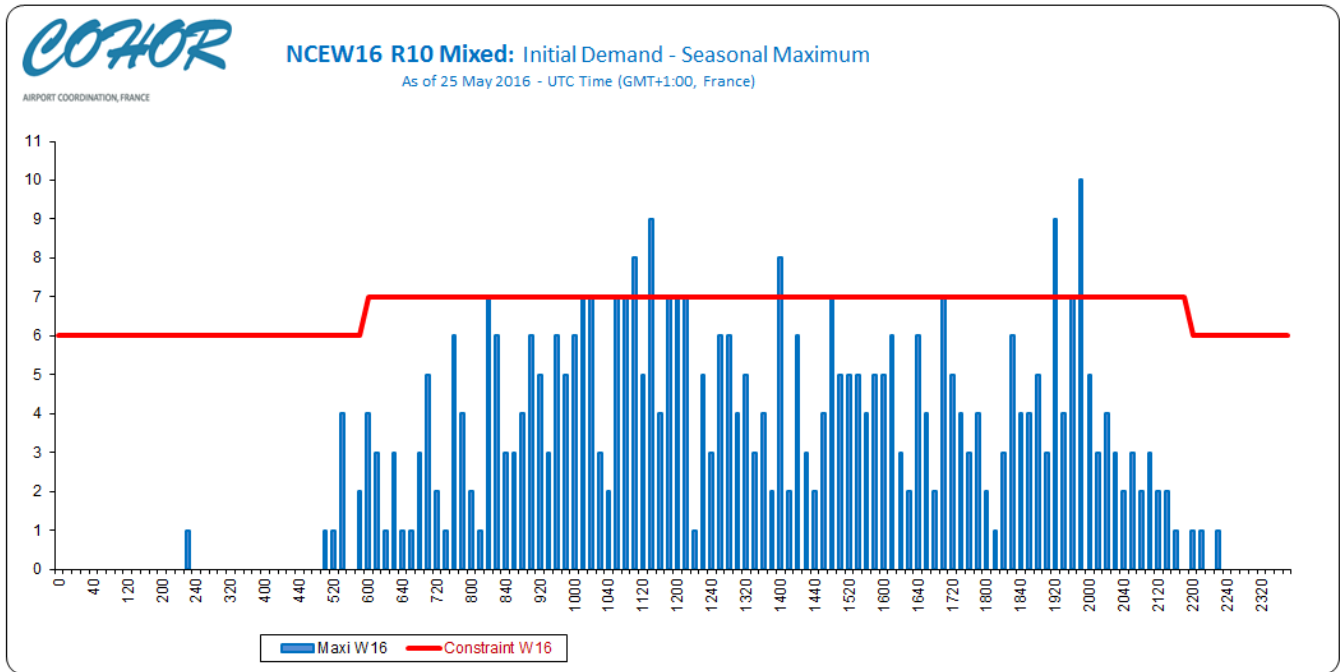
NCEW16 R10 Arrival



NCEW16 R10 Departure

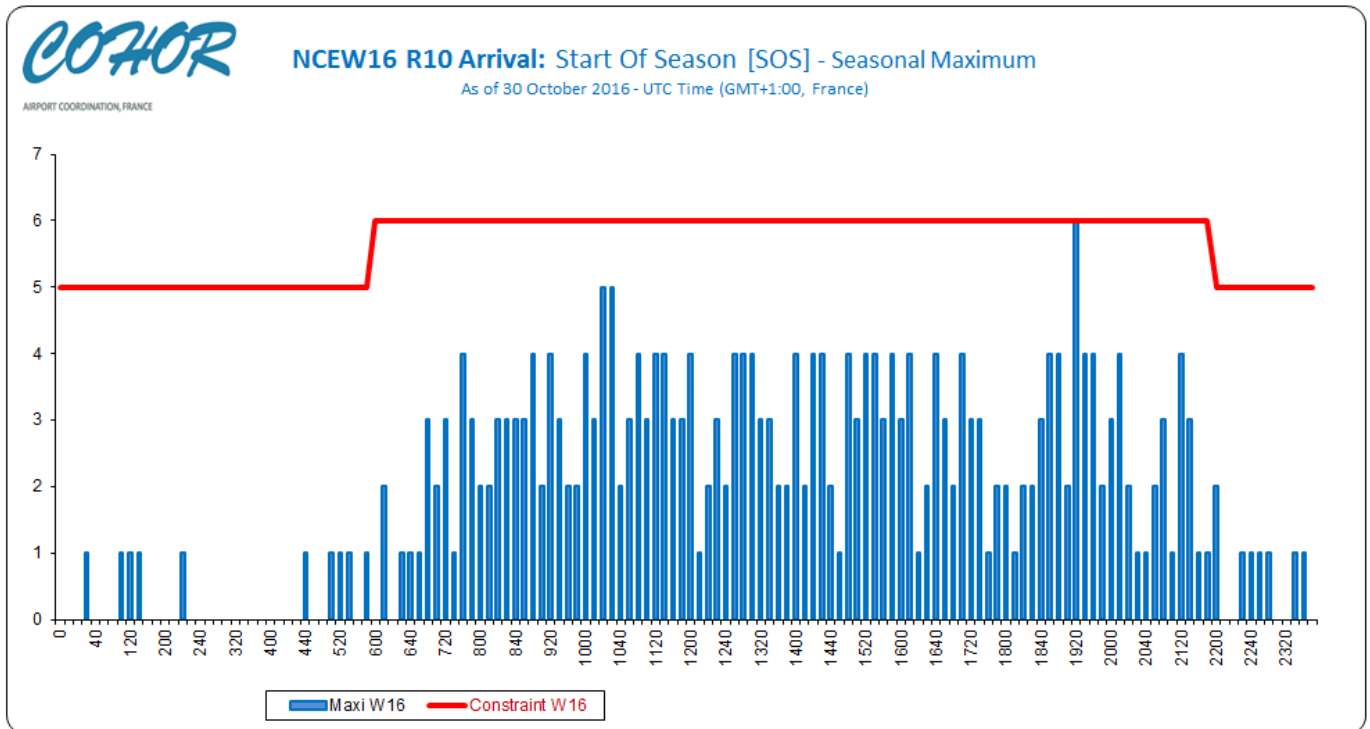


NCEW16 R10 Mixed

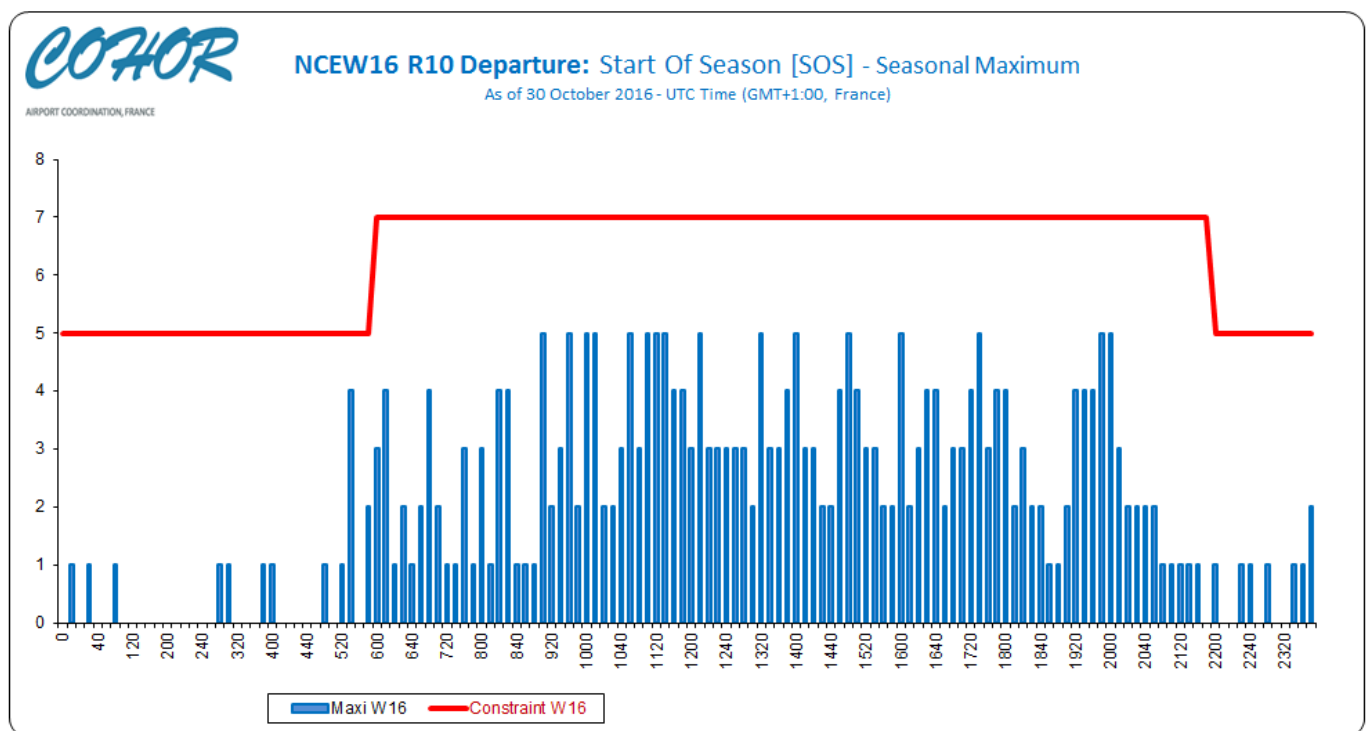


Graphics: SOS Allocated slots

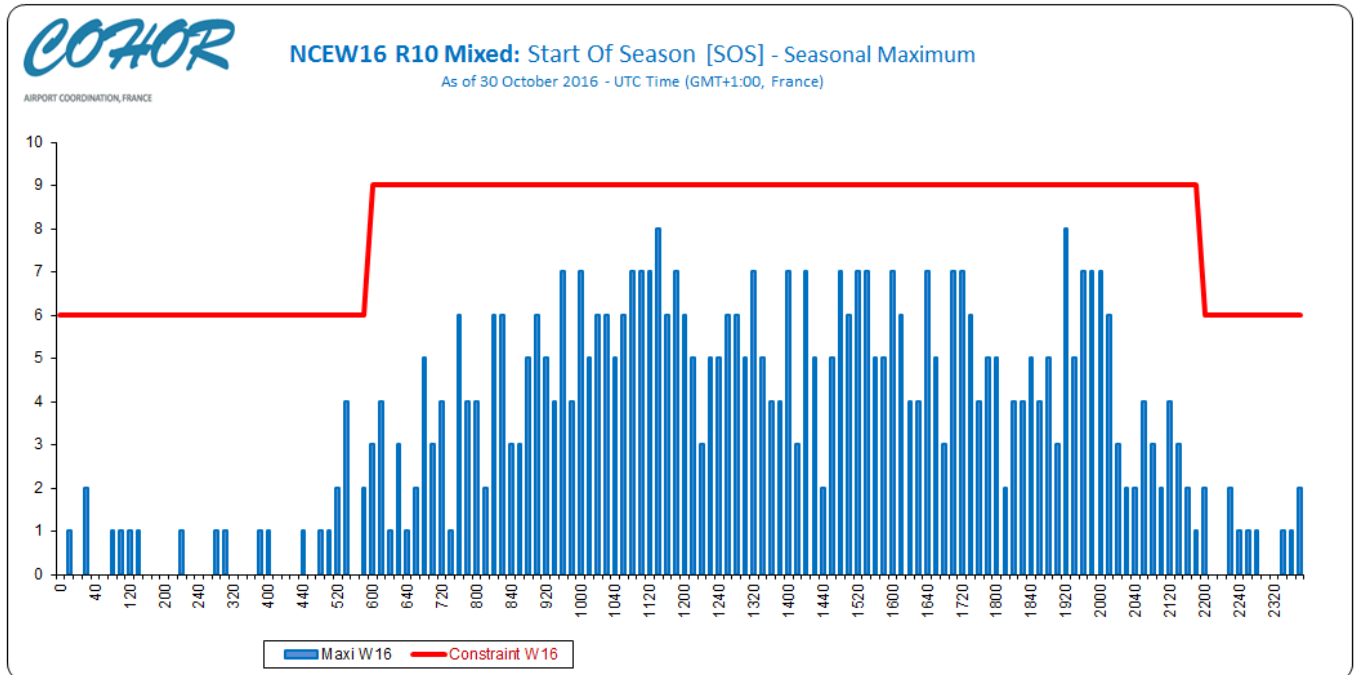
NCEW16 R10 Arrival



NCEW16 R10 Departure



NCEW16 R10 Mixed



Slots allocation by operator

Airline	Total Slot
AER LINGUS	78
AEROFLOT RUSSIAN AIRLINES	382
AIR ALGERIE	210
AIR BERLIN	10
AIR CORSICA	2 058
AIR FRANCE	5 484
AIR NOSTRUM	504
ALITALIA	588
APG AIRLINES	81
ARKIA ISRAELI AIRLINES	6
ASL AIRLINES FRANCE	207
AUSTRIAN AIRLINES	260
BELAVIA BELARUSSIAN AIRLINES	42
BLUE AIR-AIRLINE	80
Braathens Regional Airlines	2
BRITISH AIRWAYS	1 818
CARPATAIR	4
CITY FLYER EXPRESS	72
CODE ASSISTANT AVIAPARTNER	154
CODE ASSISTANT SWISSPORT	48
CSA CZECH AIRLINES	84
DELTA AIR LINES	24
EASYJET AIRLINE	6 420
EASYJET SWITZERLAND	902
EL AL	38
EMIRATES	296
EUROPEAN AIR TRANSPORT	86
EUROWINGS	36
FEDEX EXPRESS	166
FINNAIR	40
GERMANWINGS	152
GO2SKY, S.R.O.	2
HOP	2 996
IBERIA EXPRESS	168
JET2.COM	24
KLM	810
LOT POLISH AIRLINES	164
LUFTHANSA	1 704
LUXAIR	298

Airline	Total Slot
MAP HANDLING EXECUTIVE	224
MONARCH AIRLINES	2
NETJETS TRANSPORTES AEREOS S.A.	90
NIKI	86
Norwegian Air International Ltd	124
NORWEGIAN	442
NOUVELAIR TUNISIE	116
OPENSKIES	6
ROSSIYA AIRLINES	84
ROYAL AIR MAROC	146
RYANAIR LTD	134
SCANDINAVIAN AIRLINES	386
SIAVIA	282
SKYTAXI	4
SMARTLYNX ITALIA	4
SN BRUSSELS AIRLINES	598
SWISS INTERNATIONAL AIRLINES	1 090
TAP PORTUGAL	489
THOMAS COOK SCANDINAVIA	2
THY TURKISH AIRLINES	210
TRANSAVIA AIRLINES	320
TRANSAVIA FRANCE	2
TUI	4
TUNISAIR	618
VOLOTEA SL	150
VUELING AIRLINES	370
WIZZ AIR	166