

Nice Côte d'Azur Airport

NCE/LFMN

Summer 2021 - Start Of Season Report

Report data extraction date: 31 March 2021

Table of contents

Evolution of allocated slots at the Start Of Season (SOS).....	2
Total slots by operator – TOP15	2
Slots distribution per alliance	4
Size of aircraft	5
Allocated slots by destination.....	6
Geographical distribution of allocated slots	8
Slots distribution by service type.....	8
NCE S21 - Airport Coordination Parameters	9
Graphics: Initial demand	10
Graphics: SOS Allocated slots	12
Slots allocation by operator.....	14

The contents of this report may not be reproduced without the written consent of COHOR.

Evolution of allocated slots at the Start Of Season (SOS)

Summer 2020 (30 weeks): 69 755 Allocated Slots

Summer 2021 (31 weeks): 50 284 Allocated Slots

Allocated slots at SOS decreased by  -30,24% from S20 to S21 (on average per week).

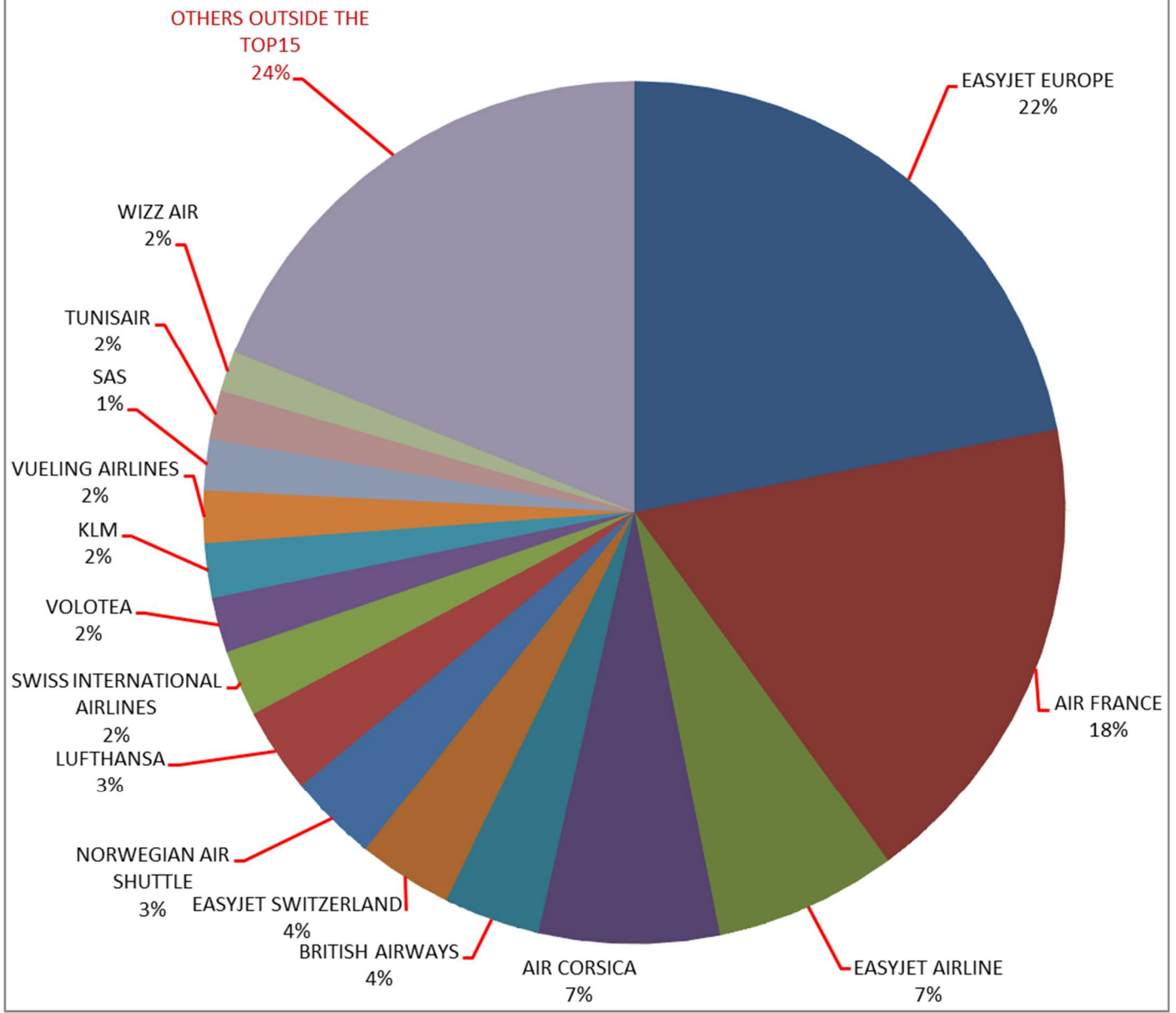
Slots Allocated OK S21: 99,70%

Total slots by operator – TOP15

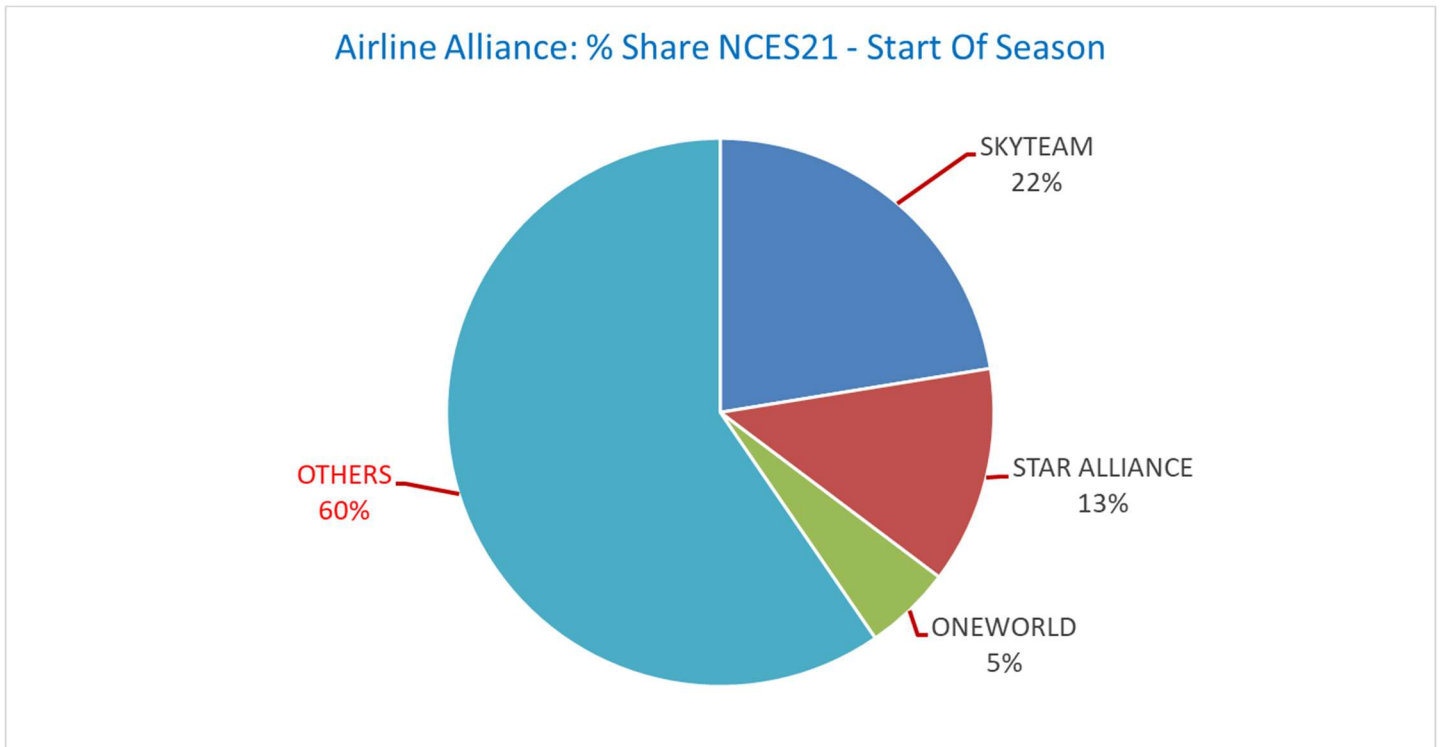
Airline	S20	%SHARE S20	S21	%SHARE S21	%CHANGE (on average per week)
EASYJET EUROPE	12495	17,91%	11018	21,91%	-14,67%
AIR FRANCE	11238	16,11%	9084	18,07%	-21,77%
EASYJET AIRLINE	4985	7,15%	3435	6,83%	-33,32%
AIR CORSICA	3230	4,63%	3404	6,77%	1,99%
BRITISH AIRWAYS	3515	5,04%	1814	3,61%	-50,06%
EASYJET SWITZERLAND	1747	2,50%	1779	3,54%	-1,45%
NORWEGIAN AIR SHUTTLE	1736	2,49%	1675	3,33%	-6,63%
LUFTHANSA	2939	4,21%	1606	3,19%	-47,12%
SWISS INTERNATIONAL AIRLINES	1788	2,56%	1252	2,49%	-32,24%
VOLOTEA	1168	1,67%	1037	2,06%	-14,08%
KLM	1392	2,00%	1026	2,04%	-28,67%
VUELING AIRLINES	1064	1,53%	984	1,96%	-10,50%
SCANDINAVIAN AIRLINES	1258	1,80%	961	1,91%	-26,07%
TUNISAIR	1140	1,63%	922	1,83%	-21,73%
WIZZ AIR	792	1,14%	762	1,52%	-6,89%
OTHERS	19 268	27,62%	9 525	18,94%	-52,16%
GRAND TOTAL	69 755	100,00%	50 284	100,00%	-30,24%
Part of AF/KL Group*	13 374	19,17%	10 992	21,86%	-20,46%

* AIRFRANCE - KLM - TRANSAVIAFRANCE - TRANSAVIAHOLLANDE

NCES21 Start Of Season - Distribution by Airline



Slots distribution per alliance



ONEWORLD - Members Airlines (source : fr.oneworld.com 31Mar21)

AMERICAN AIRLINES - BRITISH AIRWAYS - CATHAY PACIFIC - FINNAIR - IBERIA - JAPAN AIRLINES -
MALAYSIA AIRLINES - QANTAS - QATAR AIRWAYS - ROYAL JORDANIAN - ROYAL AIR MAROC - S7 AIRLINES - SRI LANKAN AIRLINES

SKYTEAM - Members Airlines (source : www.skyteam.com 31Mar21)

AEROFLOT - AEROLINEAS ARGENTINAS - AEROMEXICO - AIR EUROPA - AIRFRANCE - ALITALIA - CHINA AIRLINES - CHINA EASTERN -
CZECH AIRLINES - DELTA - GARUDA INDONESIA - KENYA AIRWAYS - KLM - KOREAN AIR - MEA - SAUDIA -
TAROM - VIETNAM AIRLINES - XIAMENAIR

STAR ALLIANCE - Members Airlines (source : www.staralliance.com 31Mar21)

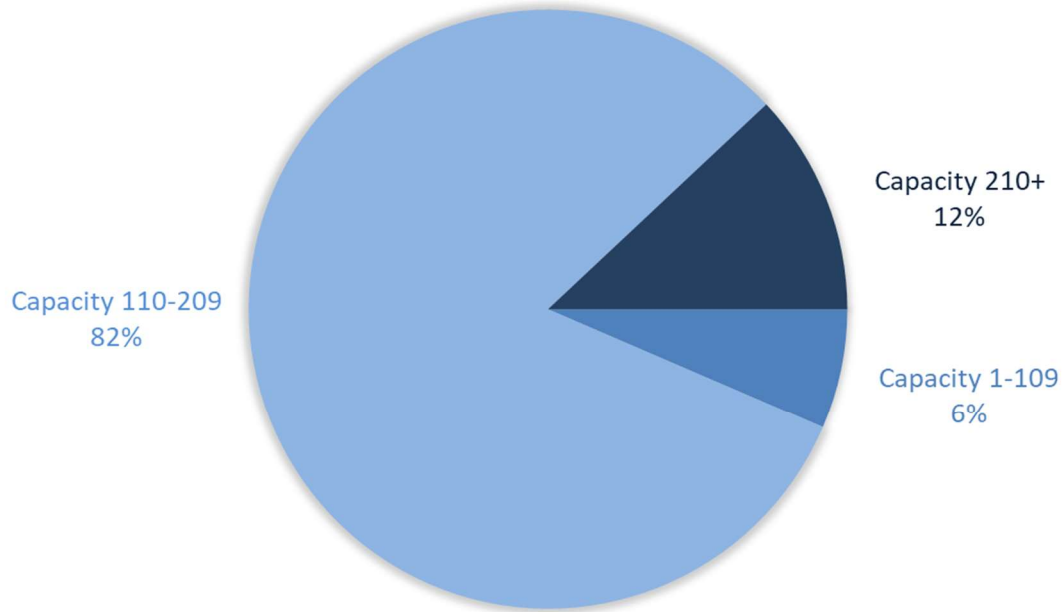
AEGEAN - AIR CANADA - AIR CHINA - AIR INDIA - AIR NEW ZEALAND - ANA - ASIANA AIRLINES - AUSTRIAN - AVIANCA TACA -
BRUSSELS AIRLINES - COPA AIRLINES - CROATIA AIRLINES - EGYPTAIR - ETHIOPIAN - EVA AIR - LOT POLISH AIRLINES -
LUFTHANSA - SCANDINAVIAN AIRLINES - SHENZHEN AIRLINES - SINGAPORE AIRLINES - SOUTH AFRICAN AIRWAYS
SWISS - TAP PORTUGAL - THAI - TURKISH AIRLINES - UNITED

Size of aircraft

	S20	S21	Evolution
Average Size of Aircraft (Seats)	169	166	-1,8%
Total Passenger Seat Offer	11 641 569	8 254 820	N/A

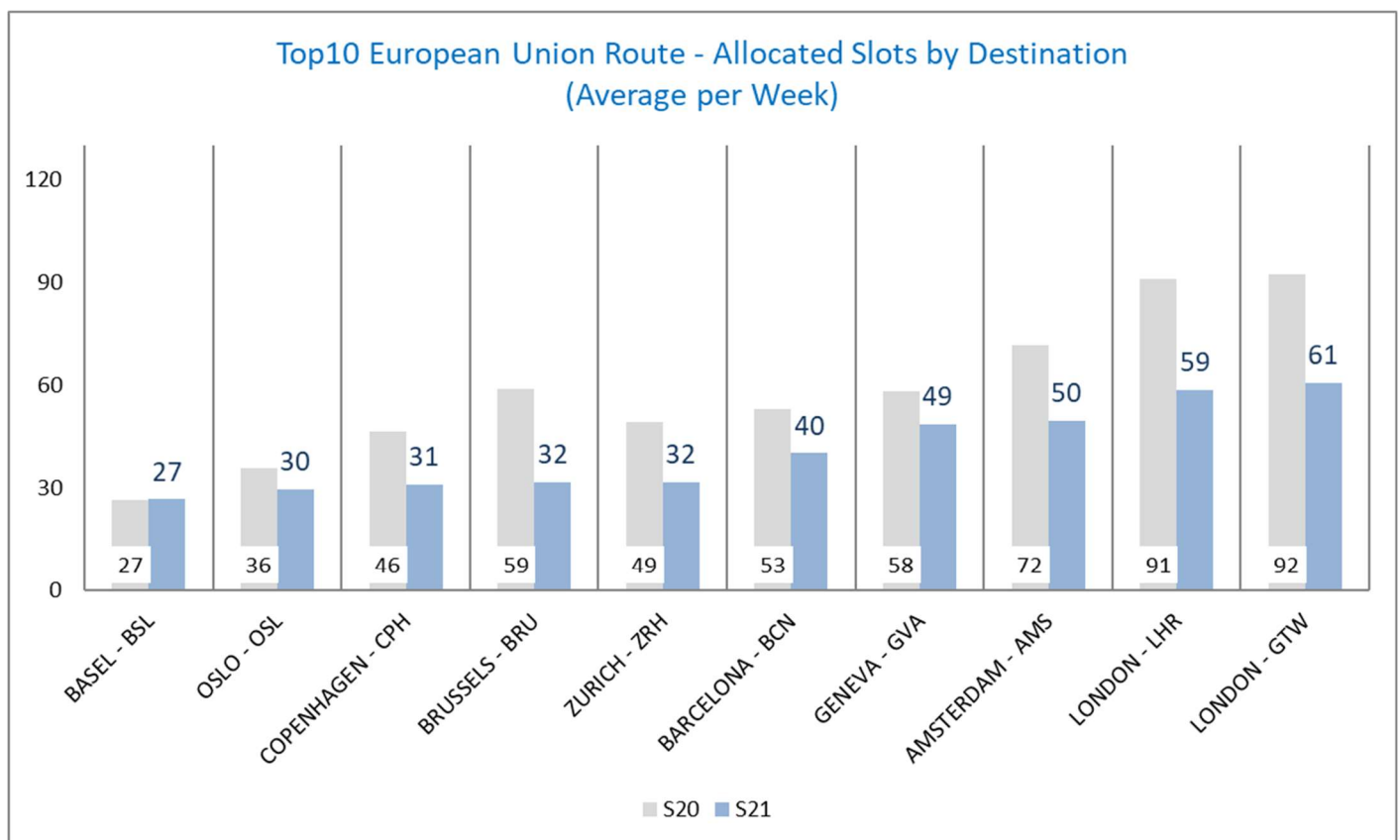
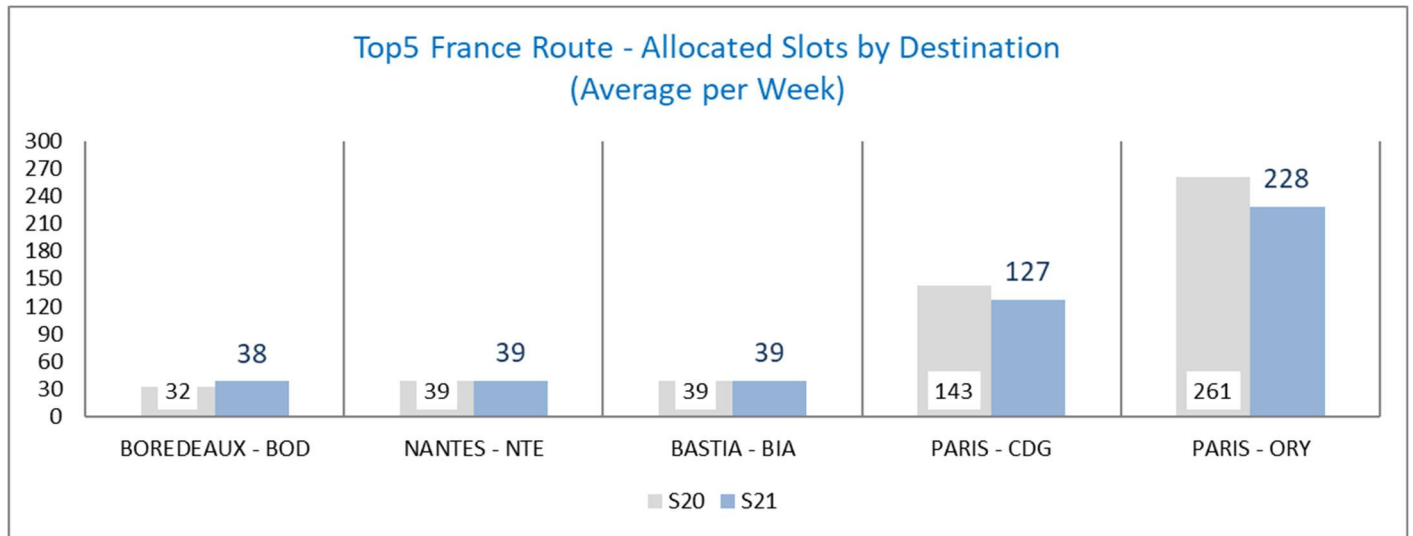
*N/A DUE TO DIFFERENT NUMBER OF WEEK BETWEEN S21 (30W) and S21 (31W)

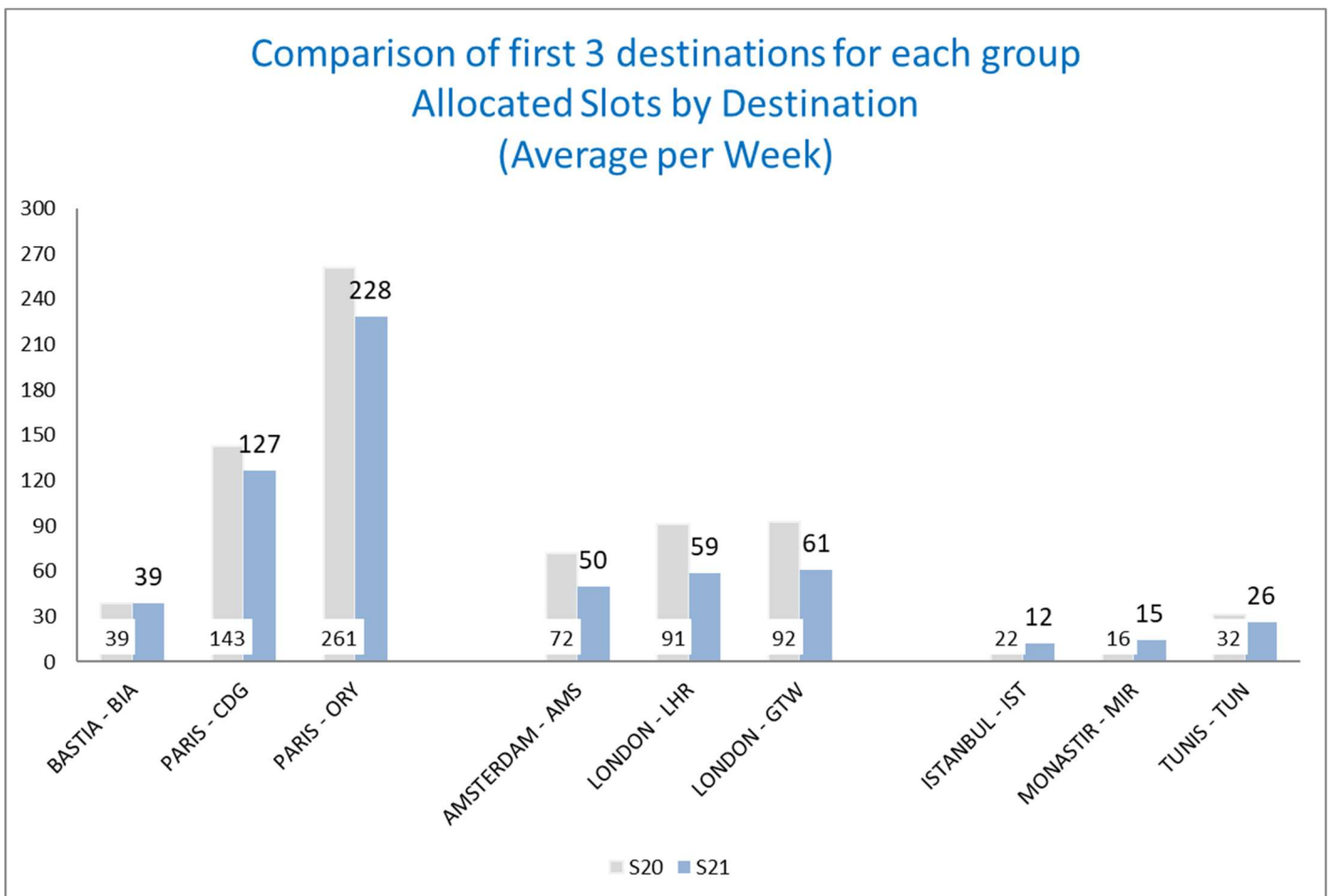
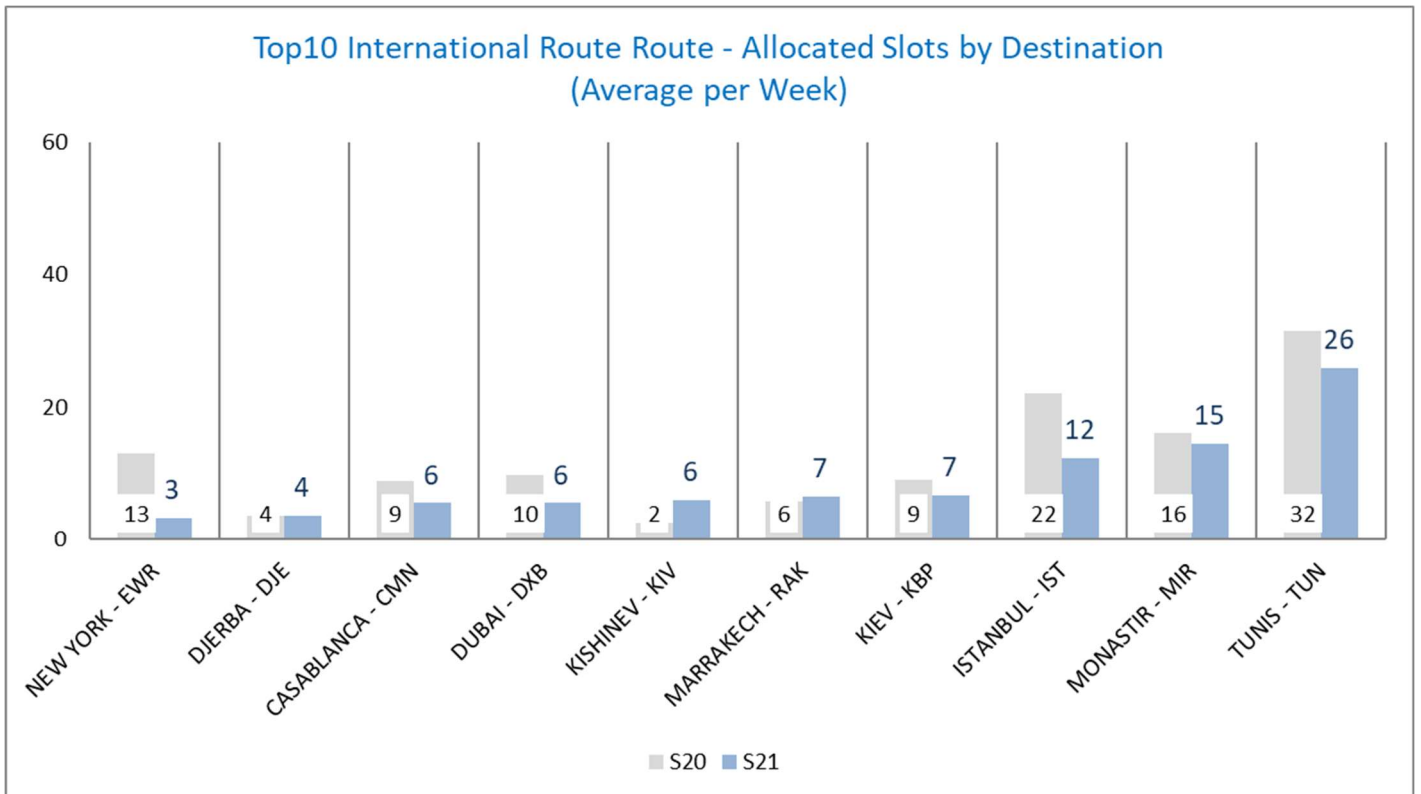
NCES21 : PASSENGER AIRCRAFT SIZE DISTRIBUTION



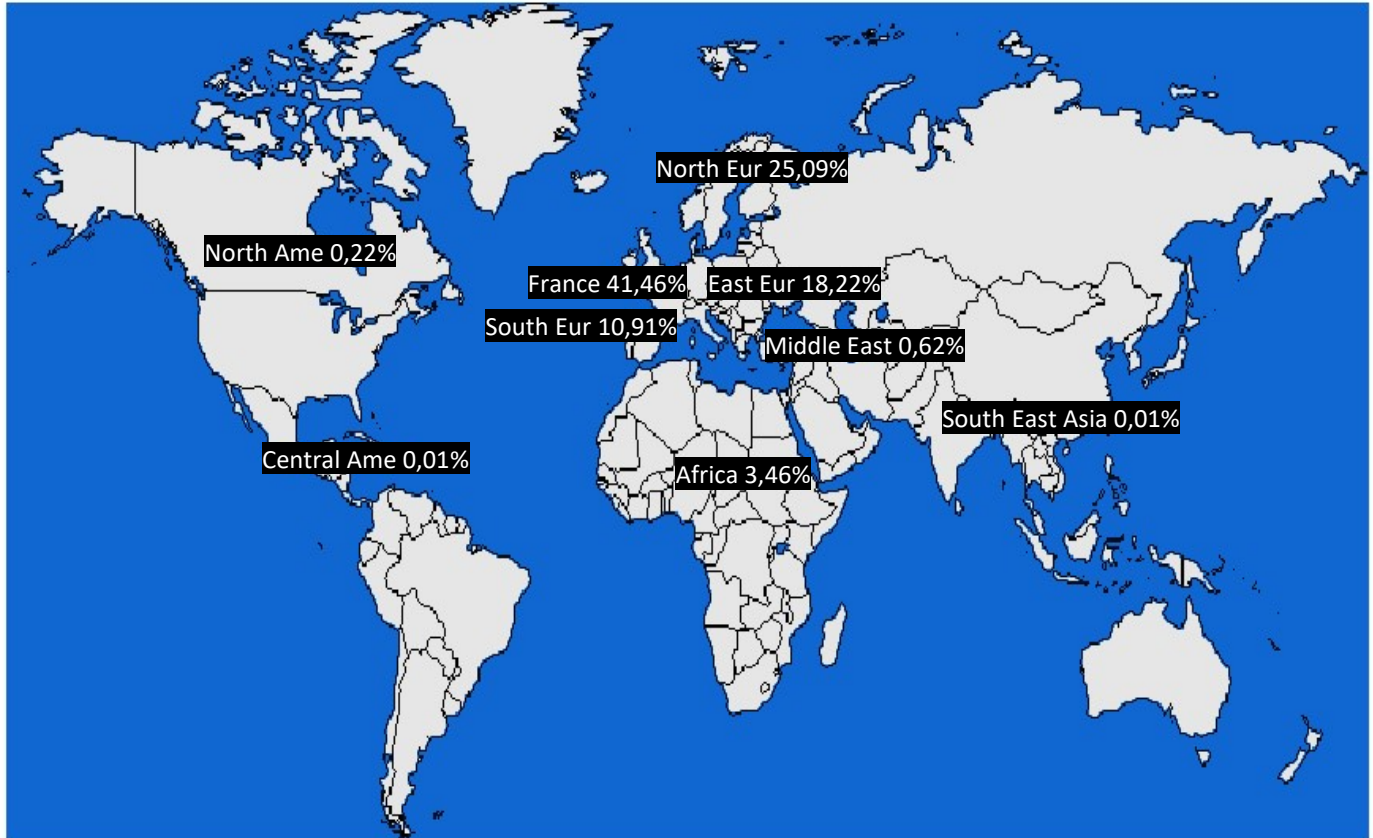
Allocated slots by destination

(NCES21 vs NCES20)





Geographical distribution of allocated slots



Slots distribution by service type

Group Services for All Destinations	S21	S20
Regular Services	98,65%	98,44%
Freight Services	0,49%	0,69%
Charter Services	0,01%	0,08%
Technical Services	0,00%	0,05%
Others	0,84%	0,74%
	100%	100%

NCE S21 - Airport Coordination Parameters

Runway scheduling limits:

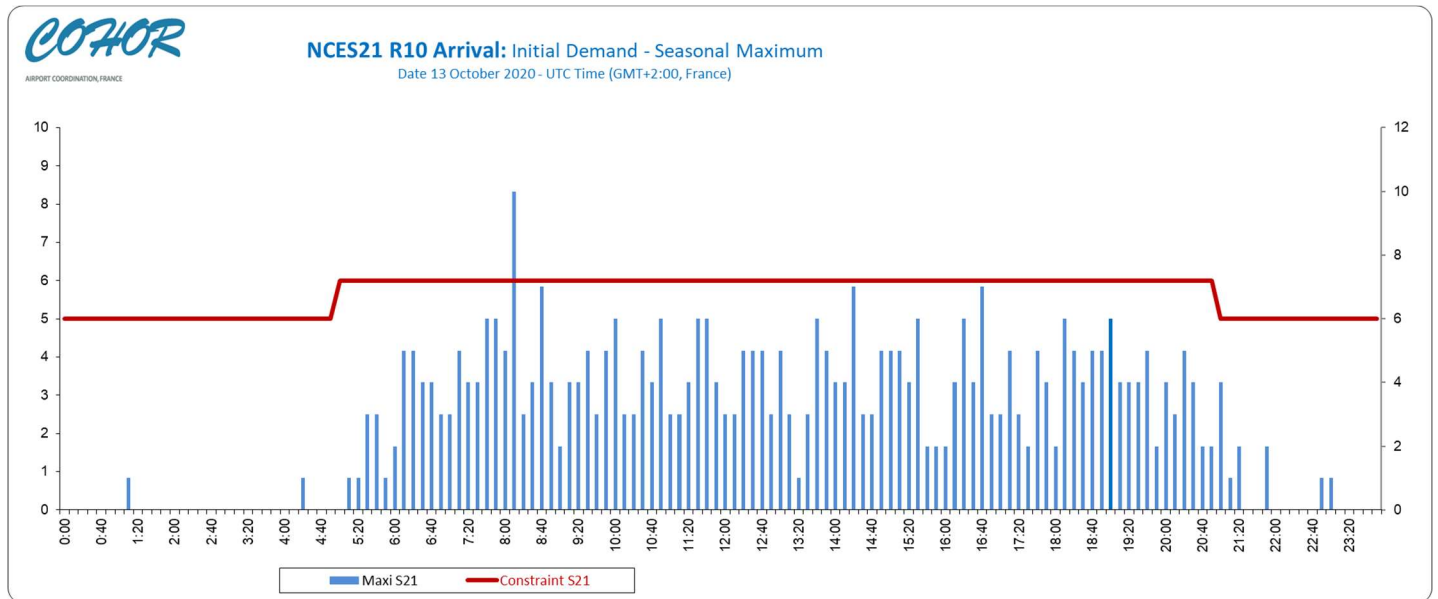
	Arrivals	Arrivals	Departures	Departures	Total	Total
Local Time	/10min	/60min with a 10min step	/10min	/60min with a 10min step	/10min	/60min with a 10min step
0600-0659			5	18		
0700-2259	6	30	7	30	9	50
2300-0659	5	12	5	12	6	22

Terminal constraints: None

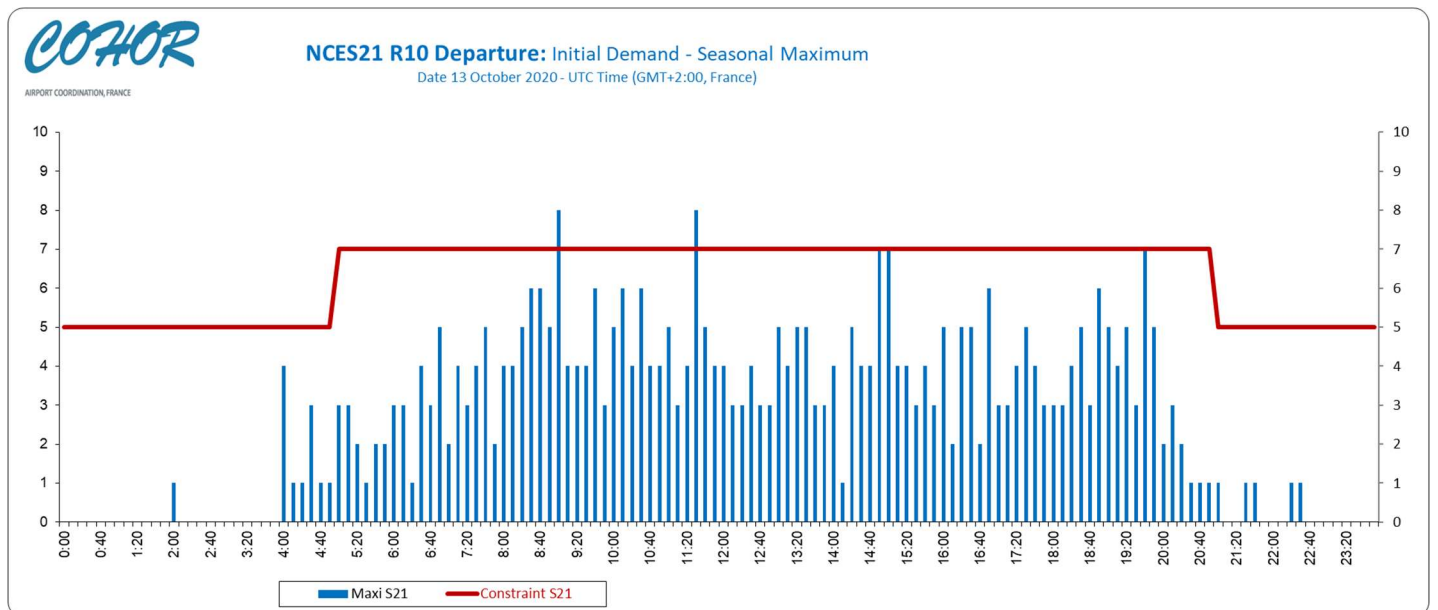
Parking constraints: Turnrounds over 4 hours are submitted to stand allocation

Graphics: Initial demand

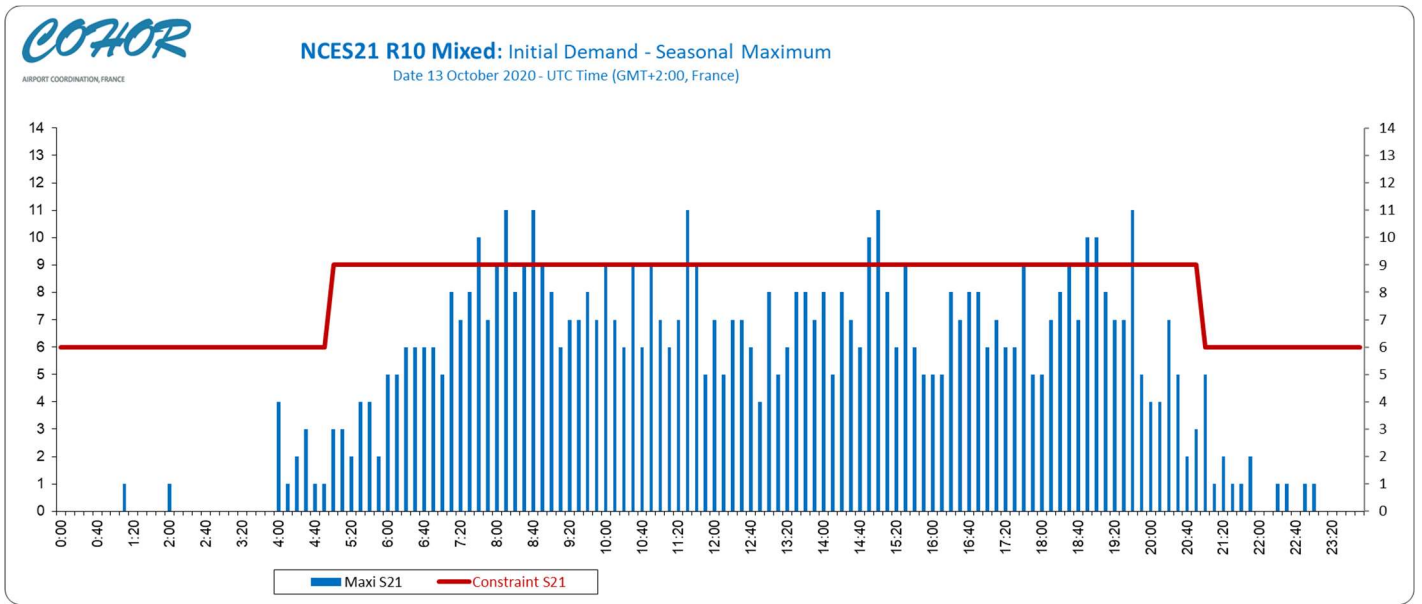
NCES21 R10 Arrival



NCES21 R10 Departure

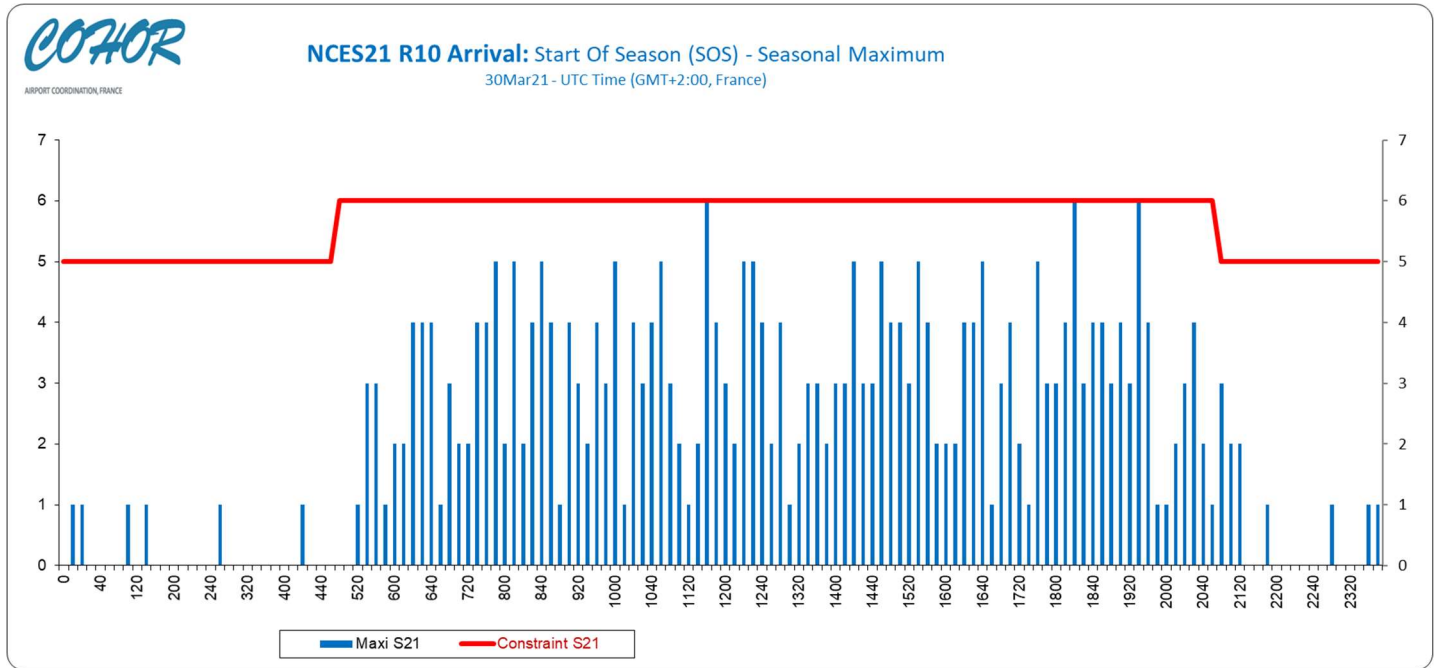


NCES21 R10 Mixed

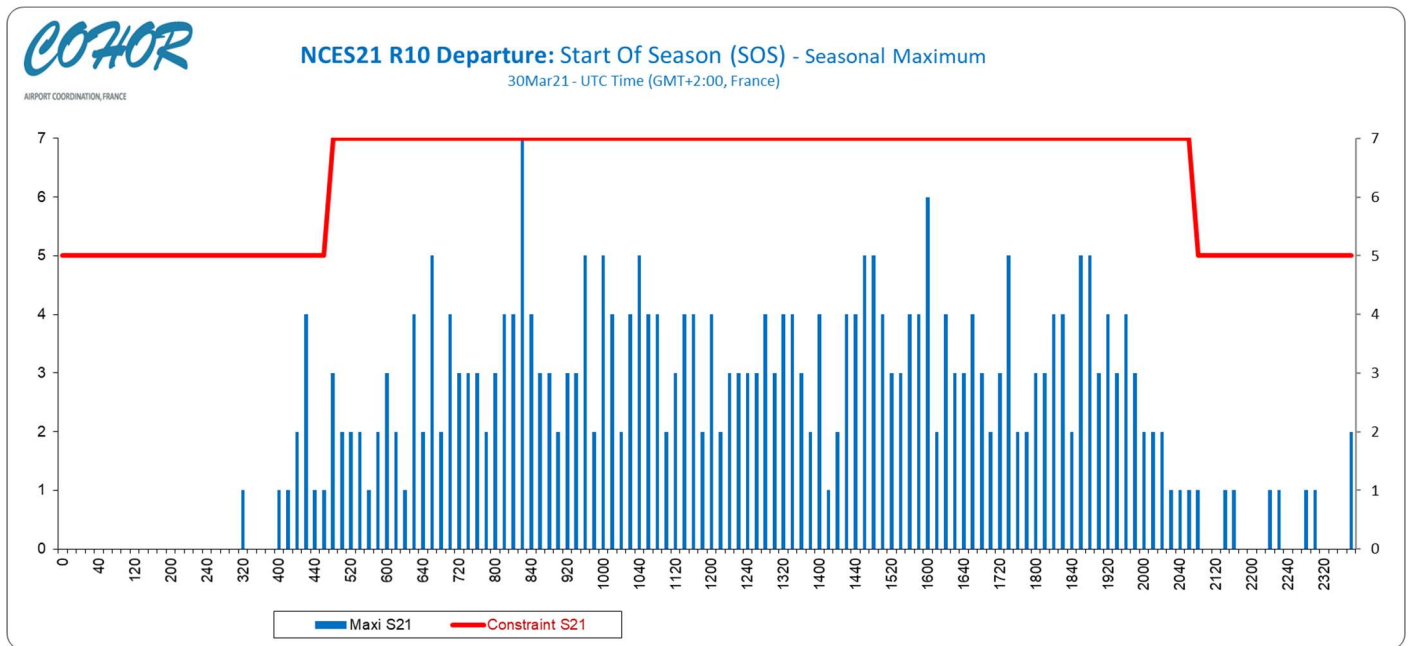


Graphics: SOS Allocated slots

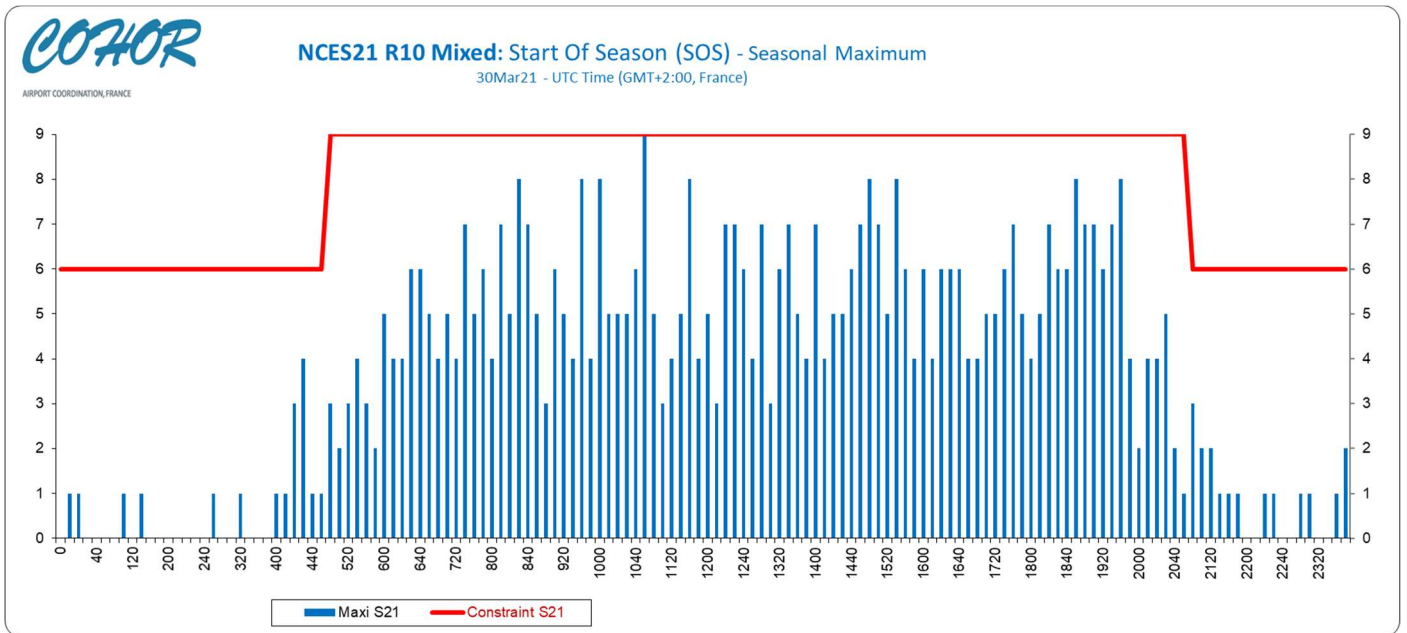
NCES21 R10 Arrival



NCES21 R10 Departure



NCES21 R10 Mixed



Slots allocation by operator

Airline	Total Slot
AEGEAN AIRLINES	212
AEROFLOT RUSSIAN AIRLINES	462
AIR BALTIC	264
AIR CORSICA	3404
AIR FRANCE	9084
AIR MOLDOVA	80
AIR NOSTRUM	498
ALITALIA	608
AURIGNY AIR SERVICES	2
AUSTRIAN AIRLINES	650
BA Cityflyer	296
BELAVIA BELARUSSIAN AIRLINES	66
BRITISH AIRWAYS	1814
Blue Air Aviation	182
Brussels Airlines	690
CODE ASSISTANT AVIAPARTNER	156
CODE ASSISTANT SWISSPORT	76
CROATIA AIRLINES	2
DREAMJET	104
EASYJET AIRLINE	3435
EASYJET EUROPE	11018
EASYJET SWITZERLAND	1779
EMIRATES	172
EUROWINGS	676
FEDEX EXPRESS	248
FLYR	114
GULF AIR	36
IBERIA	60
JET2.COM	4
KLM	1026
LOT POLISH AIRLINES	210
LUFTHANSA	1606
LUXAIR	422
NETJETS TRANSPORTES AEREOS S.A.	46
NORWEGIAN AIR SHUTTLE	1675
NOUVELAIR TUNISIE	440
ROSSIYA AIRLINES	1
ROYAL AIR MAROC	172
SCANDINAVIAN AIRLINES	961
SIBERIA AIRLINES	374
SIGNATURE FLIGHT SUPPORT	144
SWISS INTERNATIONAL AIRLINES	1252

Airline	Total Slot
SkyUp Airlines	130
TAP PORTUGAL	484
TAROM	102
THY TURKISH AIRLINES	382
TRANSAVIA AIRLINES	406
TRANSAVIA FRANCE	476
TUNISAIR	922
UKRAINE INTL AIRLINES	78
VOLOTEA	1037
VUELING AIRLINES	984
WIZZ AIR	762