

Nice Côte d'Azur Airport

NCE/LFMN

Summer 2020 - Start Of Season Report

Report data extraction date: 01 April 2020

Table of contents

| | |
|--|----|
| Evolution of allocated slots at the Start Of Season (SOS)..... | 2 |
| Total slots by operator – TOP15 | 2 |
| Slots distribution per alliance | 4 |
| Size of aircraft | 5 |
| Allocated slots by destination..... | 6 |
| Geographical distribution of allocated slots | 8 |
| Slots distribution by service type..... | 8 |
| NCE S20 - Airport Coordination Parameters | 9 |
| Graphics: Initial demand | 10 |
| Graphics: SOS Allocated slots | 12 |
| Slots allocation by operator..... | 14 |

The contents of this report may not be reproduced without the written consent of COHOR.

Evolution of allocated slots at the Start Of Season (SOS)

Summer 2019 (30 weeks): 79 137 Allocated Slots

Summer 2020 (30 weeks): 69 756 Allocated Slots

Allocated slots at SOS decreased by  -11,85% from S19 to S20 (on average per week).

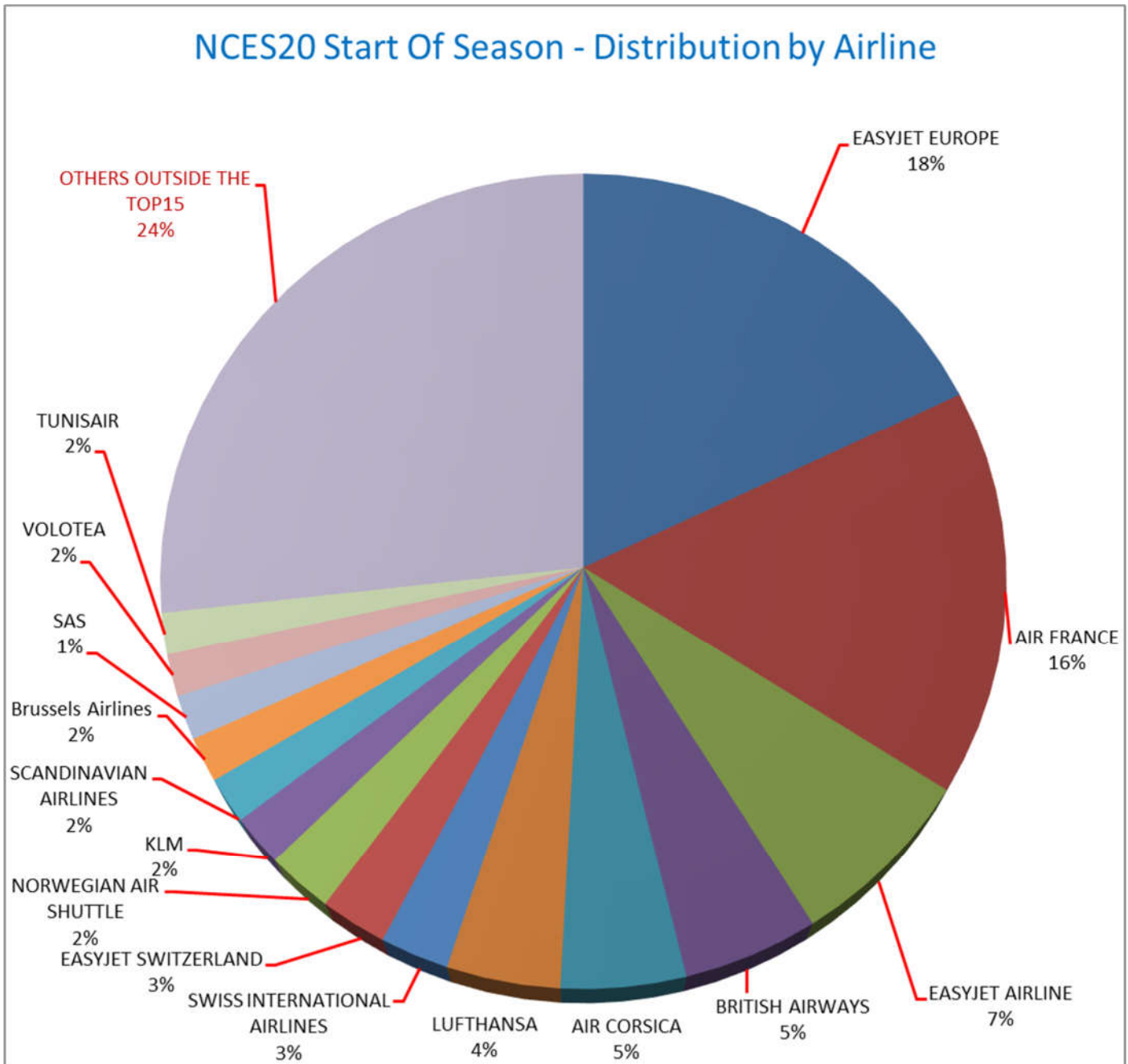
Slots Allocated OK S20: 98,66%

Total slots by operator – TOP15

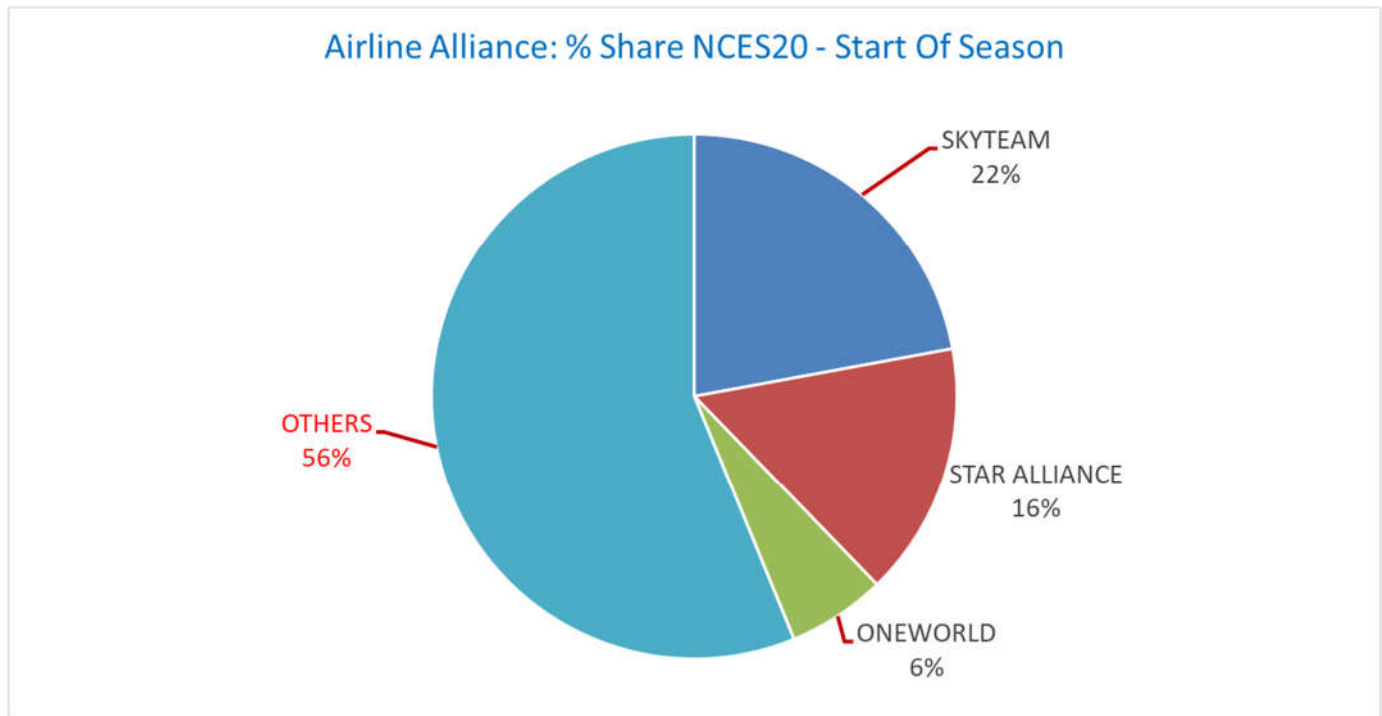
| ICAO Code | Airline | S19 | %SHARE S19 | S20 | %SHARE S20 | %CHANGE (on average per week) |
|-----------|---------------------------------|--------|------------|--------|------------|-------------------------------|
| EJU | EASYJET EUROPE | 12852 | 16,24% | 12495 | 17,91% | -2,78% |
| AFR | AIR FRANCE | 10548 | 13,33% | 11238 | 16,11% | 6,54% |
| EZY | EASYJET AIRLINE | 5338 | 6,75% | 4985 | 7,15% | -6,61% |
| BAW | BRITISH AIRWAYS | 4096 | 5,18% | 3515 | 5,04% | -14,18% |
| CCM | AIR CORSICA | 3403 | 4,30% | 3230 | 4,63% | -5,08% |
| DLH | LUFTHANSA | 3348 | 4,23% | 2939 | 4,21% | -12,22% |
| SWR | SWISS INTERNATIONAL AIRLINES | 2053 | 2,59% | 1788 | 2,56% | -12,91% |
| EZS | EASYJET SWITZERLAND | 1860 | 2,35% | 1747 | 2,50% | -6,08% |
| NAX | NORWEGIAN AIR SHUTTLE | 2028 | 2,56% | 1736 | 2,49% | -14,40% |
| KLM | KLM | 1681 | 2,12% | 1392 | 2,00% | -17,19% |
| SAS | SCANDINAVIAN AIRLINES | 1500 | 1,90% | 1258 | 1,80% | -16,13% |
| BEL | Brussels Airlines | 1376 | 1,74% | 1228 | 1,76% | -10,76% |
| IBK | Norwegian Air International Ltd | 1286 | 1,63% | 1218 | 1,75% | -5,29% |
| VOE | VOLOTEA | 1116 | 1,41% | 1168 | 1,67% | 4,66% |
| TAR | TUNISAIR | 1240 | 1,57% | 1140 | 1,63% | -8,06% |
| | OTHERS | 25 412 | 32,11% | 18 679 | 26,78% | -26,50% |
| | GRAND TOTAL | 79 137 | 100,00% | 69 756 | 100,00% | -11,85% |
| | Part of AF/KL Group* | 15 653 | 19,78% | 13 374 | 19,17% | -14,56% |

* AIRFRANCE - HOP - KLM - TRANSAVIAFRANCE - TRANSAVIAHOLLANDE

NCES20 Start Of Season - Distribution by Airline



Slots distribution per alliance



ONEWORLD - Members Airlines (source : fr.oneworld.com 31Mar20)

AMERICAN AIRLINES - BRITISH AIRWAYS - CATHAY PACIFIC - FINNAIR - IBERIA - JAPAN AIRLINES -
LATAM - MALAYSIA AIRLINES - QANTAS - QATAR AIRWAYS - ROYAL JORDANIAN - S7 AIRLINES - Sri Lankan Airlines

SKYTEAM - Members Airlines (source : www.skyteam.com 31Mar20)

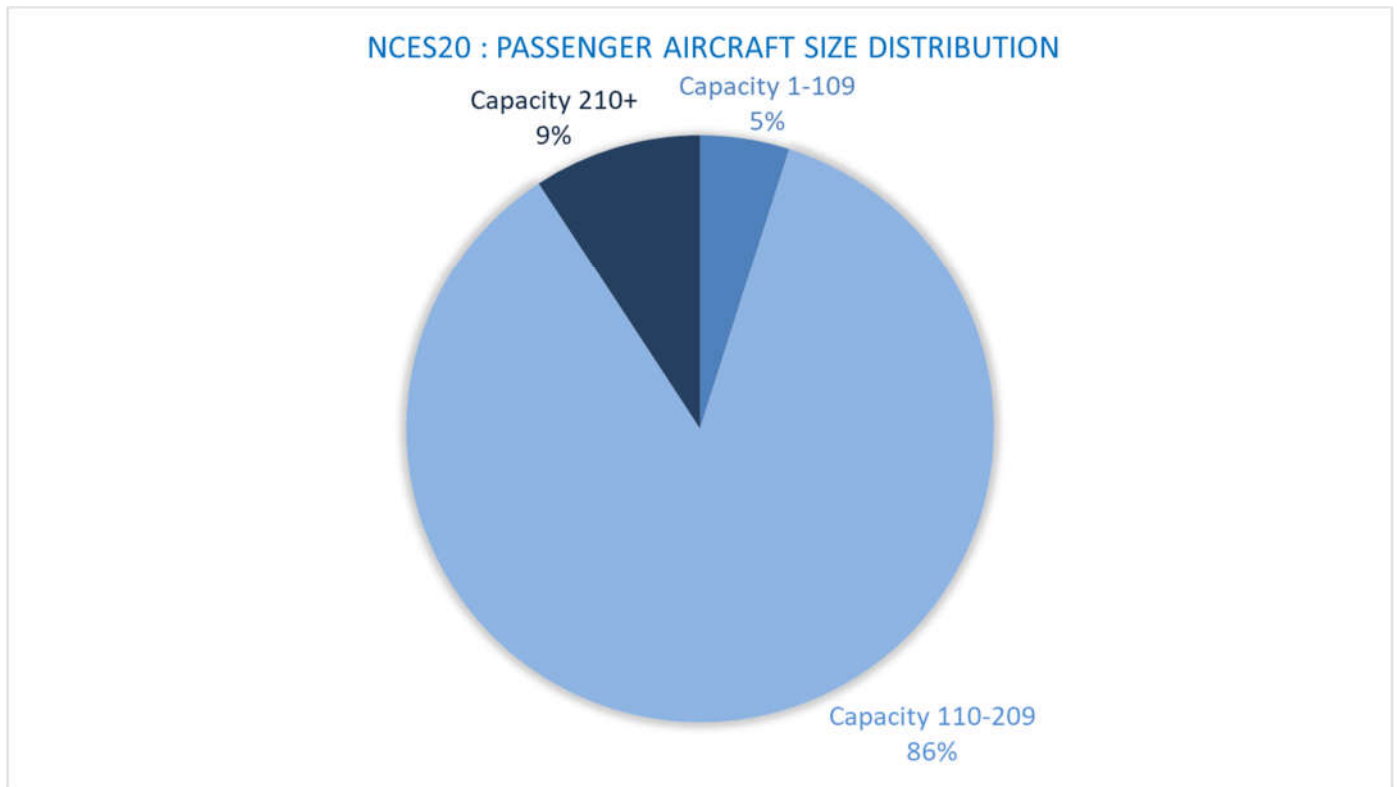
AEROFLOT - AEROLINEAS ARGENTINAS - AEROMEXICO - AIR EUROPA - AIRFRANCE - ALITALIA - CHINA AIRLINES - CHINA EASTERN -
CZECH AIRLINES - DELTA - GARUDA INDONESIA - KENYA AIRWAYS - KLM - KOREAN AIR - MEA - SAUDIA -
TAROM - VIETNAM AIRLINES - XIAMENAIR

STAR ALLIANCE - Members Airlines (source : www.staralliance.com 31Mar20)

AEGEAN - AIR CANADA - AIR CHINA - AIR INDIA - AIR NEW ZEALAND - ANA - ASIANA AIRLINES - AUSTRIAN - AVIANCA TACA -
BRUSSELS AIRLINES - COPA AIRLINES - CROATIA AIRLINES - EGYPTAIR - ETHIOPIAN - EVA AIR - LOT POLISH AIRLINES -
LUFTHANSA - SCANDINAVIAN AIRLINES - SHENZHEN AIRLINES - SINGAPORE AIRLINES - SOUTH AFRICAN AIRWAYS
SWISS - TAP PORTUGAL - THAI - TURKISH AIRLINES - UNITED

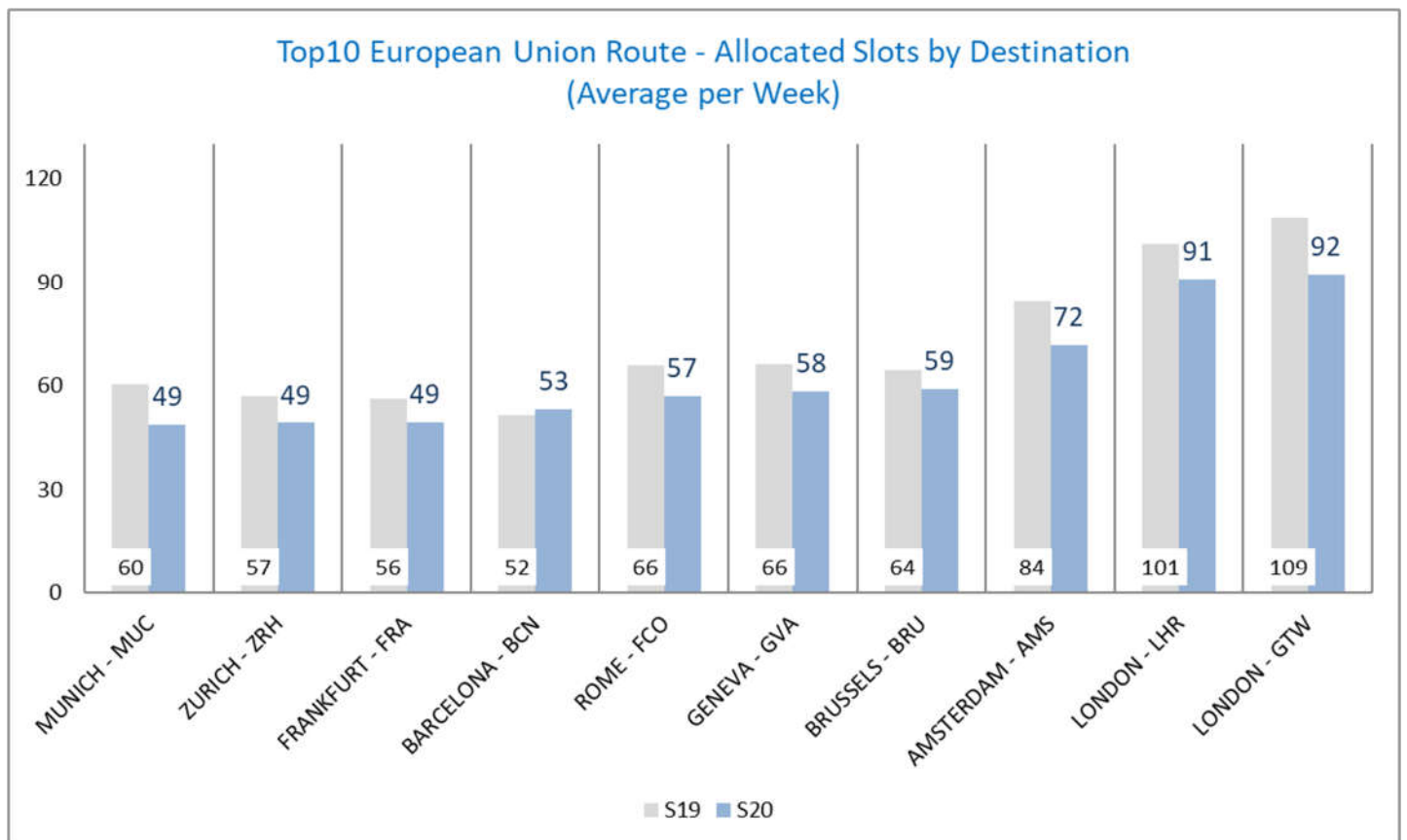
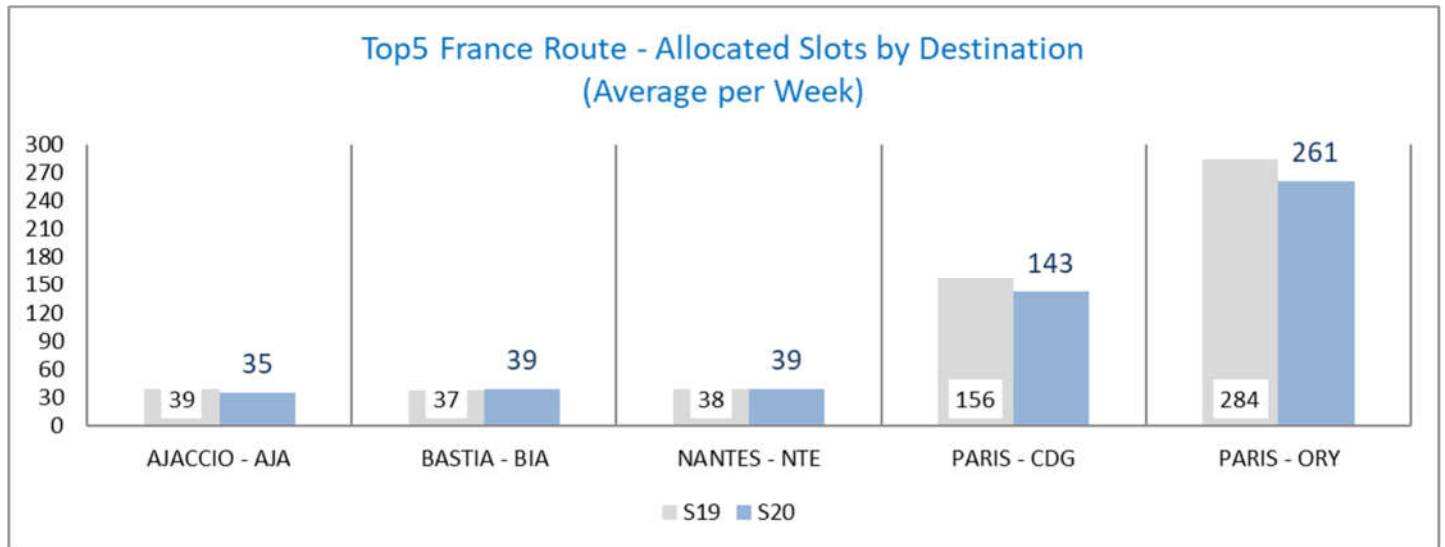
Size of aircraft

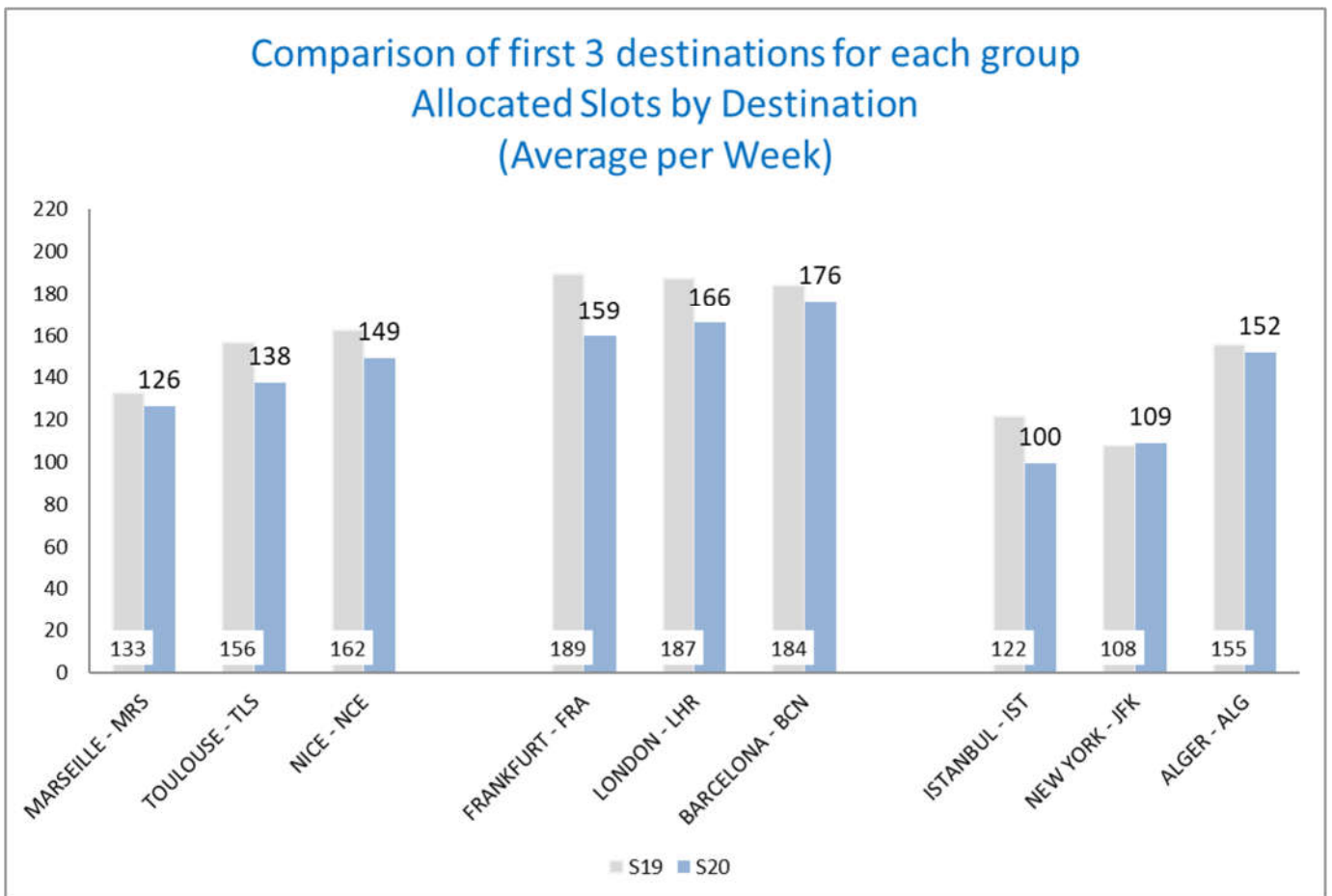
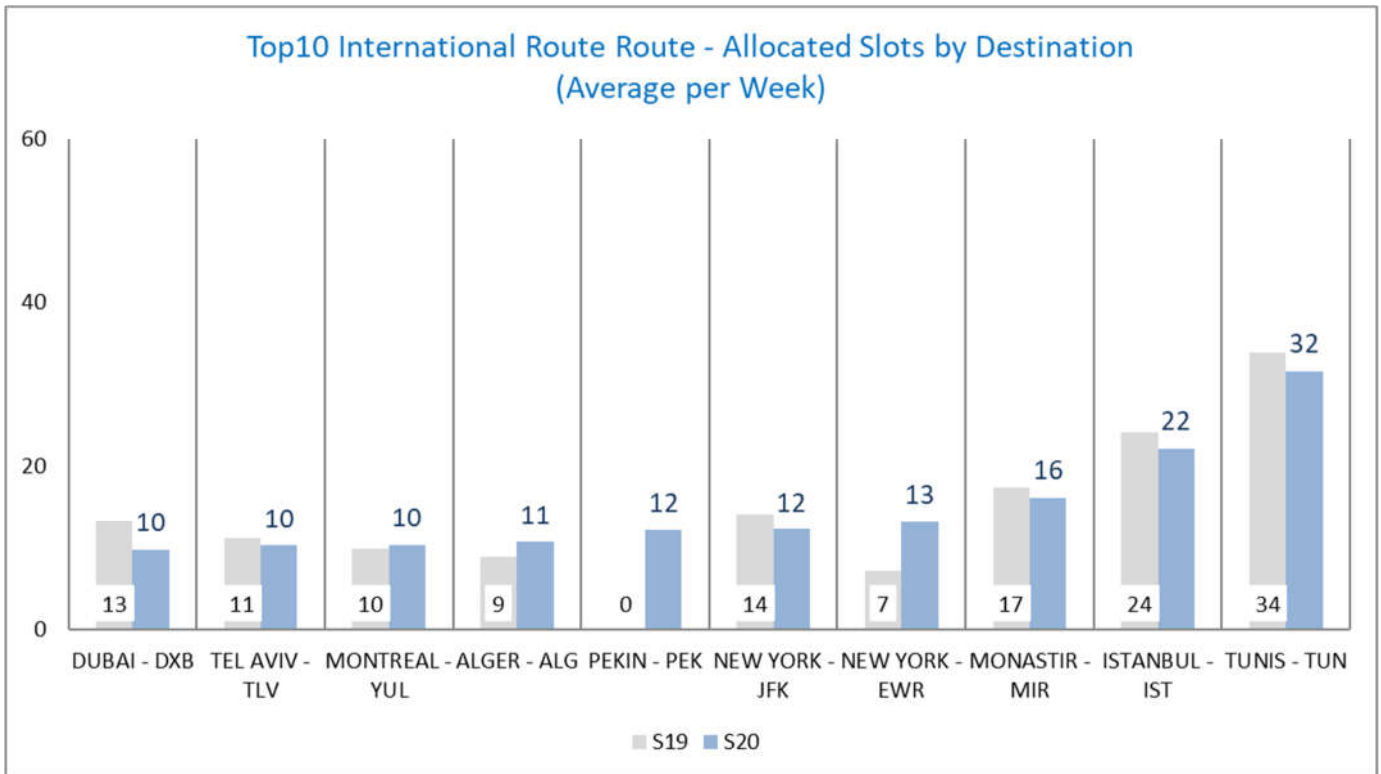
| | S19 | S20 | Evolution |
|----------------------------------|------------|------------|-----------|
| Average Size of Aircraft (Seats) | 166 | 169 | 2,0% |
| Total Passenger Seat Offer | 12 834 878 | 11 641 569 | -9,3% |



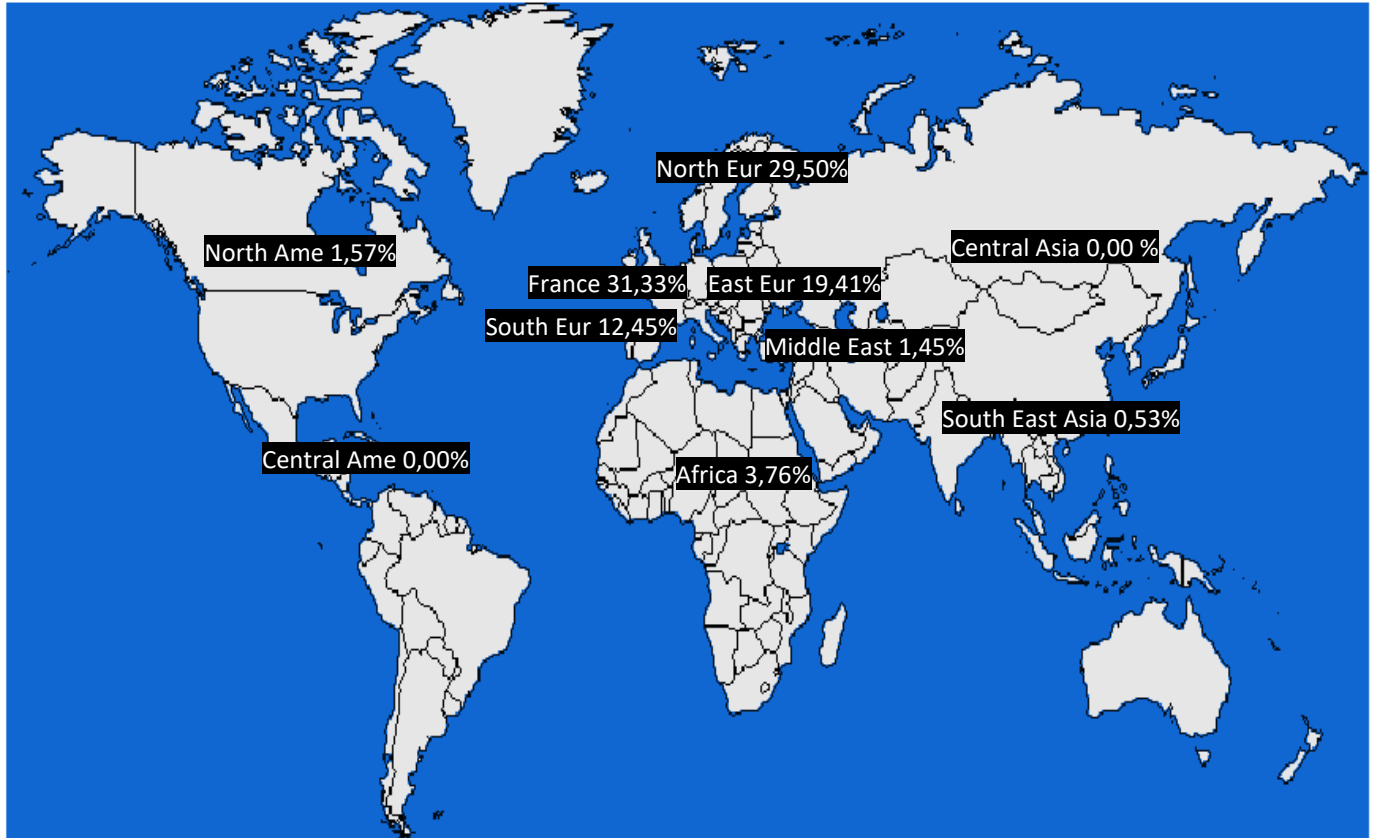
Allocated slots by destination

(NCES20 vs NCES19)





Geographical distribution of allocated slots



Slots distribution by service type

| Group Services for All Destinations | S20 | S19 |
|-------------------------------------|--------|--------|
| Regular Services | 98,44% | 97,53% |
| Freight Services | 0,69% | 0,30% |
| Charter Services | 0,00% | 0,10% |
| Technical Services | 0,05% | 0,10% |
| Others | 0,74% | 1,96% |
| | 100% | 100% |

NCE S20 - Airport Coordination Parameters

Runway scheduling limits:

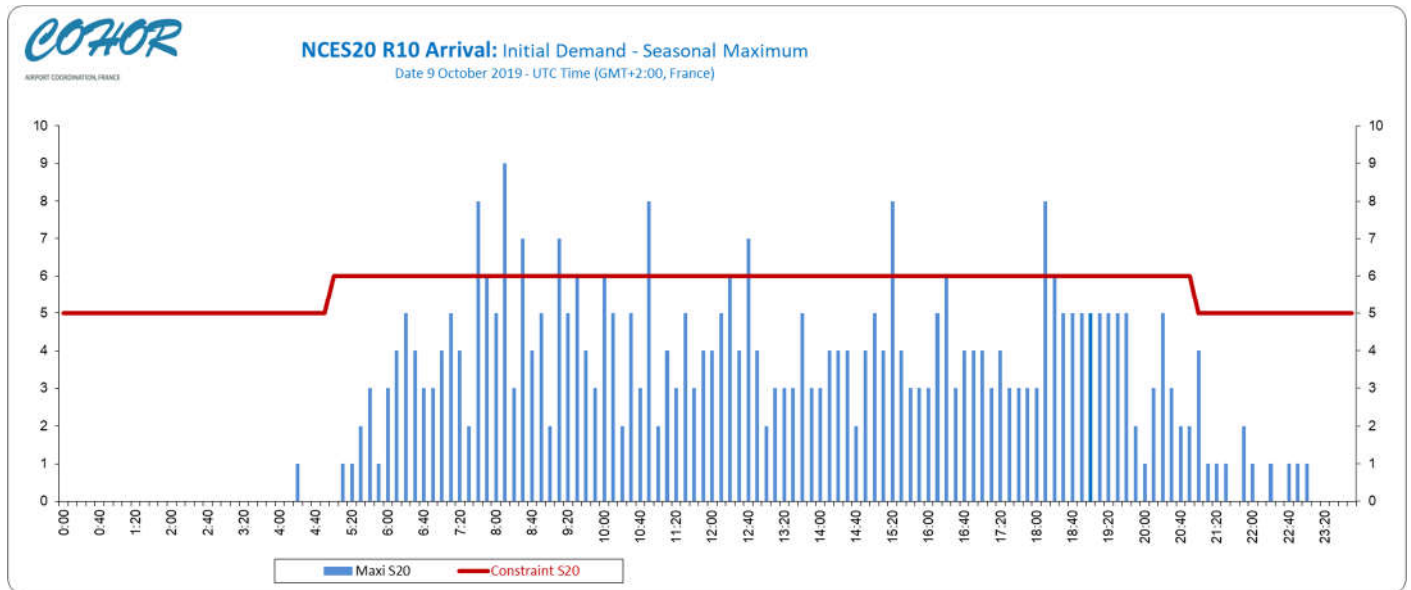
| | Arrivées | Arrivées | Départs | Départs | Total | Total |
|--------------|----------|-------------------------|---------|-------------------------|--------|-------------------------|
| Heure locale | /10min | /60min par pas de 10min | /10min | /60min par pas de 10min | /10min | /60min par pas de 10min |
| 0600-0659 | | | 5 | 18 | | |
| 0700-2259 | 6 | 30 | 7 | 30 | 9 | 50 |
| 2300-0659 | 5 | 12 | 5 | 12 | 6 | 22 |

Terminal constraints: None

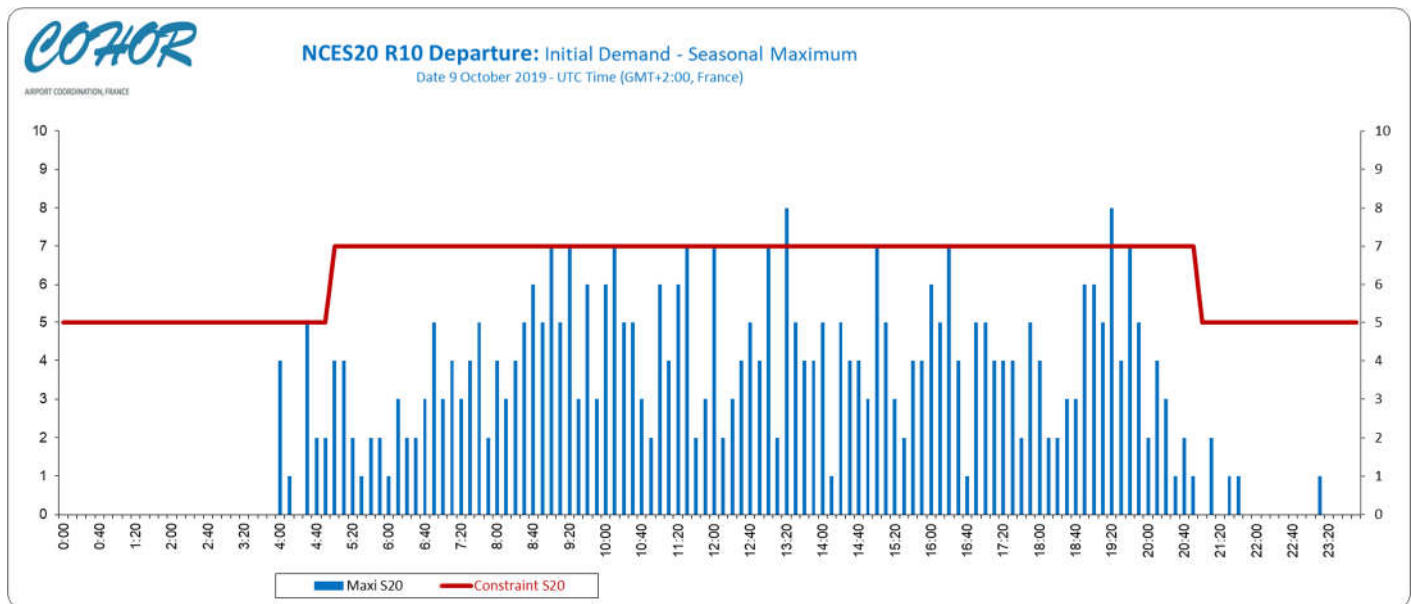
Parking constraints: Turnrounds over 4 hours are submitted to stand allocation

Graphics: Initial demand

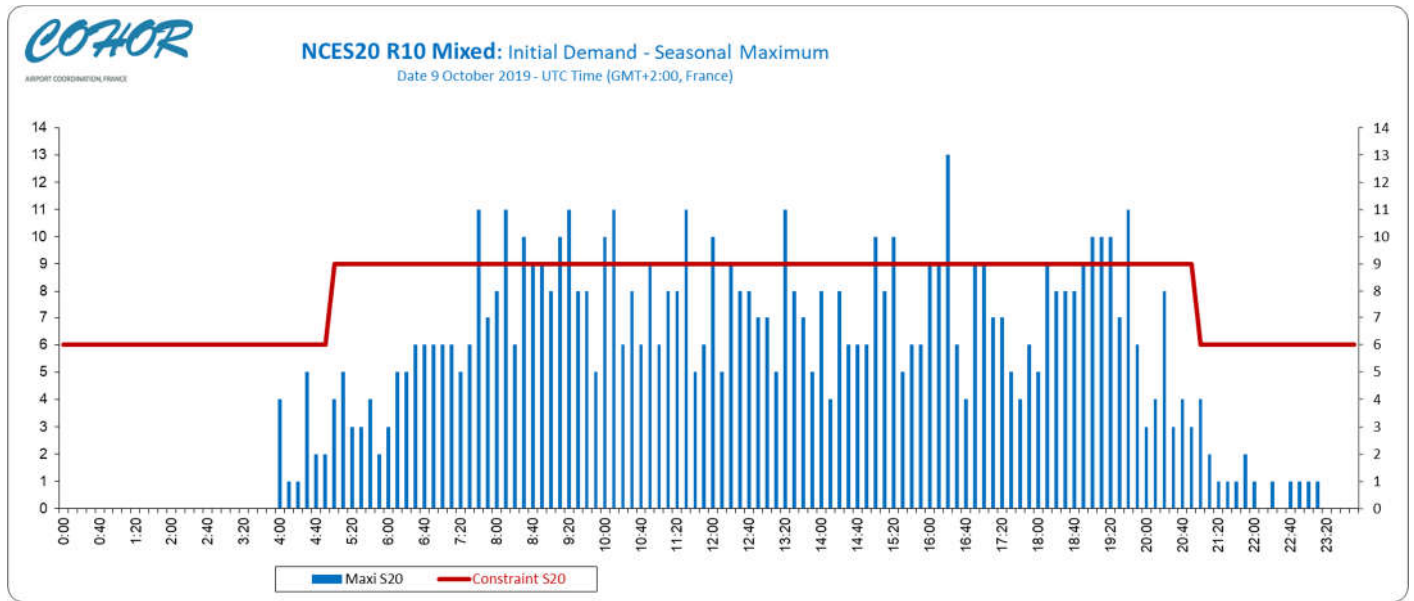
NCES20 R10 Arrival



NCES20 R10 Departure

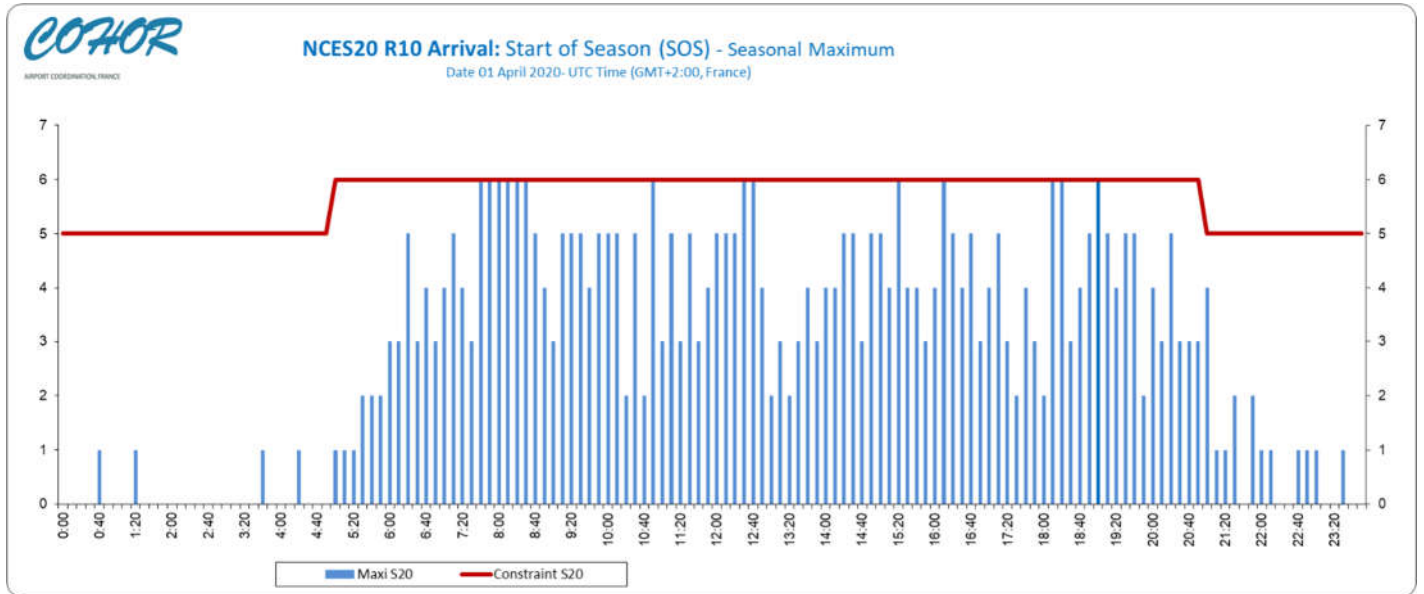


NCES20 R10 Mixed

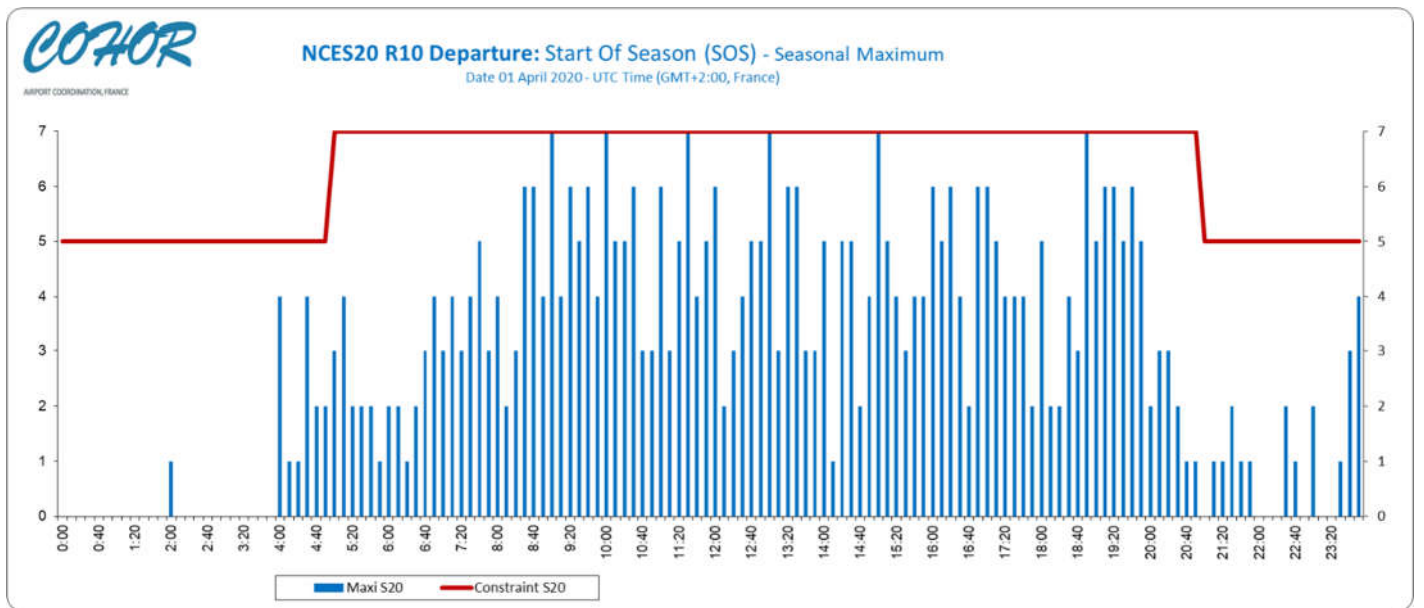


Graphics: SOS Allocated slots

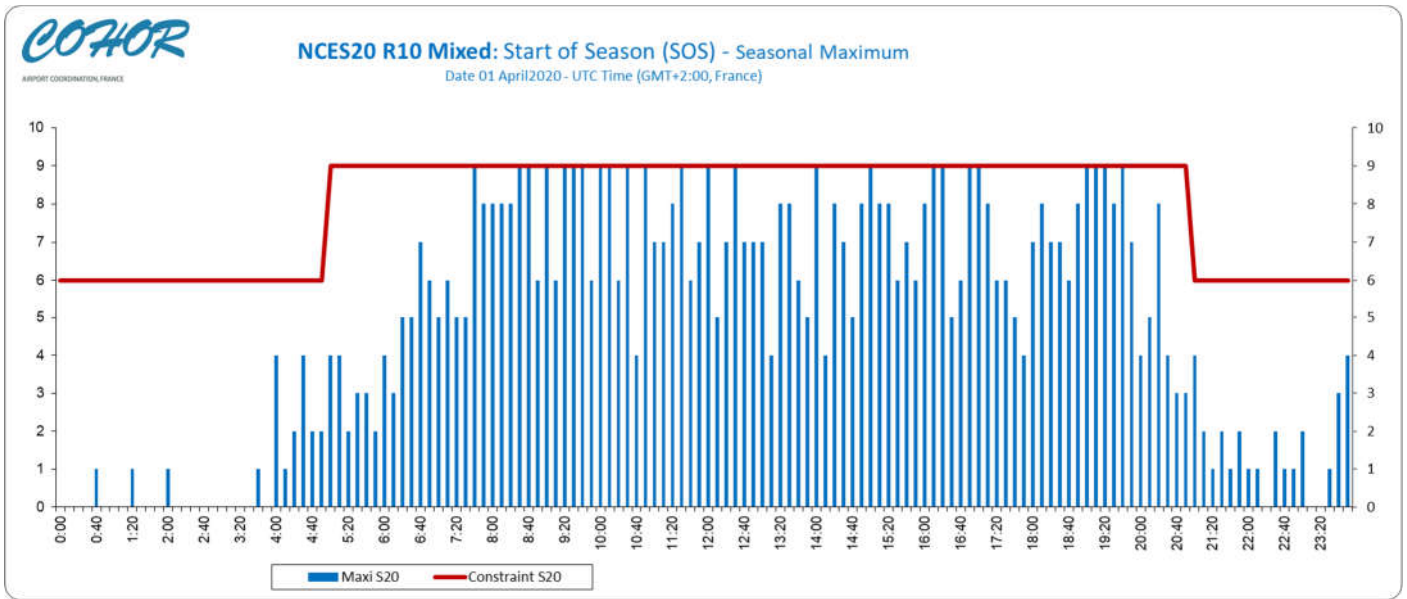
NCES20 R10 Arrival



NCES20 R10 Departure



NCES20 R10 Mixed



Slots allocation by operator

| Airline | Total Slot |
|------------------------------|------------|
| AEGEAN AIRLINES | 300 |
| AER LINGUS | 372 |
| AEROFLOT RUSSIAN AIRLINES | 810 |
| AIR ALGERIE | 464 |
| AIR BALTIC | 362 |
| AIR CANADA | 198 |
| AIR CHINA | 364 |
| AIR CORSICA | 3230 |
| AIR FRANCE | 11238 |
| AIR MOLDOVA | 74 |
| AIR NOSTRUM | 716 |
| AIR TRANSAT | 108 |
| AirSERBIA | 84 |
| ALITALIA | 1098 |
| AMELIA INTL - AERO 4 M | 2 |
| ASL AIRLINES FRANCE | 10 |
| AUSTRIAN AIRLINES | 730 |
| BA Cityflyer | 586 |
| BELAVIA BELARUSSIAN AIRLINES | 118 |
| Blue Air Aviation | 162 |
| BRITISH AIRWAYS | 3515 |
| Brussels Airlines | 1228 |
| CODE ASSISTANT AVIAPARTNER | 117 |
| CODE ASSISTANT SWISSPORT | 77 |
| CSA CZECH AIRLINES | 326 |
| DANISH AIR TRANSPORT | 2 |
| DELTA AIR LINES | 362 |
| DREAMJET | 134 |
| EASYJET AIRLINE | 4985 |
| EASYJET EUROPE | 12495 |
| EASYJET SWITZERLAND | 1747 |
| EL AL | 160 |
| EMIRATES | 292 |
| ENTER AIR | 24 |
| EUROWINGS | 1056 |
| FEDEX EXPRESS | 240 |
| FINNAIR | 178 |
| GREAT DANE AIRLINES | 4 |
| GULF AIR | 36 |
| IBERIA EXPRESS | 350 |
| JET TIME | 2 |
| JET2.COM | 520 |

| Airline | Total Slot |
|---------------------------------|------------|
| KLM | 1392 |
| LOT POLISH AIRLINES | 390 |
| LUFTHANSA | 2939 |
| LUXAIR | 406 |
| MIDDLE EAST AIRLINES | 90 |
| NETJETS TRANSPORTES AEREOS S.A. | 71 |
| Norwegian Air International Ltd | 1218 |
| NORWEGIAN AIR SHUTTLE | 1736 |
| NOUVELAIR TUNISIE | 398 |
| QATAR AIRWAYS | 258 |
| ROSSIYA AIRLINES | 483 |
| ROYAL AIR MAROC | 266 |
| RYANAIR LTD | 606 |
| SCANDINAVIAN AIRLINES | 1258 |
| SIBERIA AIRLINES | 269 |
| SIGNATURE FLIGHT SUPPORT | 254 |
| SkyUp Airlines | 138 |
| Smartwings, a.s. | 8 |
| SWISS INTERNATIONAL AIRLINES | 1788 |
| TAP PORTUGAL | 806 |
| TAROM | 100 |
| THY TURKISH AIRLINES | 660 |
| TRANSVIA AIRLINES | 744 |
| TUNISAIR | 1140 |
| TWIN-JET | 40 |
| UKRAINE INTL AIRLINES | 136 |
| UNITED AIRLINES | 258 |
| VALLJET | 2 |
| VOLOTEA | 1168 |
| VUELING AIRLINES | 1064 |
| WIDEROES FLYVELSKAP | 2 |
| WIZZ AIR | 792 |