

Nice Côte d'Azur Airport

NCE/LFMN

Summer 2019 - Start Of Season Report

Report data extraction date: 01 April 2019

Table of contents

Evolution of allocated slots at the Start Of Season (SOS)	2
Total slots by operator – TOP15	2
Slots distribution per alliance.....	4
Size of aircraft.....	5
Allocated slots by destination	6
Geographical distribution of allocated slots	8
Slots distribution by service type	8
NCE S19 - Airport Coordination Parameters.....	9
Graphics: Initial demand.....	10
Graphics: SOS Allocated slots.....	12
Slots allocation by operator	14

The contents of this report may not be reproduced without the written consent of COHOR.

Evolution of allocated slots at the Start Of Season (SOS)

Summer 2018 (31 weeks): 78 644 Allocated Slots

Summer 2019 (30 weeks): 79 137 Allocated Slots

Allocated slots at SOS increased by  3,98% from S18 to S19 (on average per week).

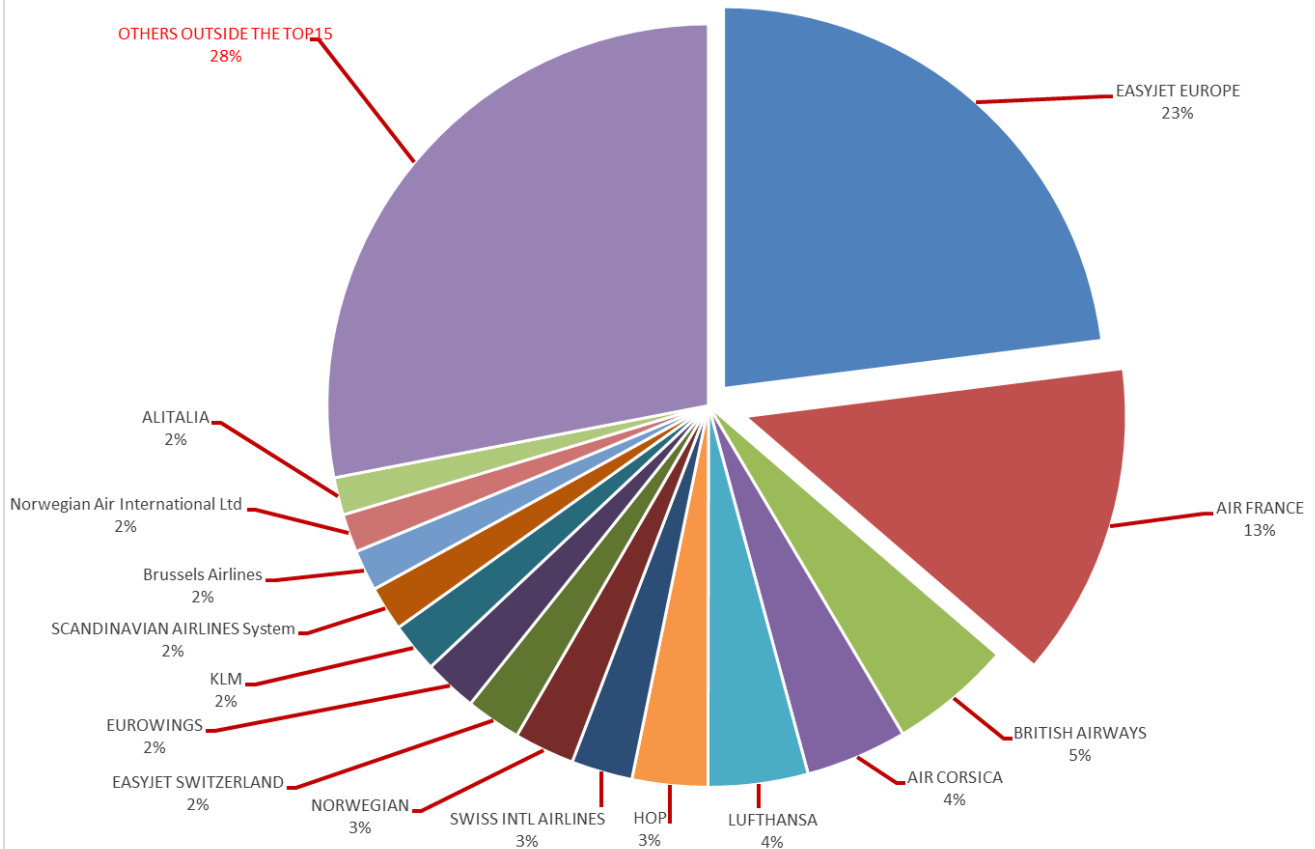
Slots Allocated OK S19: 99,17%

Total slots by operator – TOP15

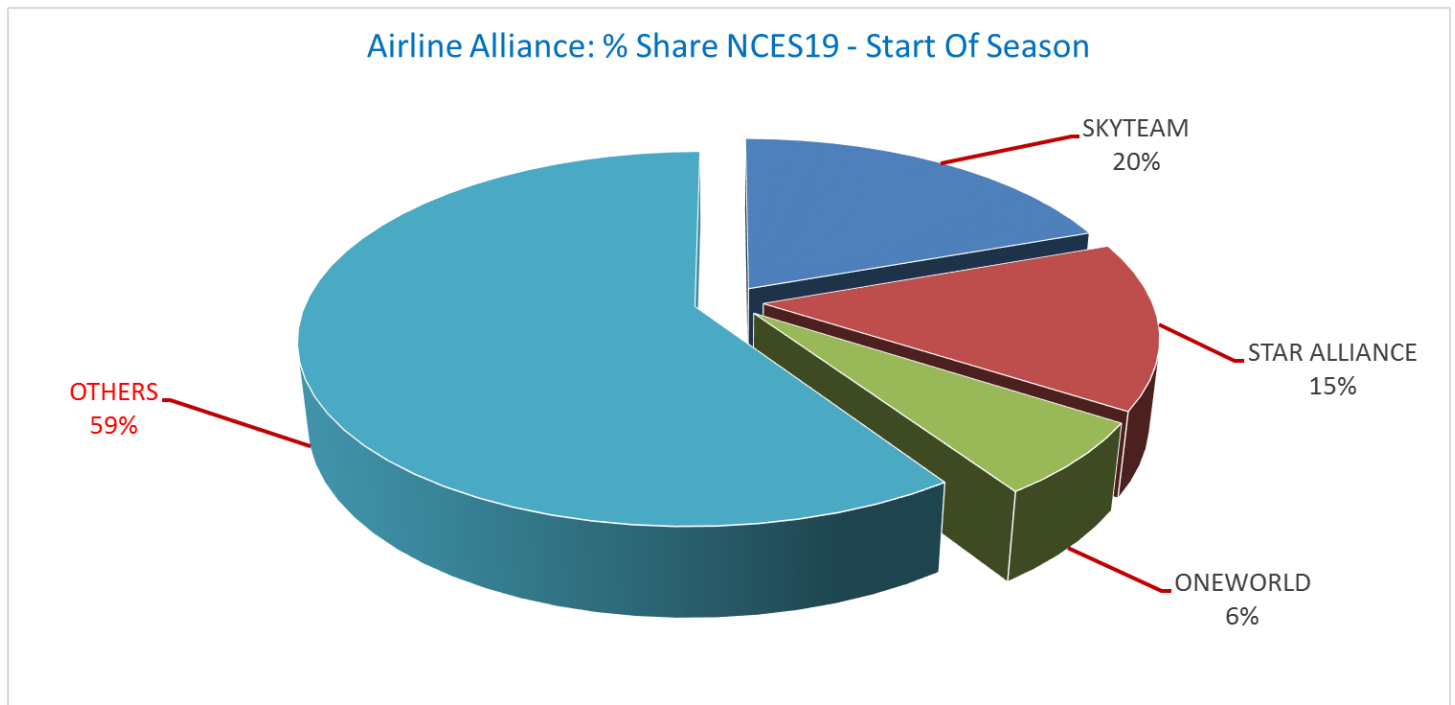
Airline	S18	%SHARE S18	S19	%SHARE S19	%CHANGE (on average per week)
EASYJET EUROPE	16954	21,56%	18190	22,99%	10,87%
AIR FRANCE	9770	12,42%	10548	13,33%	11,56%
BRITISH AIRWAYS	3952	5,03%	4096	5,18%	7,10%
AIR CORSICA	3526	4,48%	3403	4,30%	-0,27%
LUFTHANSA	3442	4,38%	3348	4,23%	0,51%
HOP	3334	4,24%	2536	3,20%	-21,40%
SWISS INTL AIRLINES	2118	2,69%	2053	2,59%	0,16%
NORWEGIAN	1982	2,52%	2028	2,56%	5,73%
EASYJET SWITZERLAND	1774	2,26%	1860	2,35%	8,34%
EUROWINGS	1874	2,38%	1790	2,26%	-1,30%
KLM	1736	2,21%	1681	2,12%	0,06%
SCANDINAVIAN AIRLINES	1506	1,91%	1500	1,90%	2,92%
Brussels Airlines	1406	1,79%	1376	1,74%	1,13%
Norwegian Air International Ltd	1336	1,70%	1286	1,63%	-0,53%
ALITALIA	1294	1,65%	1260	1,59%	0,62%
OTHERS	22 640	28,79%	22 182	28,03%	1,24%
GRAND TOTAL	78 644	100,00%	79 137	100,00%	3,98%
Part of AF/KL Group*	15 726	20,00%	15 653	19,78%	2,85%

* AIRFRANCE - HOP - KLM - TRANSVIAFRANCE – TRANSVIAHOLLANDE

NCES19 Start Of Season - Distribution by Airline



Slots distribution per alliance



ONEWORLD - Members Airlines (source : fr.oneworld.com 01Apr19)

AMERICAN AIRLINES - BRITISH AIRWAYS - CATHAY PACIFIC - FINNAIR - IBERIA - JAPAN AIRLINES -
LATAM - MALAYSIA AIRLINES - QANTAS - QATAR AIRWAYS - ROYAL JORDANIAN - S7 AIRLINES - Sri Lankan Airlines

SKYTEAM - Members (source : www.skyteam.com 01Apr19)

AEROFLOT - AEROLINEAS ARGENTINAS - AEROMEXICO - AIR EUROPA - AIRFRANCE - ALITALIA - CHINA AIRLINES - CHINA EASTERN -
CZECH AIRLINES - DELTA - GARUDA INDONESIA - KENYA AIRWAYS - KLM - KOREAN AIR - MEA - SAUDIA -
TAROM - VIETNAM AIRLINES - XIAMENAIR

STAR ALLIANCE - Members Airlines (source : www.staralliance.com 01Apr19)

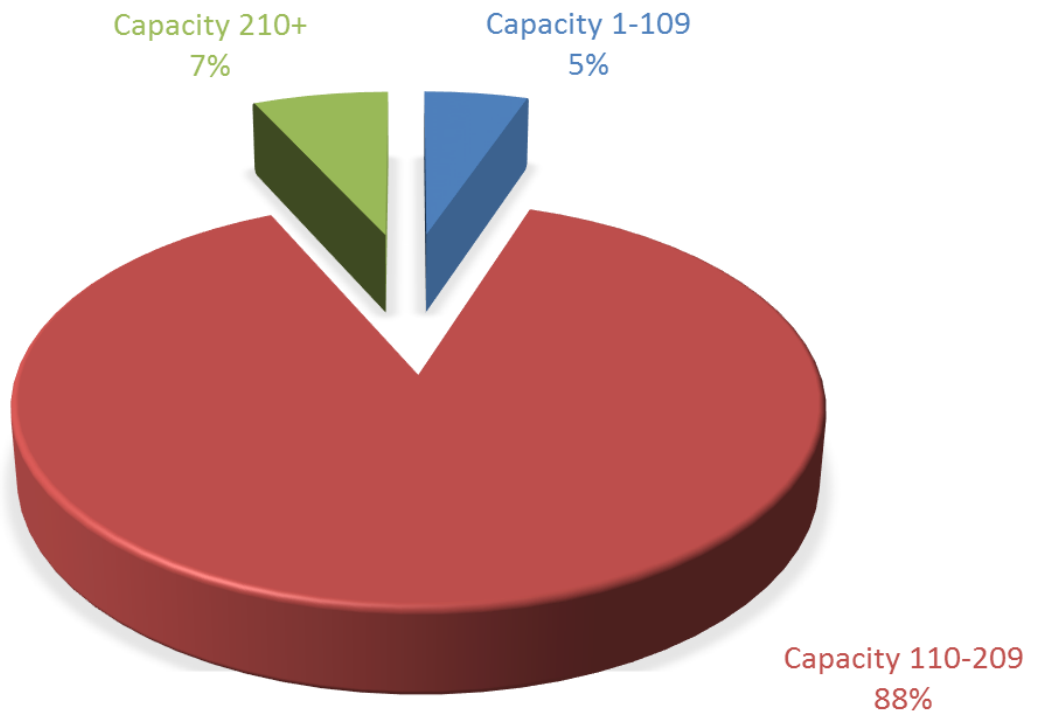
ADRIA - AEGEAN - AIR CANADA - AIR CHINA - AIR INDIA - AIR NEW ZEALAND - ANA - ASIANA AIRLINES - AUSTRIAN -
AVIANCA TACA - BRUSSELS AIRLINES - COPA AIRLINES - CROATIA AIRLINES - EGYPTAIR - ETHIOPIAN - EVA AIR
LOT POLISH AIRLINES - LUFTHANSA - SCANDINAVIAN AIRLINES - SHENZHEN AIRLINES - SINGAPORE AIRLINES - SOUTH AFRICAN AIRWAYS
SWISS - TAP PORTUGAL - THAI - TURKISH AIRLINES - UNITED

Size of aircraft

	S18	S19	Evolution
Average Size of Aircraft (Seats)	163	166	1,8%
Total Passenger Seat Offer	12 489 895	12 834 878	N/A*

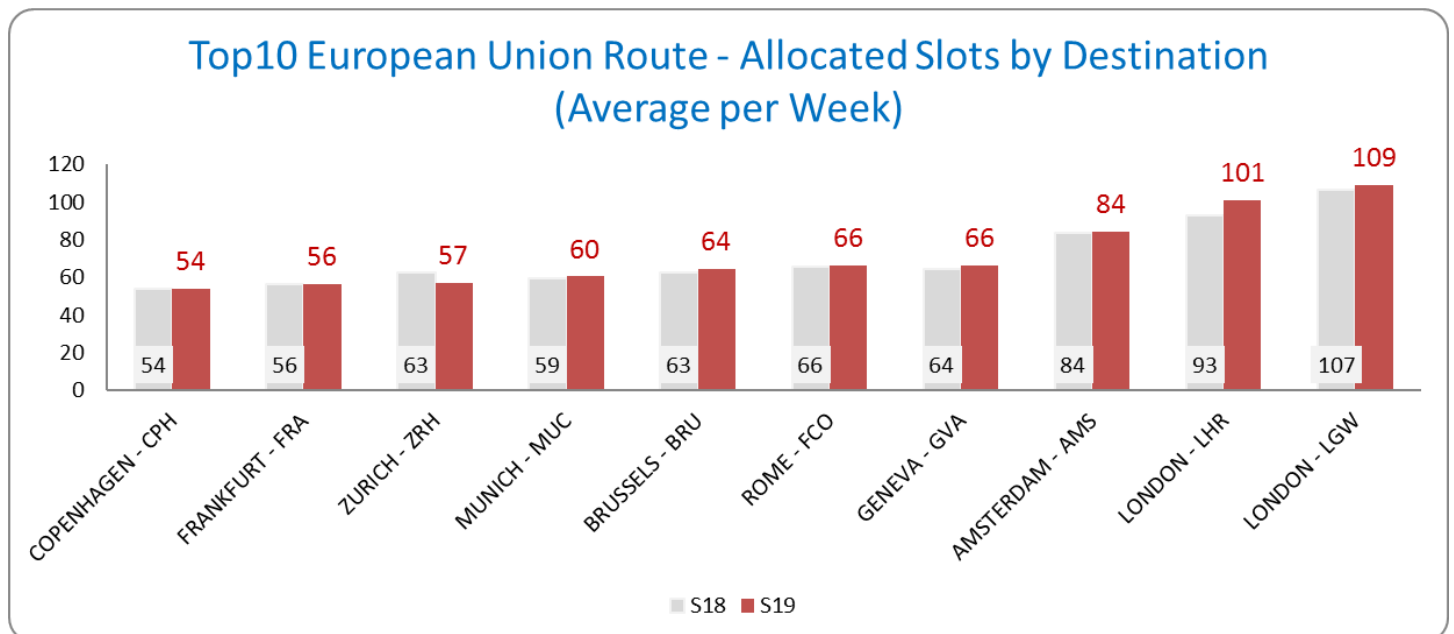
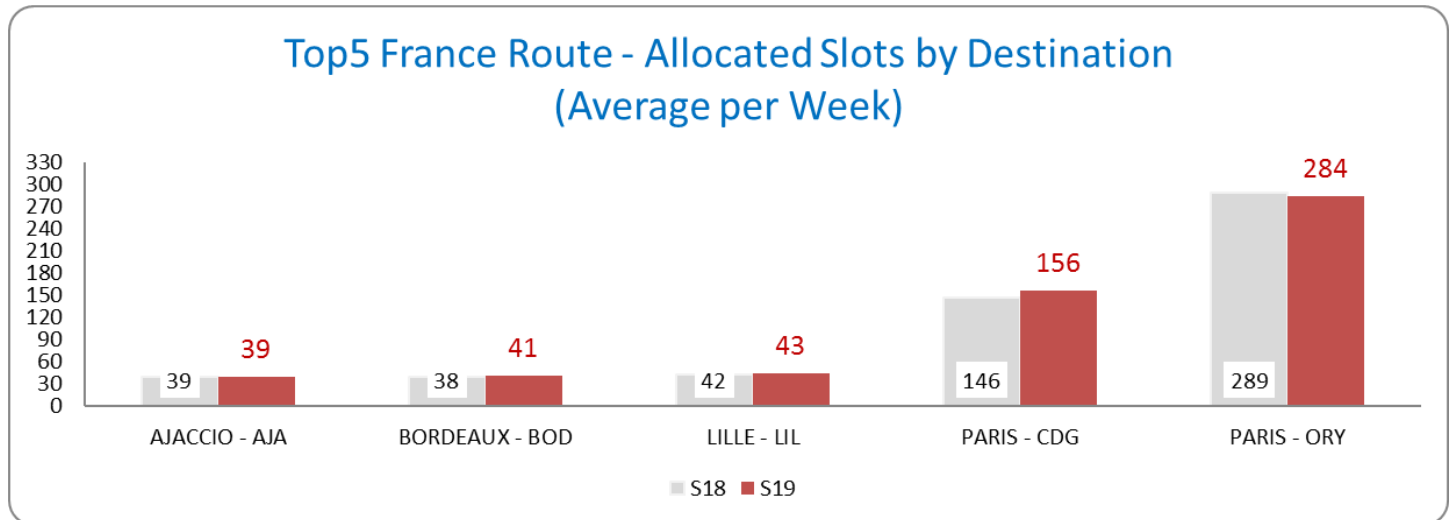
*N/A Due to different number of Week between S18 an S19

NCES19: PASSENGER AIRCRAFT SIZE DISTRIBUTION

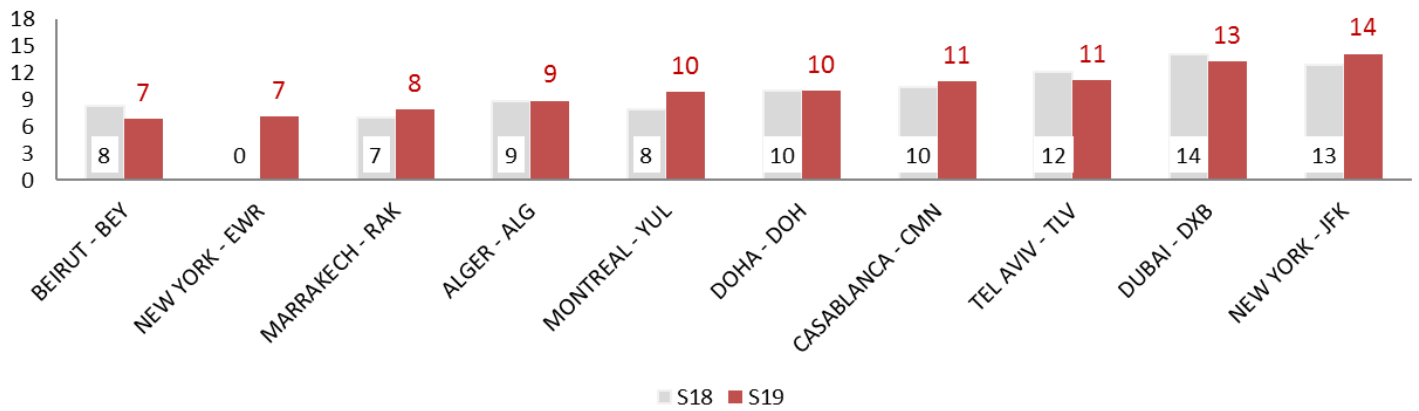


Allocated slots by destination

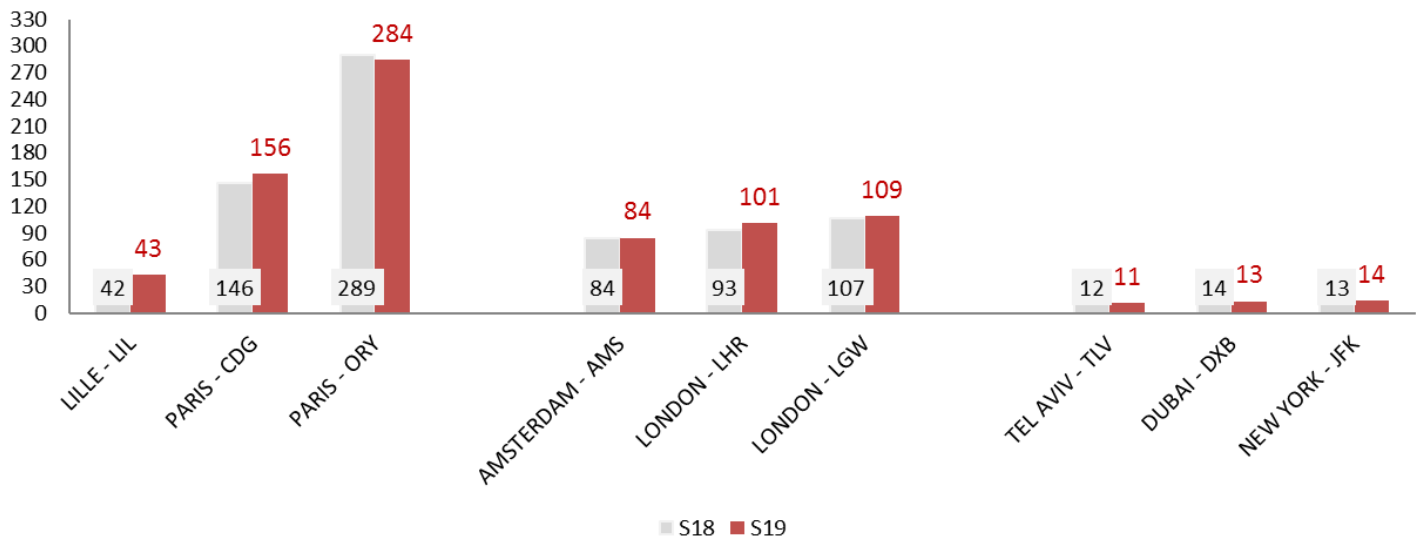
(NCES18 vs NCES19)



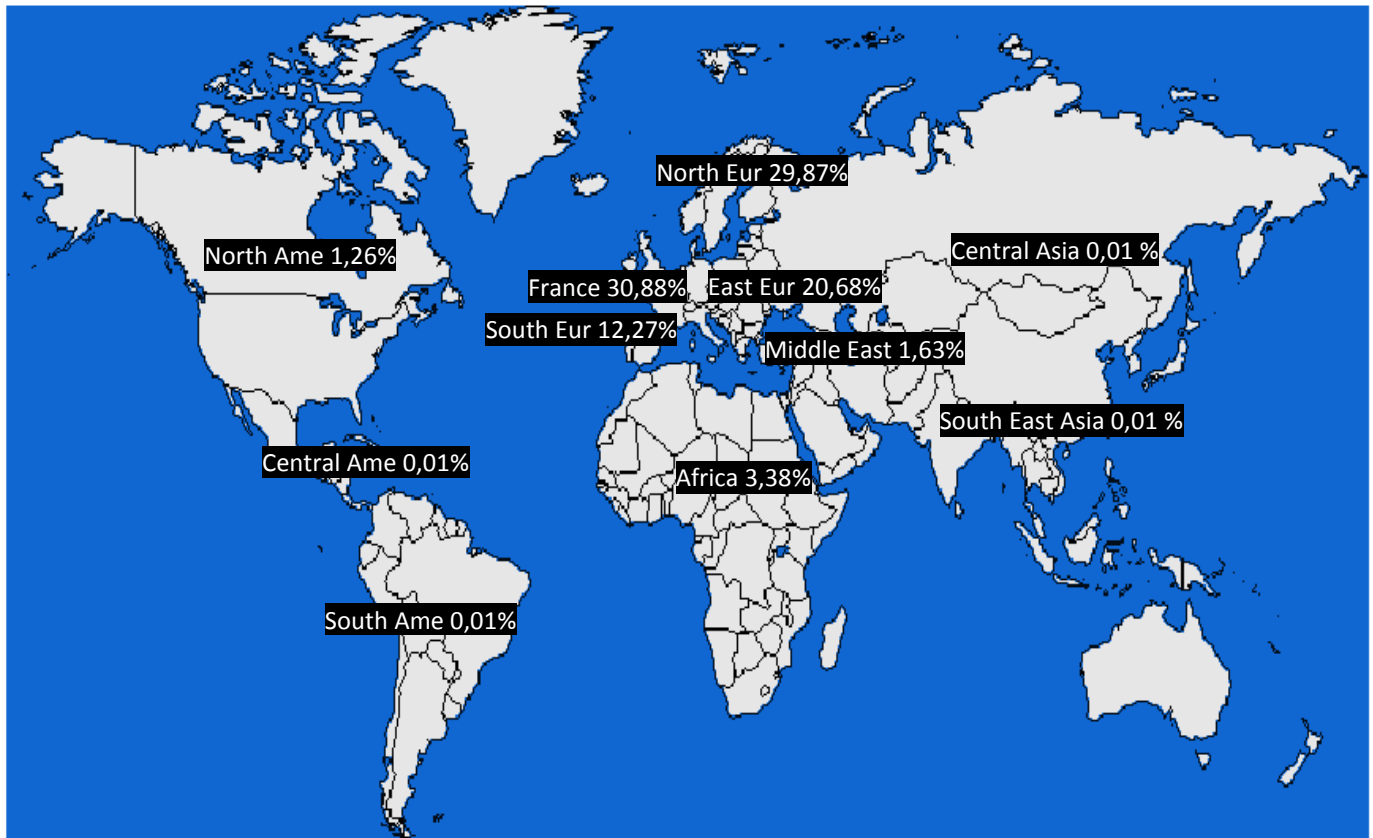
Top10 International Route - Allocated Slots by Destination (Average per Week)



Comparison of first 3 destinations for each group Allocated Slots by Destination (Average per Week)



Geographical distribution of allocated slots



Slots distribution by service type

	S19	S18
Group Services for All Destinations		
Regular Services	97,53%	97,10%
GA/BA Services	1,96%	1,82%
Freight Services	0,30%	0,68%
Charter Services	0,10%	0,18%
Technical Services	0,10%	0,21%
Others	0,00%	

NCE S19 - Airport Coordination Parameters

Runway scheduling limits:

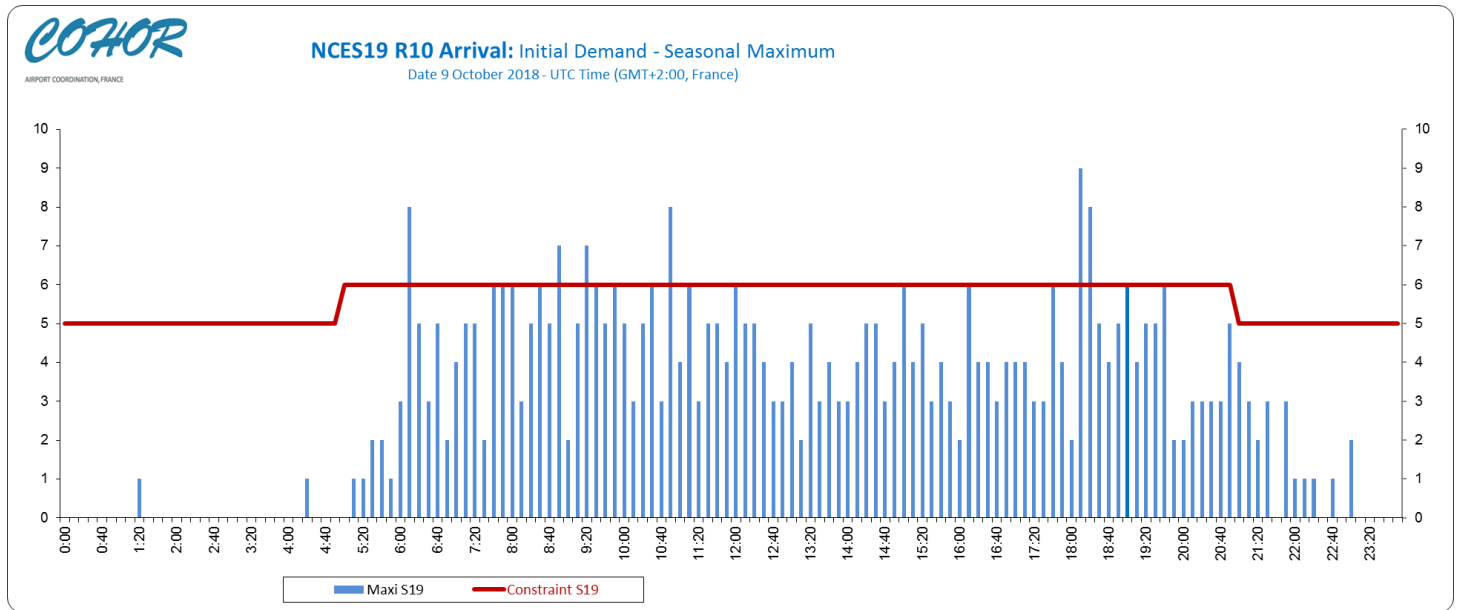
NCE RUNWAY CAPACITY S19							
	<u>Arrivals</u>	<u>Arrivals</u>	<u>Departures</u>	<u>Departures</u>	<u>Departures</u>	<u>Total</u>	<u>Total</u>
Local Time	/10min	/60min with a 10min step	/10min	/60min	/60 min with a 10min step	/10min	/60min with a 10 min step
06:00-06:59	-	-	5	18		-	-
07:00-22:59	6	30	7	-	30	9	50
23:00-06:59	5	12	5	-	12	6	22

Terminal constraints: None

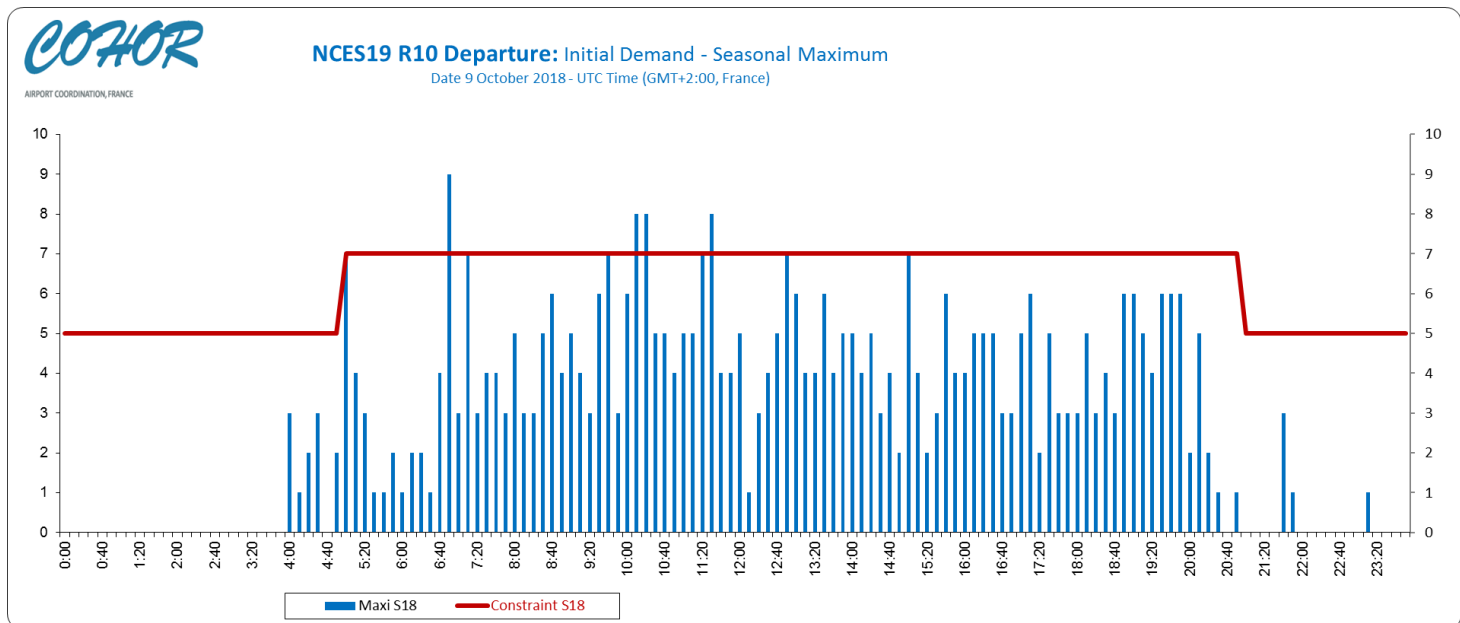
Parking constraints: Turnrounds over 4 hours are submitted to stand allocation

Graphics: Initial demand

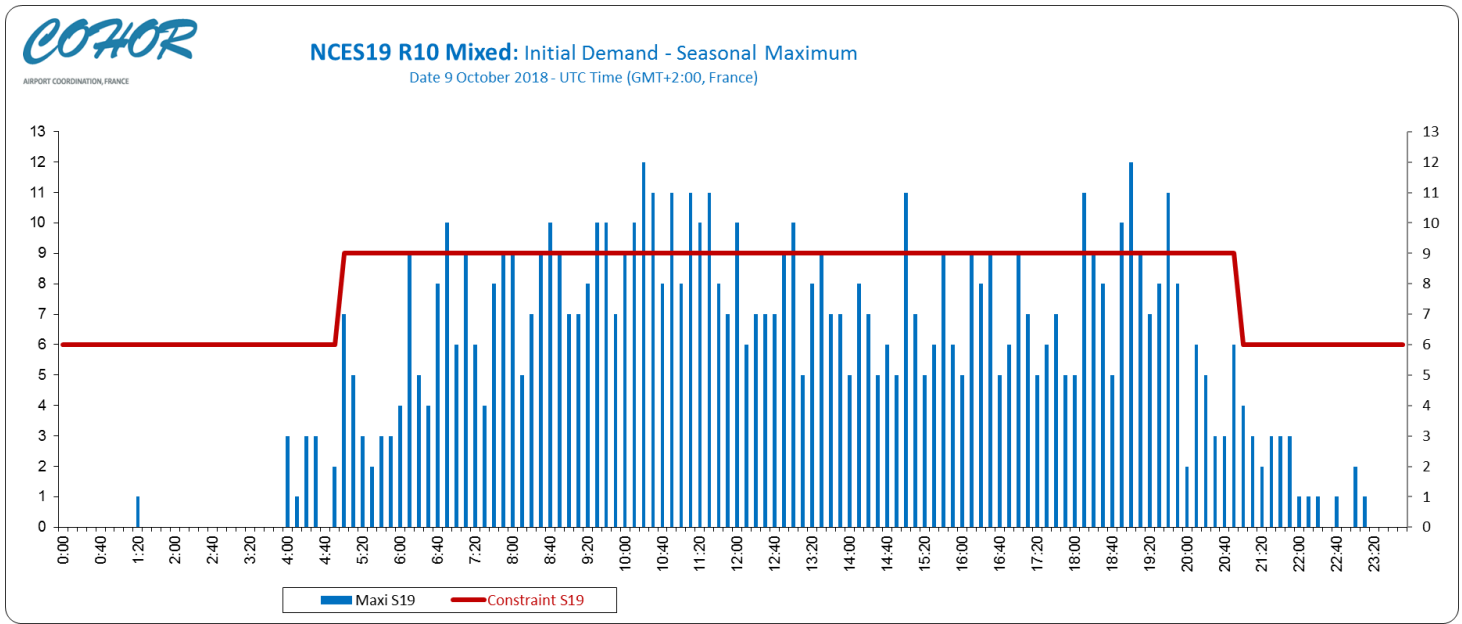
NCES19 R10 Arrival



NCES19 R10 Departure

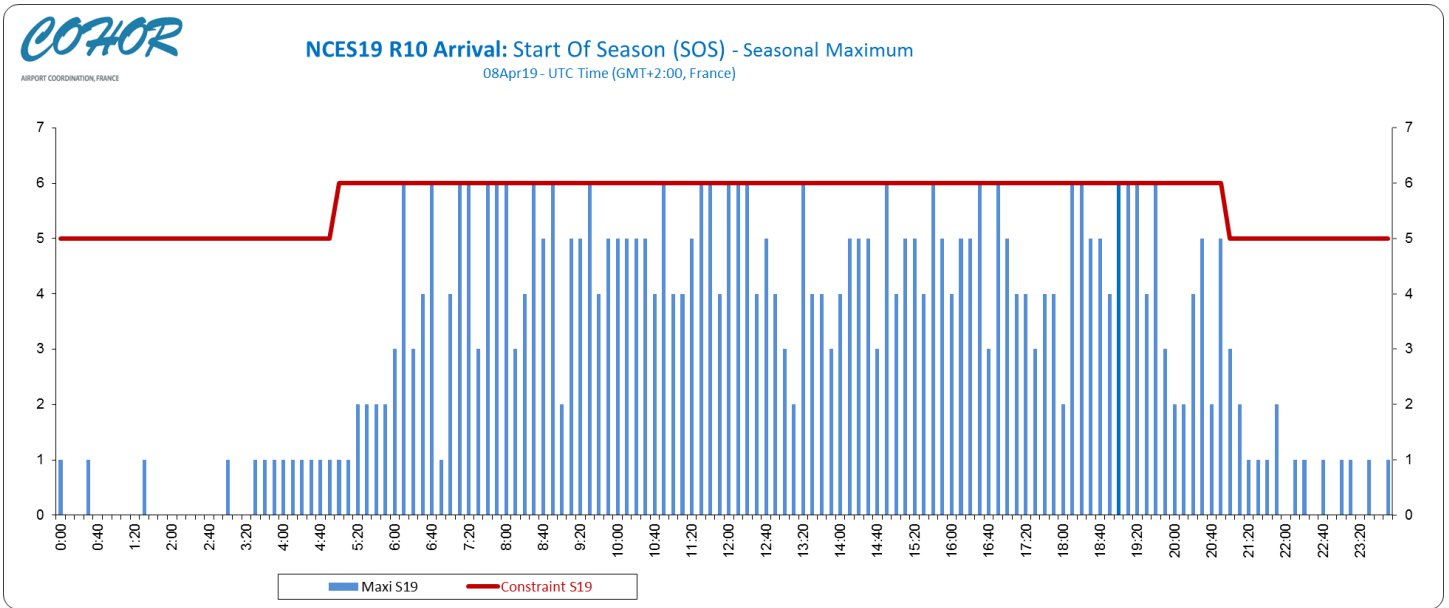


NCES19 R10 Mixed

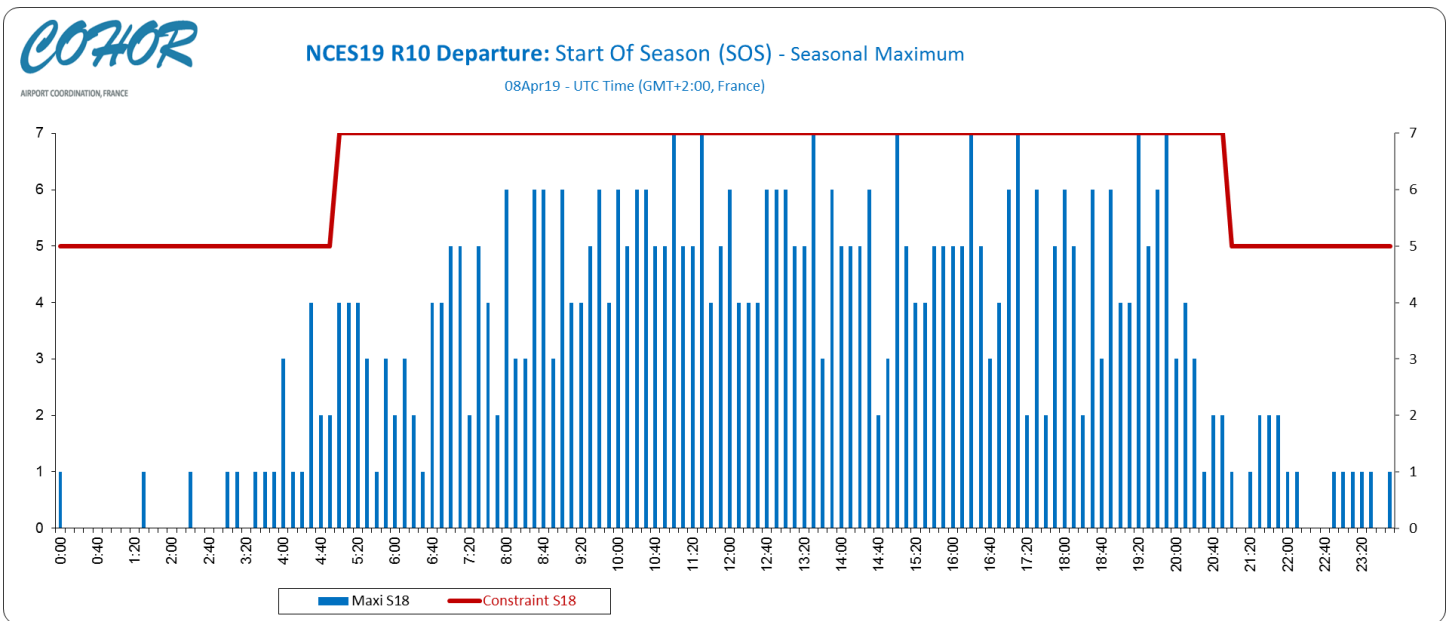


Graphics: SOS Allocated slots

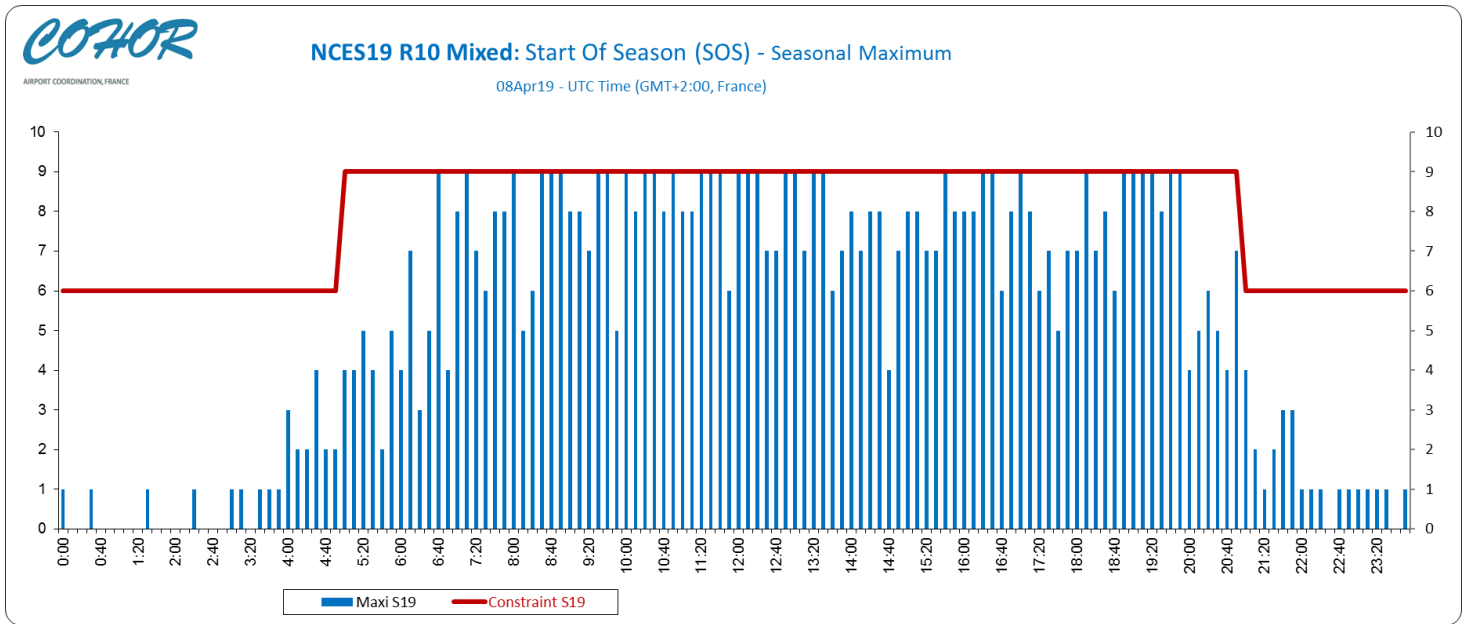
NCES19 R10 Arrival



NCES19 R10 Departure



NCES19 R10 Mixed



Slots allocation by operator

Airline	Total Slot
AEGEAN AIRLINES	234
AER LINGUS	670
AEROFLOT RUSSIAN AIRLINES	916
AIR ALGERIE	446
AIR BALTIC	190
AIR CANADA	148
AIR CORSICA	3403
AIR FRANCE	10548
AIR MOLDOVA	136
AIR NOSTRUM	1142
AIR SLOVAKIA	2
AIR TRANSAT	144
AirSERBIA	86
AIRX CHARTER LTD	2
ALITALIA	1260
ASL AIRLINES FRANCE	16
AUSTRIAN AIRLINES	692
BA Cityflyer	558
Belavia Belarusian Airlines	124
Blue Air Aviation	168
BRITISH AIRWAYS	4096
Brussels Airlines	1376
Chalair Aviation	50
CODE ASSISTANT AVIAPARTNER	286
CODE ASSISTANT SWISSPORT	338
CSA CZECH AIRLINES	330
DANISH AIR TRANSPORT	2
DELTA AIR LINES	420
DREAMJET	212
EASYJET AIRLINE	5338
EASYJET EUROPE	12852
EASYJET SWITZERLAND	1860
EL AL	178
EMIRATES	394
ENTER AIR	6
EUROWINGS	1790
FEDEX EXPRESS	240
FINNAIR	328
FLEXFLIGHT	36
FLYBE	2
HOP	2536
IBERIA EXPRESS	418

Airline	Total Slot
JET TIME	2
JET2.COM	560
KLM	1681
KUWAIT AIRWAYS	60
Lauda Motion GmbH	180
LOT POLISH AIRLINES	496
LUFTHANSA	3348
LUXAIR	454
MALETH-AERO	6
MIDDLE EAST AIRLINES	176
NETJETS TRANSPORTES AEREOS S.A.	450
NORWEGIAN	2028
Norwegian Air International Ltd	1286
NOUVELAIR TUNISIE	420
PAN EUROPEENNE	2
PRIVATE WINGS FLUGCHARTER	2
QATAR AIRWAYS	300
REGOURD AVIATION	2
ROSSIYA AIRLINES	660
ROYAL AIR MAROC	330
RYANAIR LTD	840
SCANDINAVIAN AIRLINES System	1500
SIBERIA AIRLINES	366
SIGNATURE FLIGHT SUPPORT	480
SPRINTAIR	4
SUNDAIR	8
SWISS INTERNATIONAL AIRLINES	2053
TAP PORTUGAL	946
TAROM	144
THY TURKISH AIRLINES	722
TITAN AIRWAYS	2
TRANSAVIA AIRLINES	884
TRANSAVIA FRANCE	4
TRAVEL SERVICE AIRLINES	10
TUI fly Belgium	64
TUNISAIR	1240
TWIN-JET	36
UKRAINE INTL AIRLINES	114
URAL AIRLINES	104
VOLOTEA	1116
VUELING AIRLINES	958
WIZZ AIR	1112
XL AIRWAYS FRANCE	14