

Lyon St Exupéry Airport LYS/LFLL

Winter 2020 - Start Of Season Report

Report data extraction date: 05 November 2020

Table of contents

Evolution of allocated slots at the Start Of Season (SOS)	2
Slots distribution per alliance.....	4
Size of aircraft.....	5
Allocated slots by destination	6
Geographical distribution of allocated slots.....	8
Slots distribution by service type	8
LYSW20 - Airport Coordination Parameters	9
Graphics : Initial Demand.....	10
Graphics : SOS Allocated slots.....	12
Slots allocation by operator	14

The contents of this report may not be reproduced without the written consent of COHOR.

Evolution of allocated slots at the Start Of Season (SOS)

Winter 2019 (22 weeks): 44 859 Allocated Slots

Winter 2020 (22 weeks): 31 877 Allocated Slots

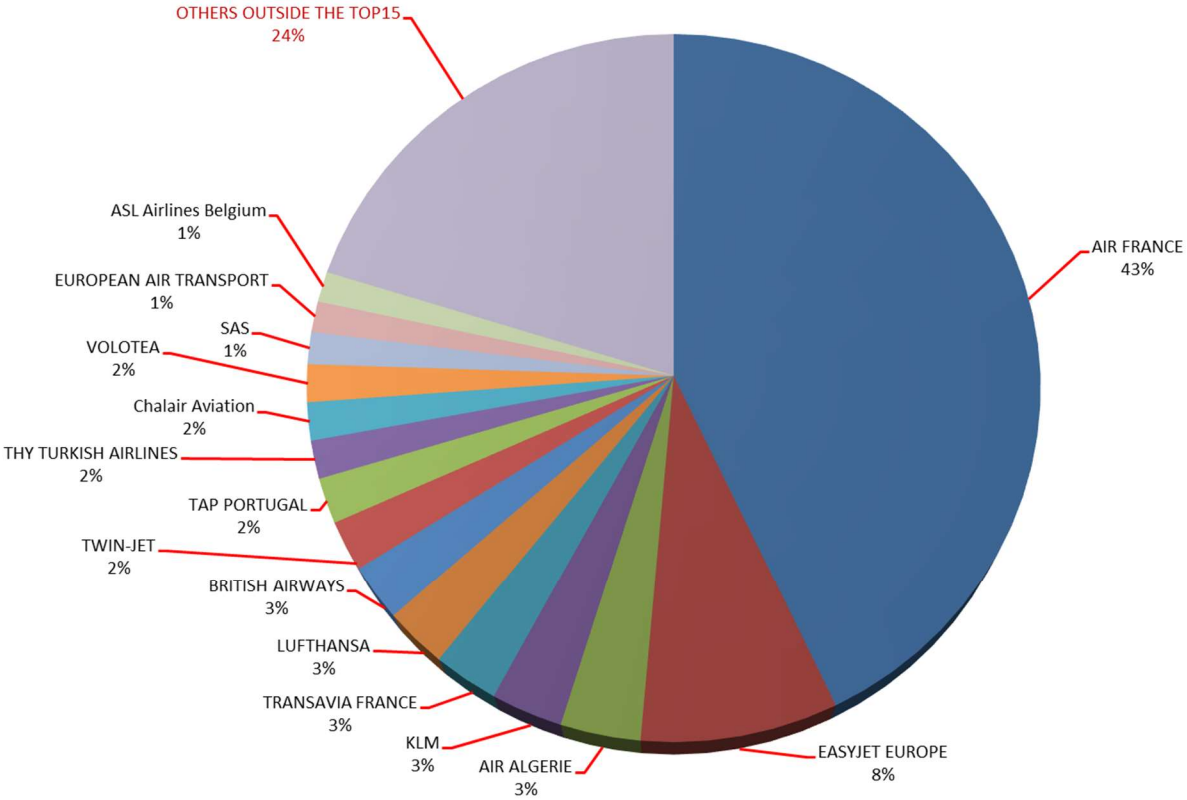
Allocated slots at SOS decreased by  -28,94% from W19 to W20 (on average per week).

Slots Allocated OK W20: 98,38%

Total slots by operator – TOP15

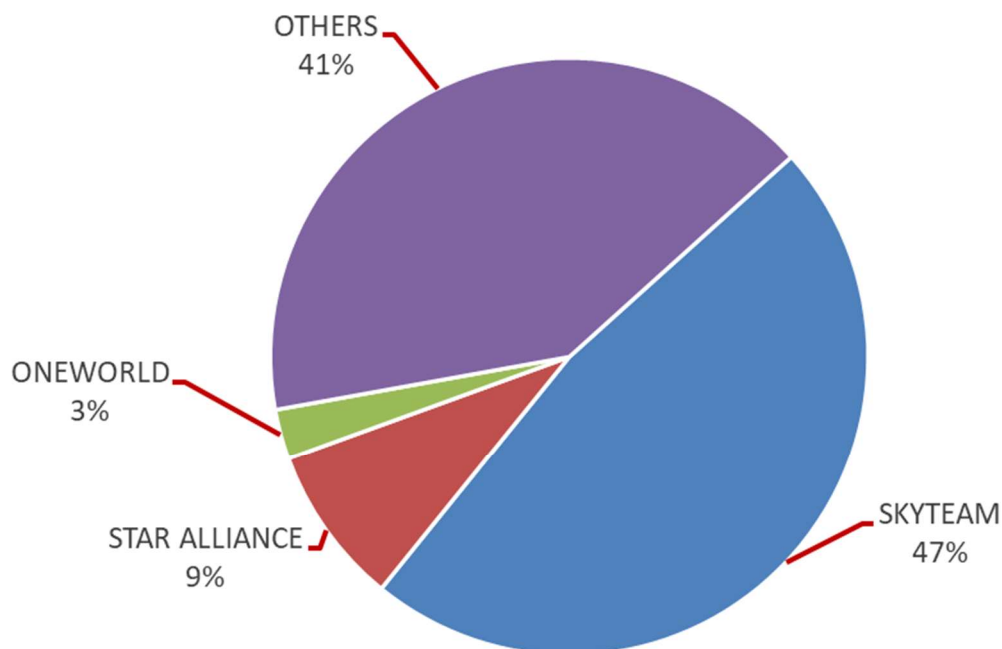
Airline	W19	%SHARE W19	W20	%SHARE W20	%CHANGE (on average per week)
AIR FRANCE	15831	35,29%	13691	42,95%	-13,52%
EASYJET EUROPE	7284	16,24%	2692	8,44%	-63,04%
AIR ALGERIE	1538	3,43%	1092	3,43%	-29,00%
KLM	1182	2,63%	982	3,08%	-16,92%
TRANSAVIA FRANCE	1265	2,82%	898	2,82%	-29,01%
LUFTHANSA	2286	5,10%	864	2,71%	-62,20%
BRITISH AIRWAYS	962	2,14%	814	2,55%	-15,38%
TWIN-JET	704	1,57%	731	2,29%	3,84%
TAP PORTUGAL	668	1,49%	658	2,06%	-1,50%
THY TURKISH AIRLINES	616	1,37%	554	1,74%	-10,06%
Chalair Aviation	860	1,92%	552	1,73%	-35,81%
VOLOTEA	138	0,31%	548	1,72%	297,10%
AEROFLOT RUSSIAN AIRLINES	624	1,39%	468	1,47%	-25,00%
EUROPEAN AIR TRANSPORT	394	0,88%	450	1,41%	14,21%
ASL Airlines Belgium	426	0,95%	440	1,38%	3,29%
OTHERS	10 081	22,47%	6 443	20,21%	-36,09%
GRAND TOTAL	44 859	100,00%	31 877	100,00%	-28,94%
Part of AF/KL Group*	18 278	40,75%	15 571	48,85%	-14,81%
* AIRFRANCE - HOP - KLM - TRANSAVIAFRANCE - TRANSAVIAHOLLANDE					
TOP15	34 778	77,53%	25 434	79,79%	-26,87%

LYSW20 Start Of Season - Distribution by Airline



Slots distribution per alliance

Airline Alliance: % Share LYSW20 - Start Of Season



ONEWORLD - Members Airlines (source : fr.oneworld.com 30Oct20)

AMERICAN AIRLINES - BRITISH AIRWAYS - CATHAY PACIFIC - FINNAIR - IBERIA - JAPAN AIRLINES - MALAYSIA AIRLINES - QANTAS - QATAR AIRWAYS - ROYAL JORDANIAN - S7 AIRLINES - SRI LANKAN AIRLINES

SKYTEAM - Members Airlines (source : skyteam.com 30Oct20)

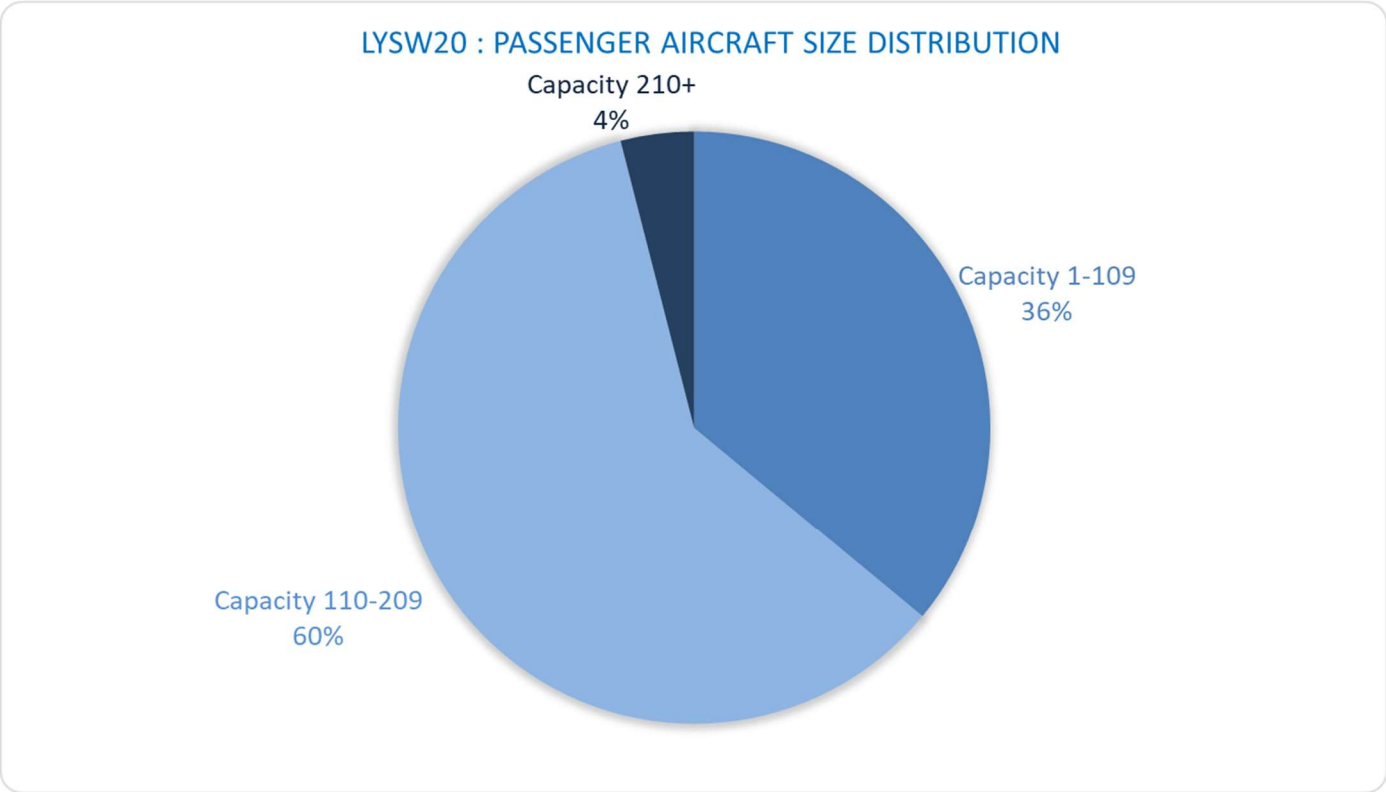
AEROFLOT - AEROLINEAS ARGENTINAS - AEROMEXICO - AIR EUROPA - AIRFRANCE - ALITALIA - CHINA AIRLINES - CHINA EASTERN - CZECH AIRLINES - DELTA - GARUDA INDONESIA - KENYA AIRWAYS - KLM - KOREAN AIR - MEA - SAUDIA - TAROM - VIETNAM AIRLINES - XIAMENAIR

STAR ALLIANCE - Members Airlines (source : staralliance.com 30Oct20)

AEGEAN - AIR CANADA - AIR CHINA - AIR INDIA - AIR NEW ZEALAND - ANA - ASIANA AIRLINES - AUSTRIAN - AVIANCA - BRUSSELS AIRLINES - COPA AIRLINES - CROATIA AIRLINES - EGYPTAIR - ETHIOPIAN - EVA AIR - LOT POLISH AIRLINES - LUFTHANSA - SCANDINAVIAN AIRLINES - SHENZHEN AIRLINES - SINGAPORE AIRLINES - SOUTH AFRICAN AIRWAYS - SWISS - TAP PORTUGAL - THAI - TURKISH AIRLINES - UNITED

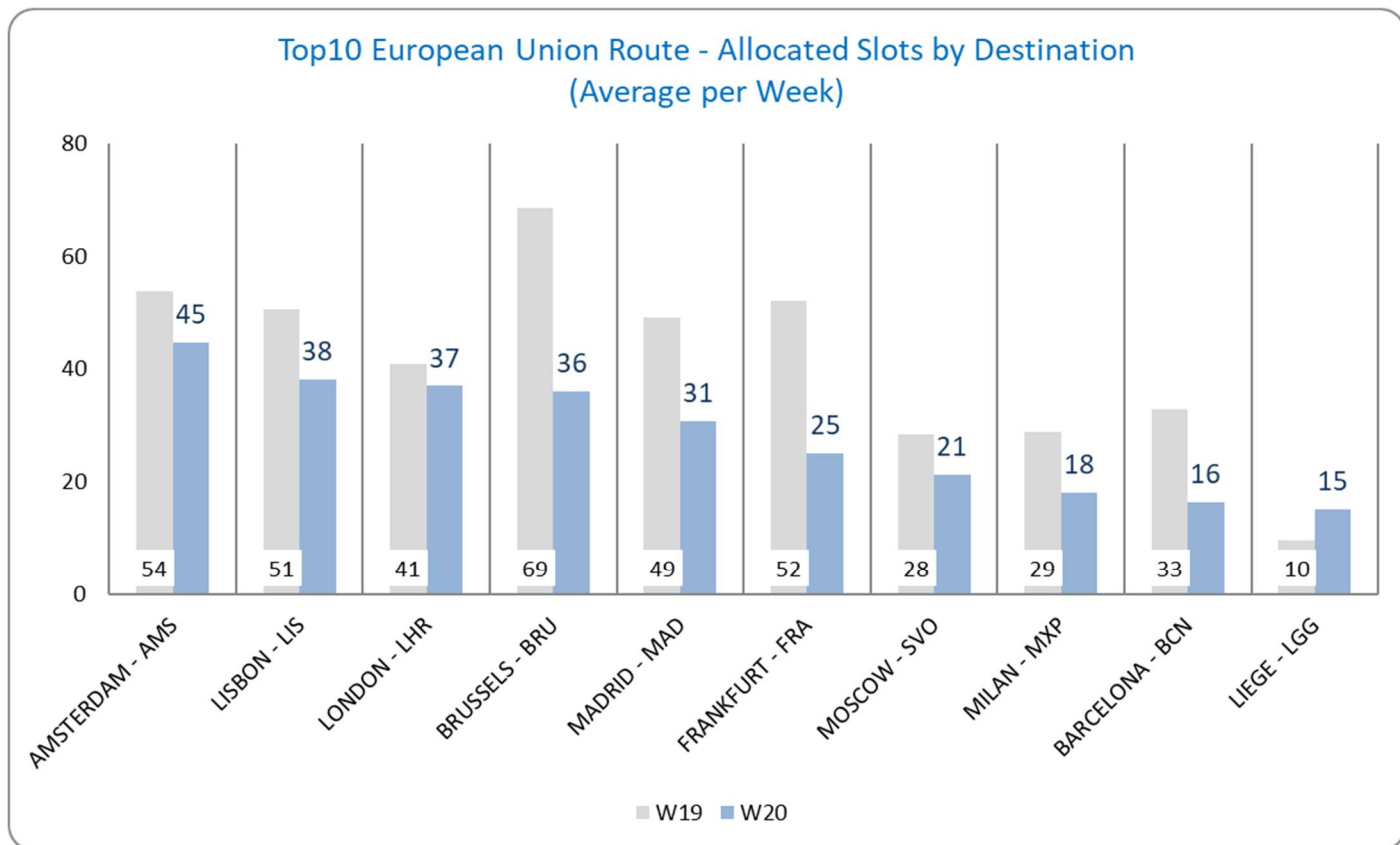
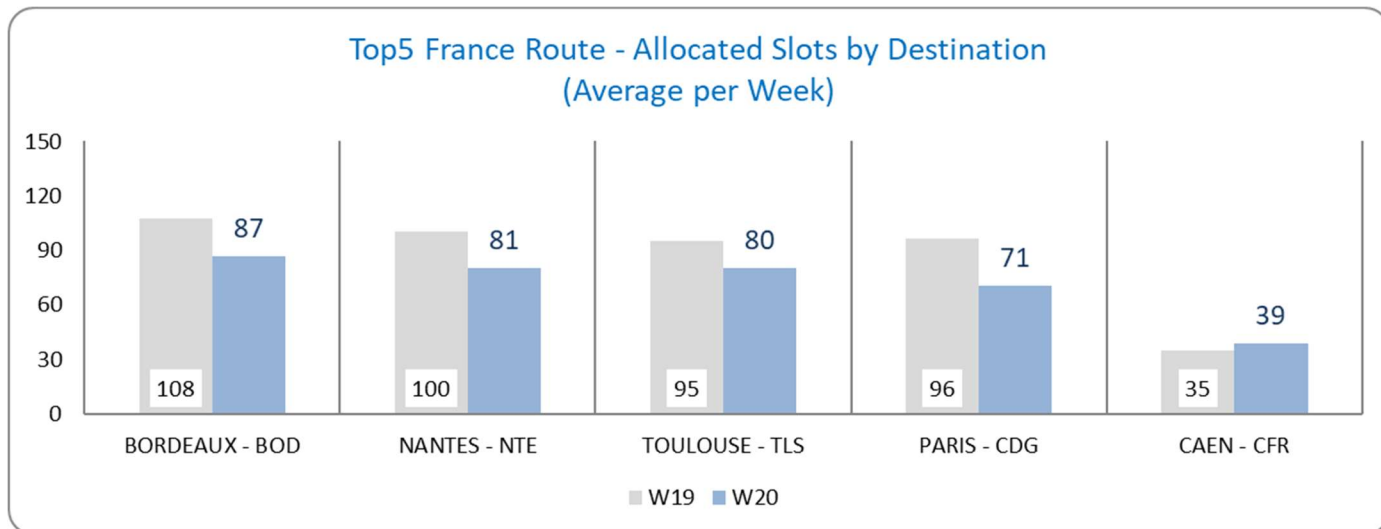
Size of aircraft

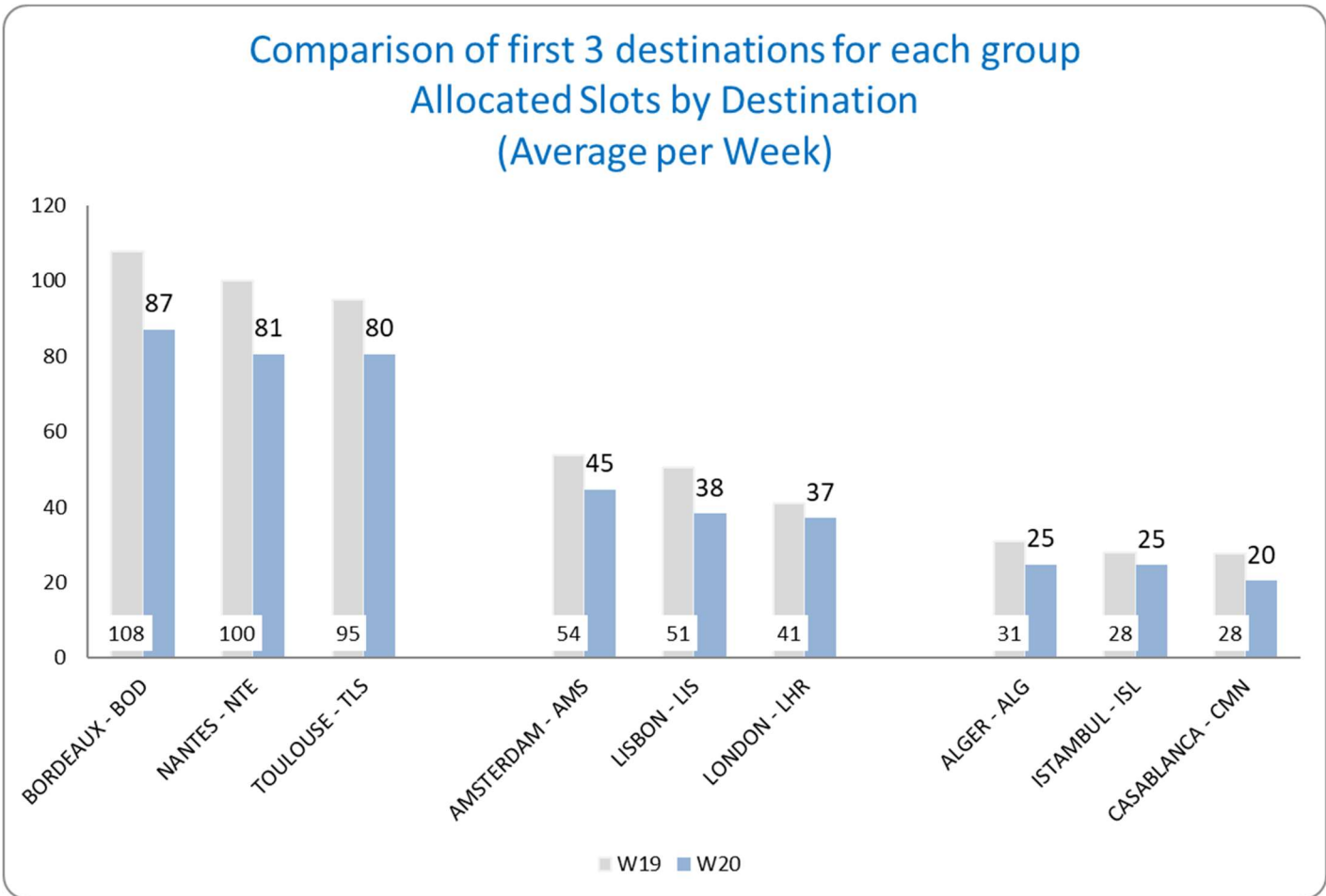
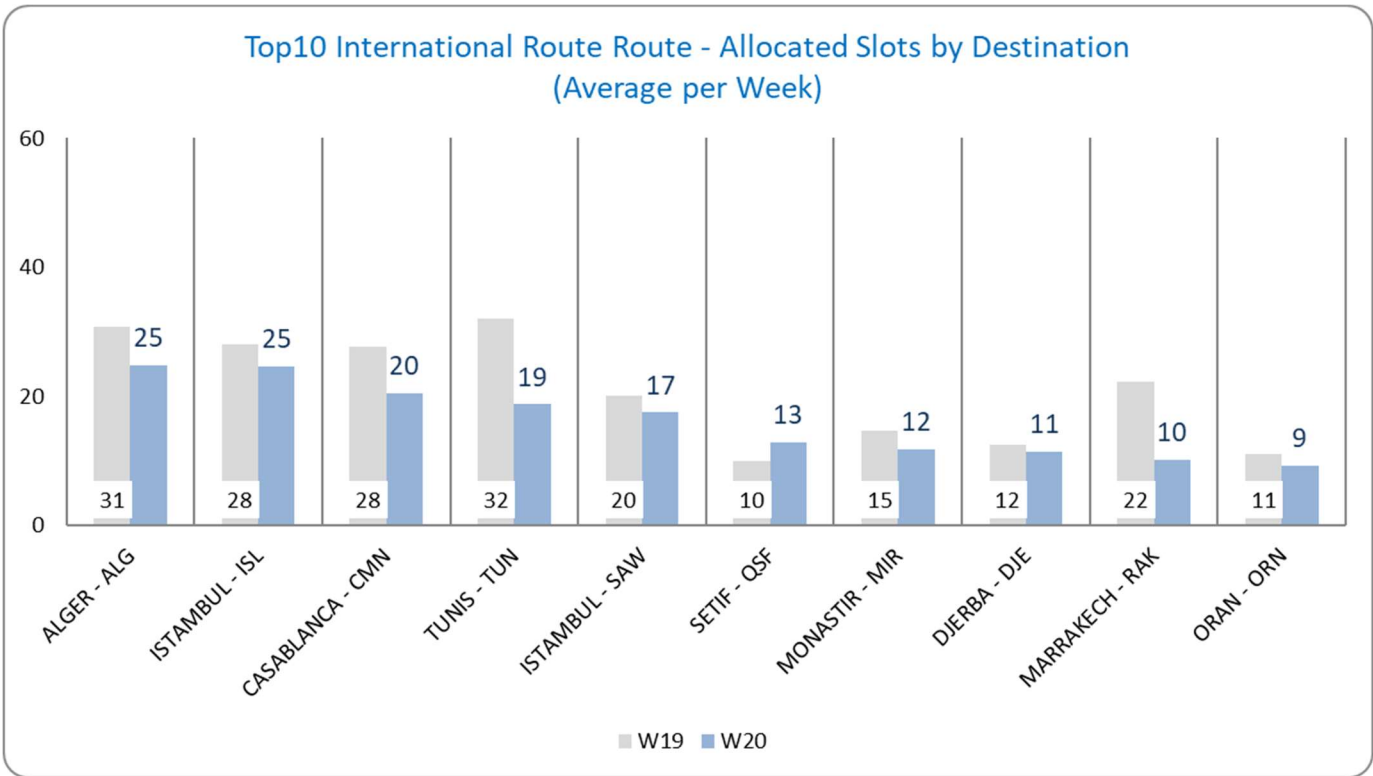
	W19	W20	Evolution
Average Size of Aircraft (Seats)	140	132	-6,0%
Total Passenger Seat Offer	5 984 461	3 931 612	-34,3%



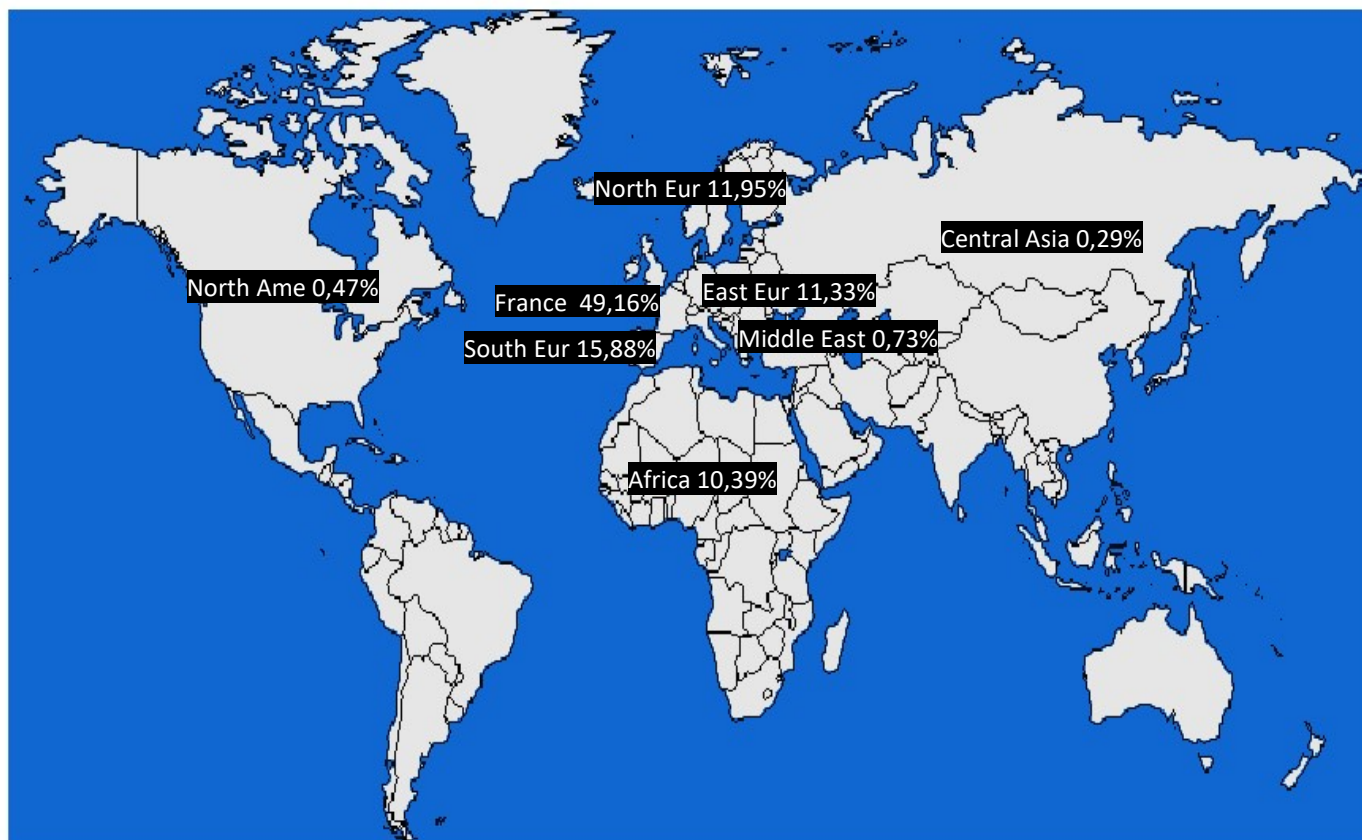
Allocated slots by destination

(LYSW20 vs LYSW19)





Geographical distribution of allocated slots



Slots distribution by service type

Group Services for All Destinations	W20	W19
Regular Services	92,94%	94,28%
Freight Services	5,99%	4,51%
Charter Services	0,74%	0,90%
Technical Services	0,29%	0,28%
Others	0,04%	0,04%
	100%	100%

LYSW20 - Airport Coordination Parameters

Runway scheduling limits:

From summer S14, following the increase of capacity allowed by runway works on Lyon airport, the order of October 4th, 2013 modifies the runway constraints as follows:

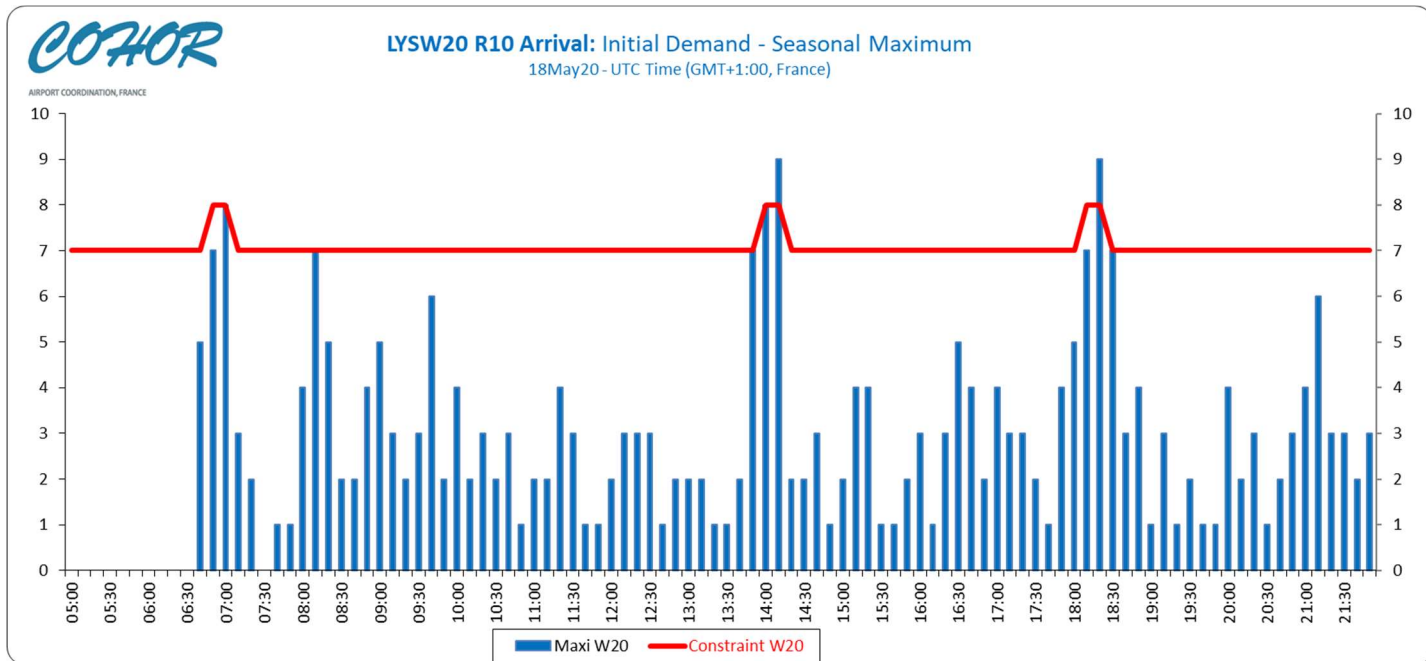
RUNWAY CONSTRAINTS LYS W20								
Local Time	Arrivals	Arrivals	Arrivals	Departures	Departures	Departures	Total	Total
	/60 min	/40 min	/10 min	/60 min	/40 min	/10 min	/60 min	/10 min
06:00-06:59	38 per rolling hour /10 min	27 per rolling period /10 min	7	38 per rolling hour /10 min	27 per rolling period /10 min	7	53	9
07:00-09:59			7*			7*		
10:00-13:59			7			7		
14:00-15:59			7*			7*		
16:00-17:59			7			7		
18:00-20:59			7*			7*		
21:00-22:59			7			7		

7 * means that, during a rolling time slot, no more than eight movements may be accepted during two ten-minute periods, seven movements during the other four periods, subject to complying with the corresponding time constraint.

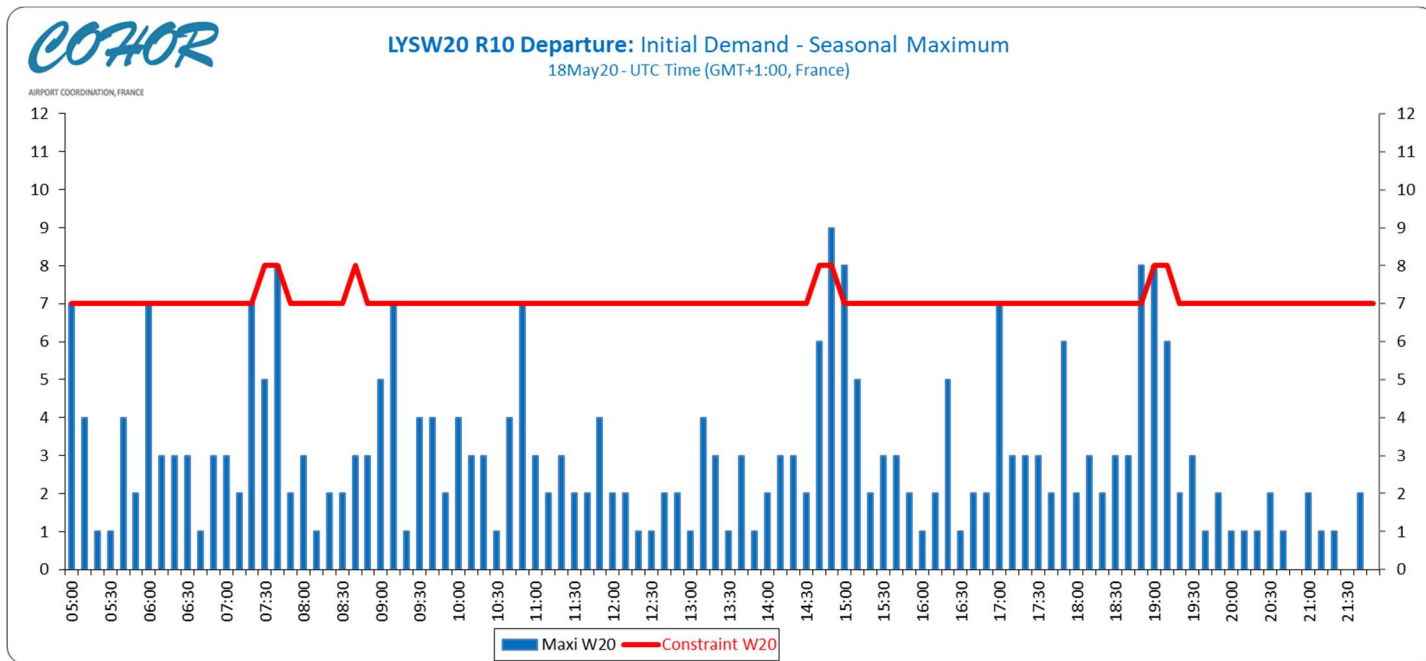
Terminal Constraints : None

Graphics : Initial Demand

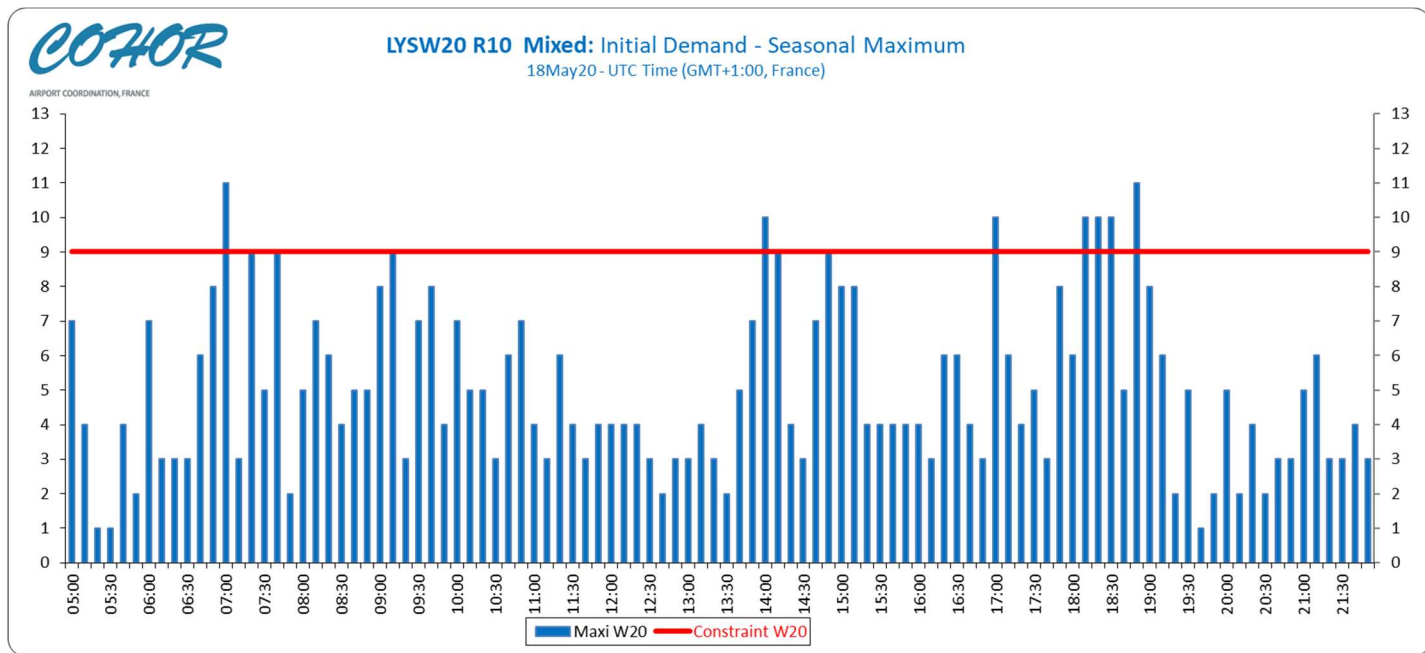
LYSW20 R10 Arrival



LYSW20 R10 Departure

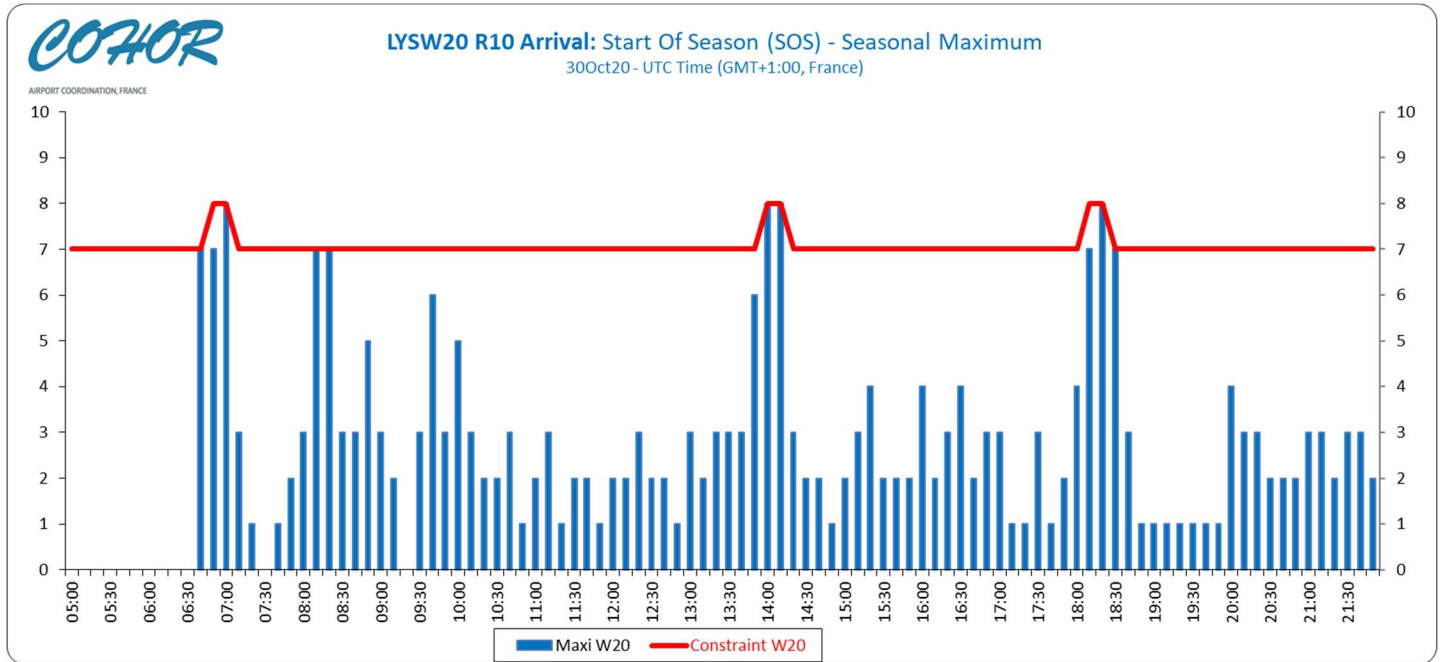


LYSW20 R10 Mixed

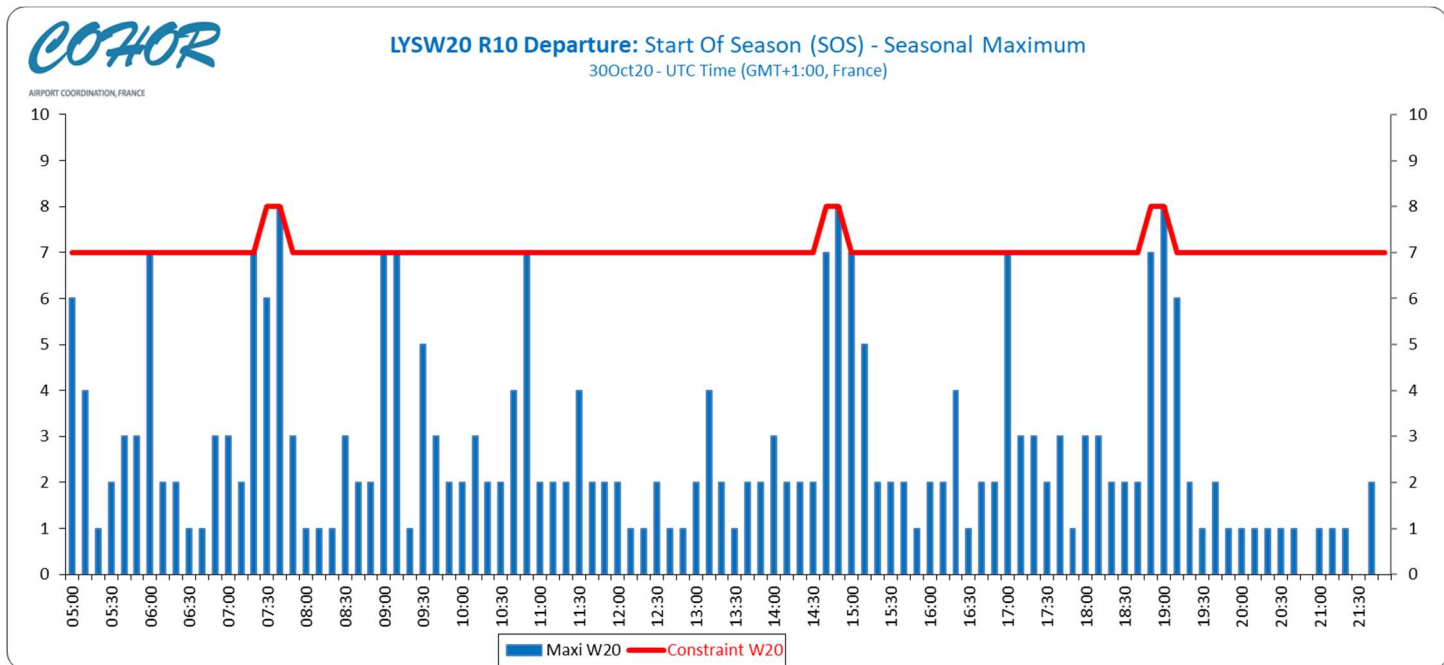


Graphics : SOS Allocated slots

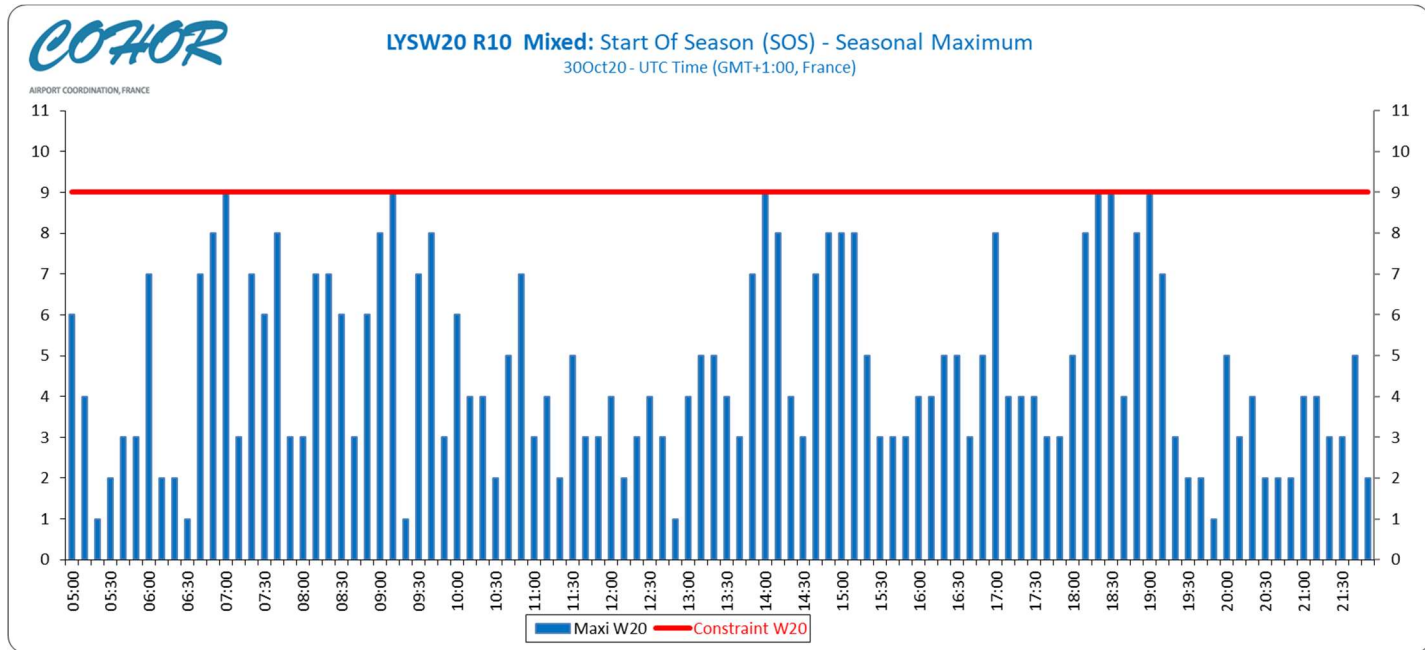
LYSW20 R10 Arrival



LYSW20 R10 Departure



LYSW20 R10 Mixed



Slots allocation by operator

Airline	Total Slot
AEGEAN AIRLINES	32
AER LINGUS	232
AEROFLOT RUSSIAN AIRLINES	468
AIR ALGERIE	1092
AIR ARABIA MAROC	396
AIR CANADA	150
AIR CONTRACTORS LTD	28
AIR CORSICA	268
AIR FRANCE	13691
AIR MALTA	130
AIR NOSTRUM	432
AIRBUS INDUSTRIE	2
AIRCOMPANY ARMENIA	88
AIRHUB Airlines	2
ASL AIRLINES FRANCE	328
ASL Airlines Belgium	440
AUSTRIAN AIRLINES	166
BRITISH AIRWAYS	814
Blue Air Aviation	68
Brussels Airlines	324
CARPATAIR	1
CODE ASSISTANT AVIAPARTNER	2
Chalair Aviation	552
EASYJET AIRLINE	244
EASYJET EUROPE	2692
EMIRATES	86
ENTER AIR	6
EUROPEAN AIR TRANSPORT	450
EUROWINGS	226
FEDEX EXPRESS	350
FLEET AIR	2
FLYBE	96
GETJET Airlines	10
IBERIA	14
IBERIA EXPRESS	234
JET2.COM	64
KLM	982
LUFTHANSA	864
NOUVELAIR TUNISIE	224
PEGASUS AIRLINES	384
PICHARD EXE HANDLING	12
QATAR AIRWAYS	36
ROYAL AIR MAROC	230

Airline	Total Slot
SPACE AERO HANDLING	2
STAR AIR	436
SUNEXPRESS	12
TAP PORTUGAL	658
THY TURKISH AIRLINES	554
TITAN AIRWAYS	32
TRANSAVIA FRANCE	898
TRAVEL SERVICE AIRLINES	76
TUNISAIR	390
TWIN-JET	731
VOLOTEA	548
VUELING AIRLINES	318
WIZZ AIR	310