

# Lyon St Exupéry Airport LYS/LFLL

## Winter 2019 - Start Of Season Report

Report data extraction date: 30 October 2019

### Table of contents

Evolution of allocated slots at the Start Of Season (SOS) .....	2
Slots distribution per alliance.....	4
Size of aircraft.....	5
Allocated slots by destination .....	6
Geographical distribution of allocated slots.....	8
Slots distribution by service type .....	8
LYSW19 - Airport Coordination Parameters .....	9
Graphics: Initial demand.....	10
Graphics: SOS Allocated slots.....	12
Slots allocation by operator .....	14

*The contents of this report may not be reproduced without the written consent of COHOR.*

## Evolution of allocated slots at the Start Of Season (SOS)

Winter 2018 (22 weeks): 46 705 Allocated Slots

Winter 2019 (22 weeks): 44 859 Allocated Slots

Allocated slots at SOS decreased by  -3,95% from W18 to W19 (on average per week).

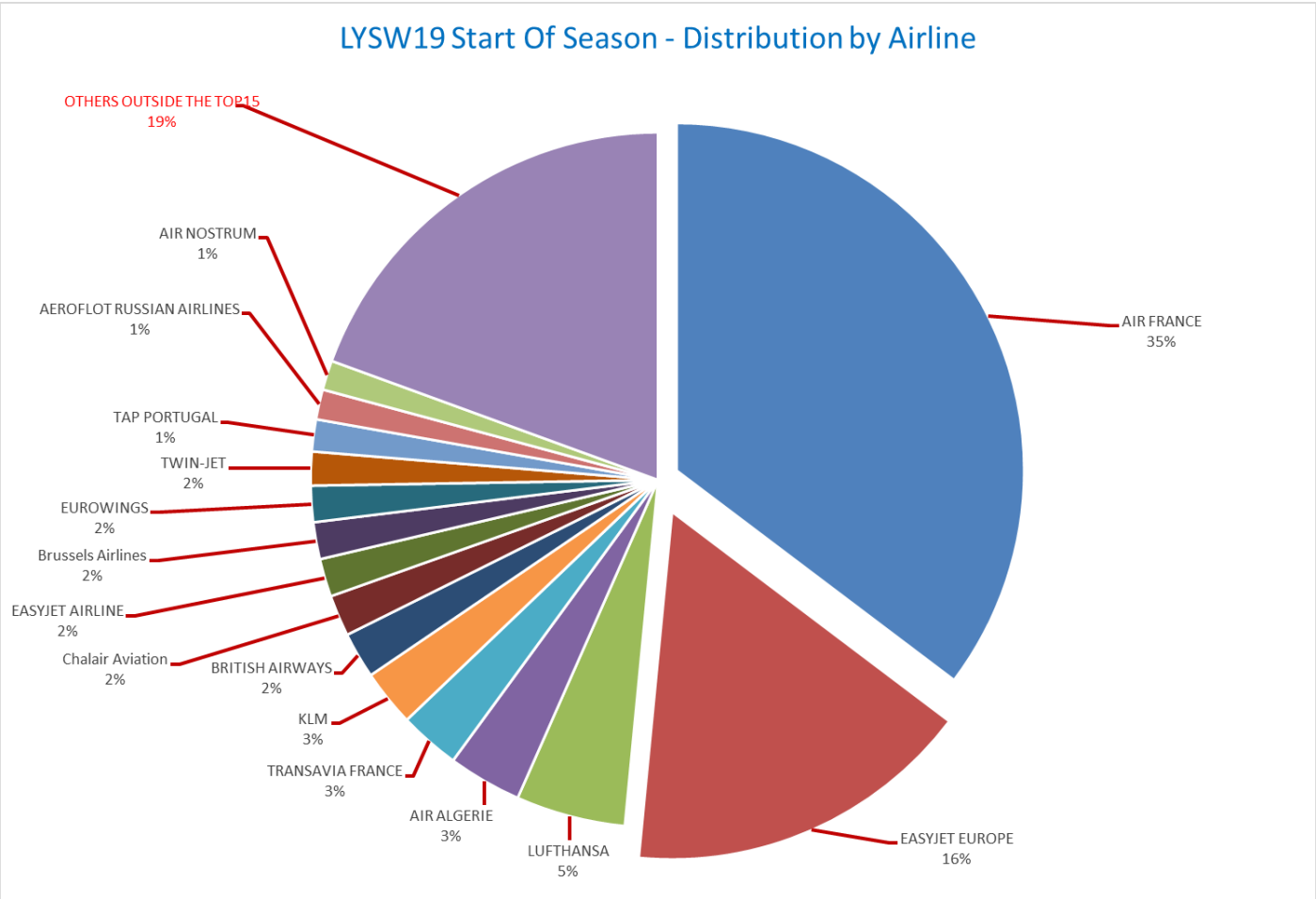
Slots Allocated OK W19: 99,36%

Total slots by operator – TOP15

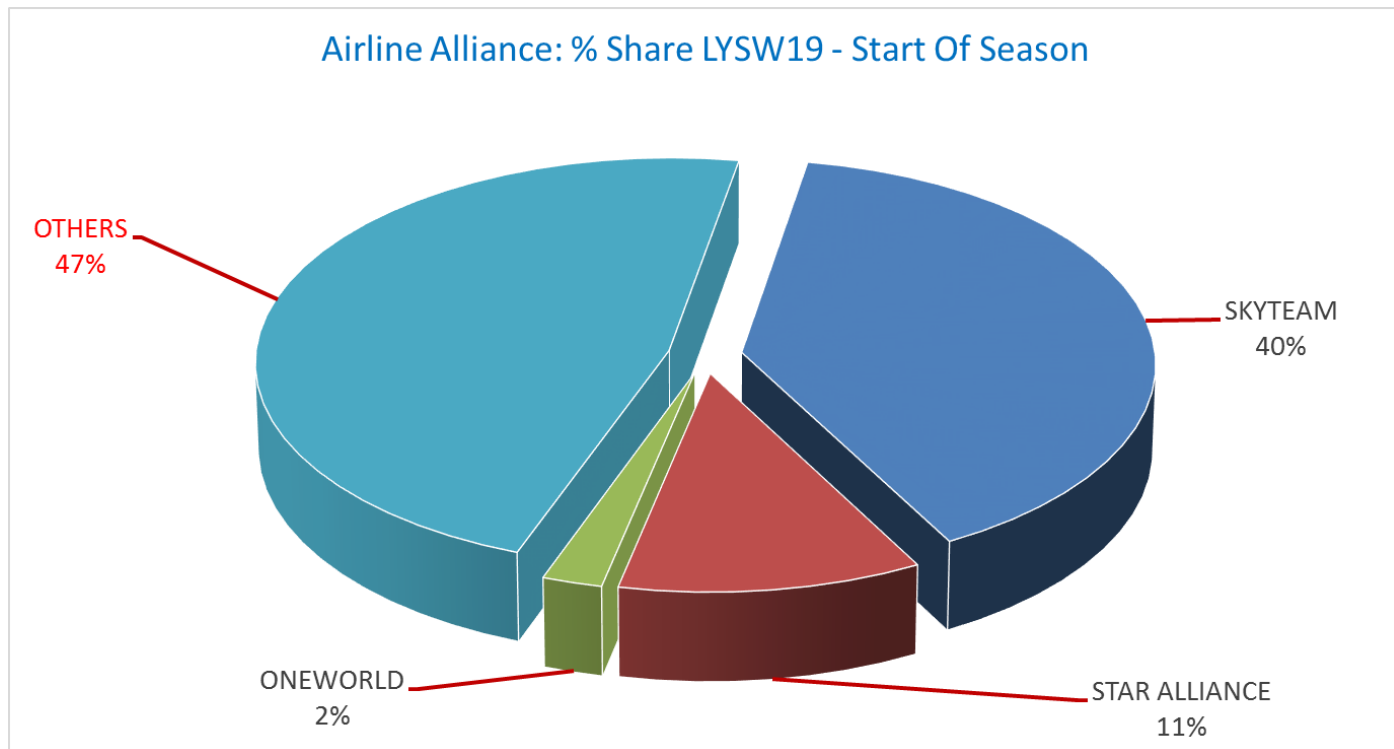
Airline	W18	%SHARE W18	W19	%SHARE W19
AIR FRANCE	2407	5,15%	15831	35,29%
EASYJET EUROPE	0	0,00%	7284	16,24%
LUFTHANSA	2408	5,16%	2286	5,10%
AIR ALGERIE	1406	3,01%	1538	3,43%
TRANSAVIA FRANCE	1353	2,90%	1265	2,82%
KLM	1170	2,51%	1182	2,63%
BRITISH AIRWAYS	978	2,09%	962	2,14%
Chalair Aviation	424	0,91%	860	1,92%
EASYJET AIRLINE	7409	15,86%	794	1,77%
Brussels Airlines	770	1,65%	770	1,72%
EUROWINGS	760	1,63%	756	1,69%
TWIN-JET	718	1,54%	704	1,57%
TAP PORTUGAL	708	1,52%	668	1,49%
AEROFLOT RUSSIAN AIRLINES	616	1,32%	624	1,39%
AIR NOSTRUM	483	1,03%	616	1,37%
OTHERS	25 095	53,73%	8 719	19,44%
GRAND TOTAL	46 705	100,00%	44 859	100,00%
Part of AF/KL Group*	19 722	42,23%	18 278	40,75%

\* AIRFRANCE - HOP - KLM - TRANSAVIAFRANCE - TRANSAVIAHOLLANDE

LYSW19 Start Of Season - Distribution by Airline



## Slots distribution per alliance



**ONEWORLD - Members Airlines** (source : [fr.oneworld.com](http://fr.oneworld.com) 30Oct19)

AMERICAN AIRLINES - BRITISH AIRWAYS - CATHAY PACIFIC - FINNAIR - IBERIA - JAPAN AIRLINES -  
LATAM - MALAYSIA AIRLINES - QANTAS - QATAR AIRWAYS - ROYAL JORDANIAN - S7 AIRLINES - Sri Lankan Airlines

**SKYTEAM - Members Airlines** (source : [www.skyteam.com](http://www.skyteam.com) 30Oct19)

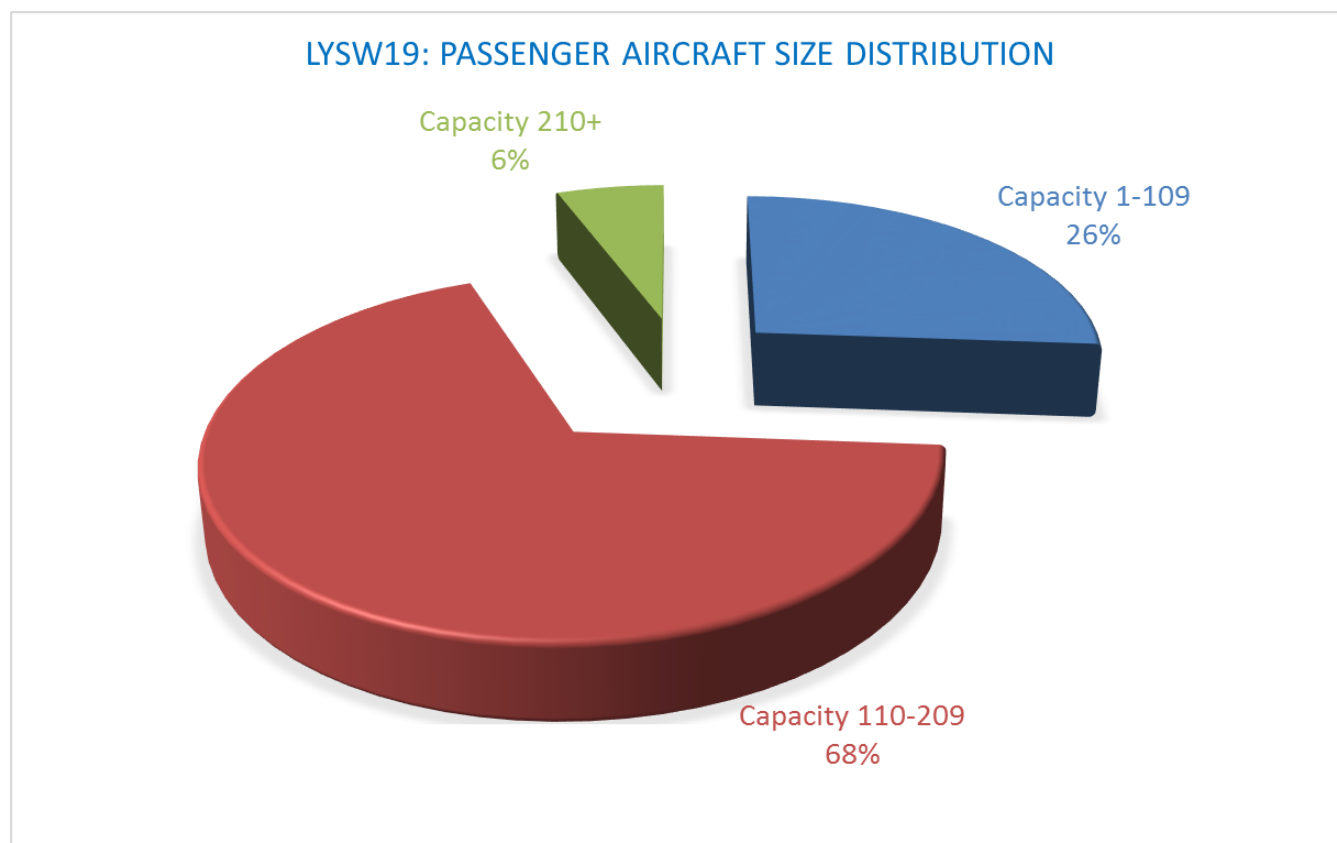
AEROFLOT - AEROLINEAS ARGENTINAS - AEROMEXICO - AIR EUROPA - AIRFRANCE - ALITALIA - CHINA AIRLINES - CHINA EASTERN -  
CZECH AIRLINES - DELTA - GARUDA INDONESIA - KENYA AIRWAYS - KLM - KOREAN AIR - MEA - SAUDIA -  
TAROM - VIETNAM AIRLINES - XIAMENAIR

**STAR ALLIANCE - Members Airlines** (source : [www.staralliance.com](http://www.staralliance.com) 30Oct19)

AEGEAN - AIR CANADA - AIR CHINA - AIR INDIA - AIR NEW ZEALAND - ANA - ASIANA AIRLINES - AUSTRIAN -  
AVIANCA TACA - BRUSSELS AIRLINES - COPA AIRLINES - CROATIA AIRLINES - EGYPTAIR - ETHIOPIAN - EVA AIR  
LOT POLISH AIRLINES - LUFTHANSA - SCANDINAVIAN AIRLINES - SHENZHEN AIRLINES - SINGAPORE AIRLINES - SOUTH AFRICAN AIRWAYS  
SWISS - TAP PORTUGAL - THAI - TURKISH AIRLINES - UNITED

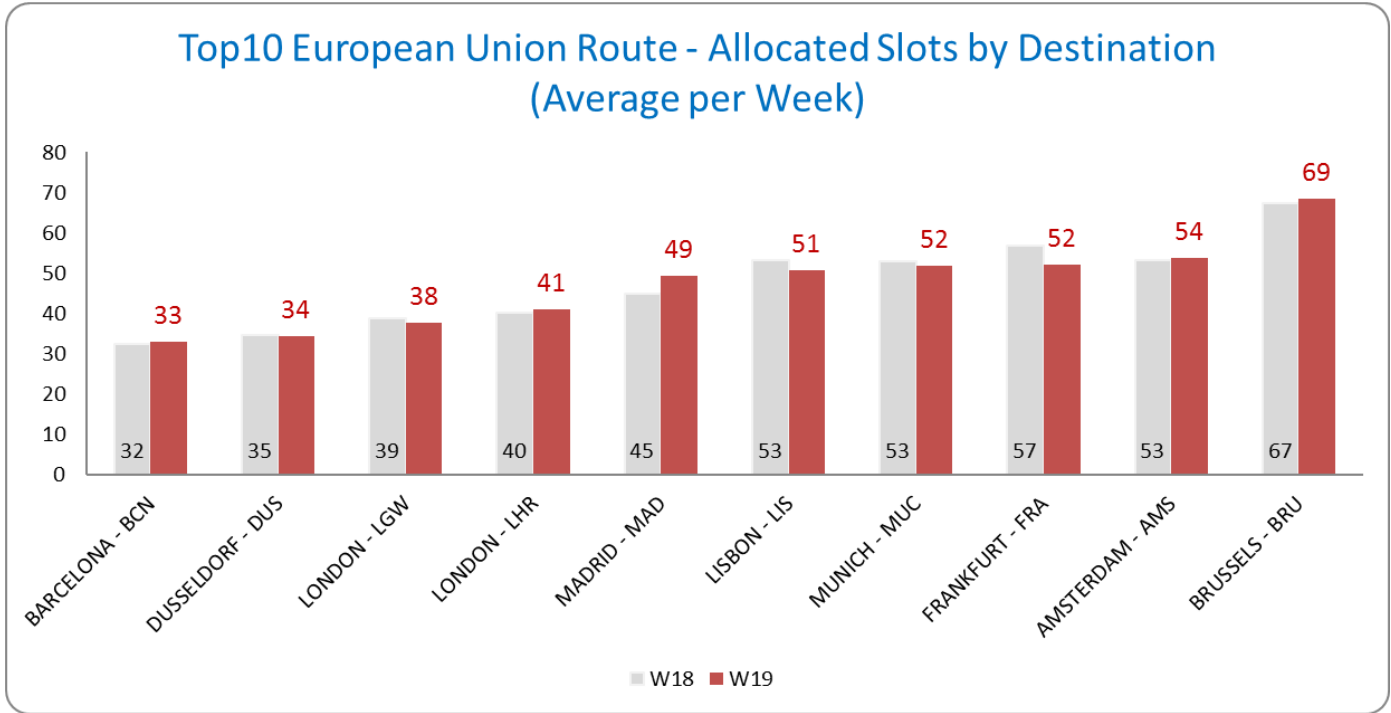
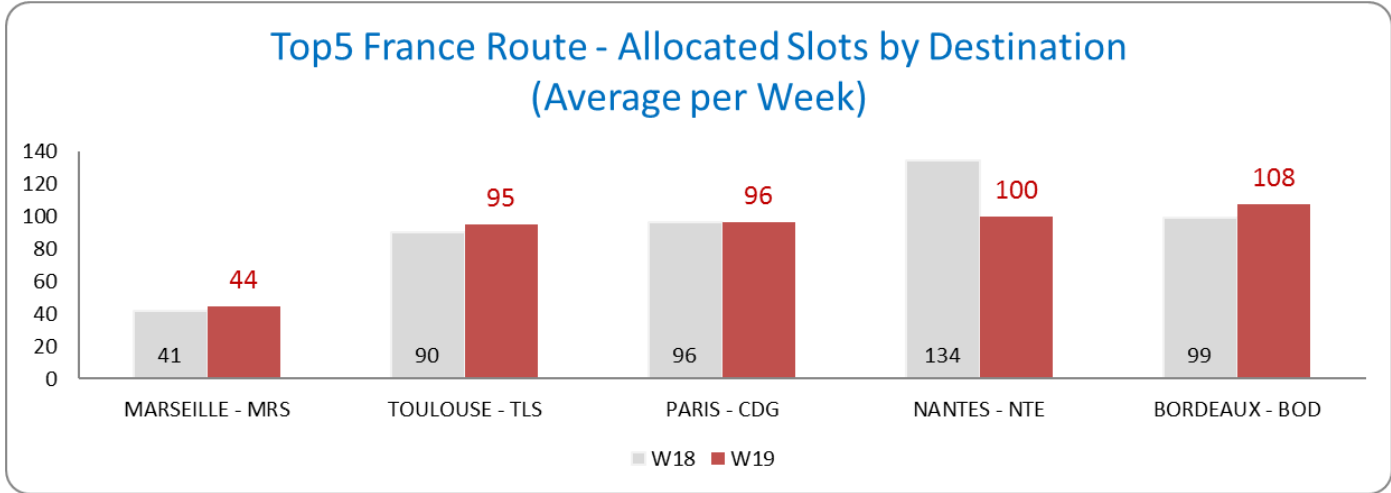
## Size of aircraft

	W18	W19	Evolution
Average Size of Aircraft (Seats)	131	140	6,8%
Total Passenger Seat Offer	5 814 665	5 984 461	2,9%

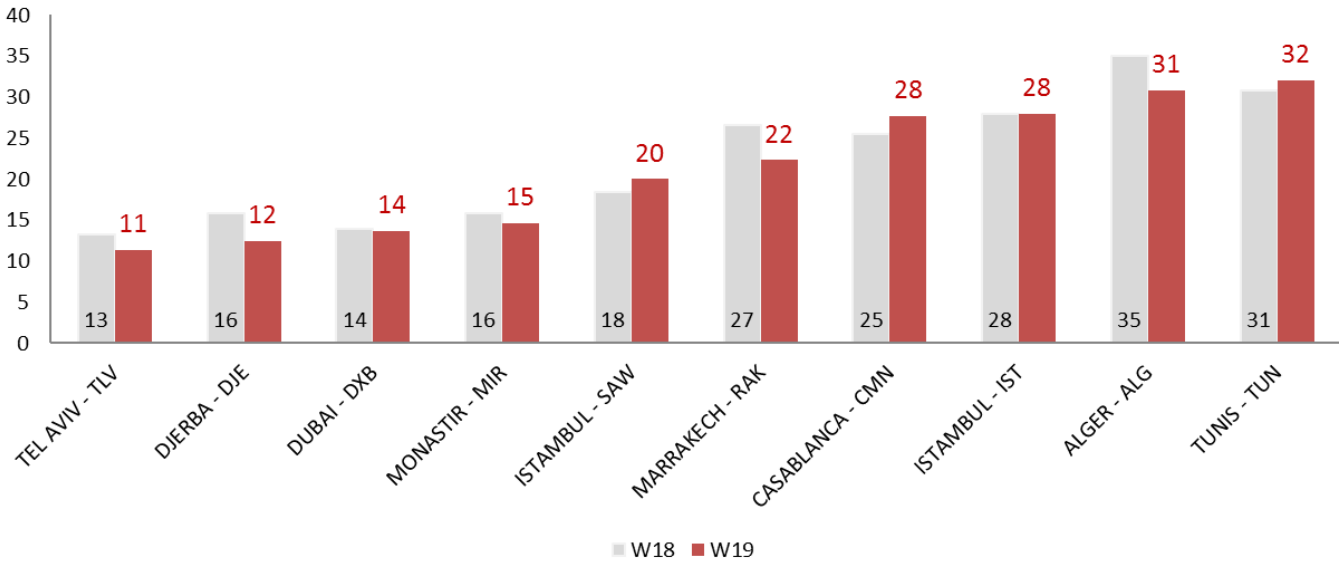


### Allocated slots by destination

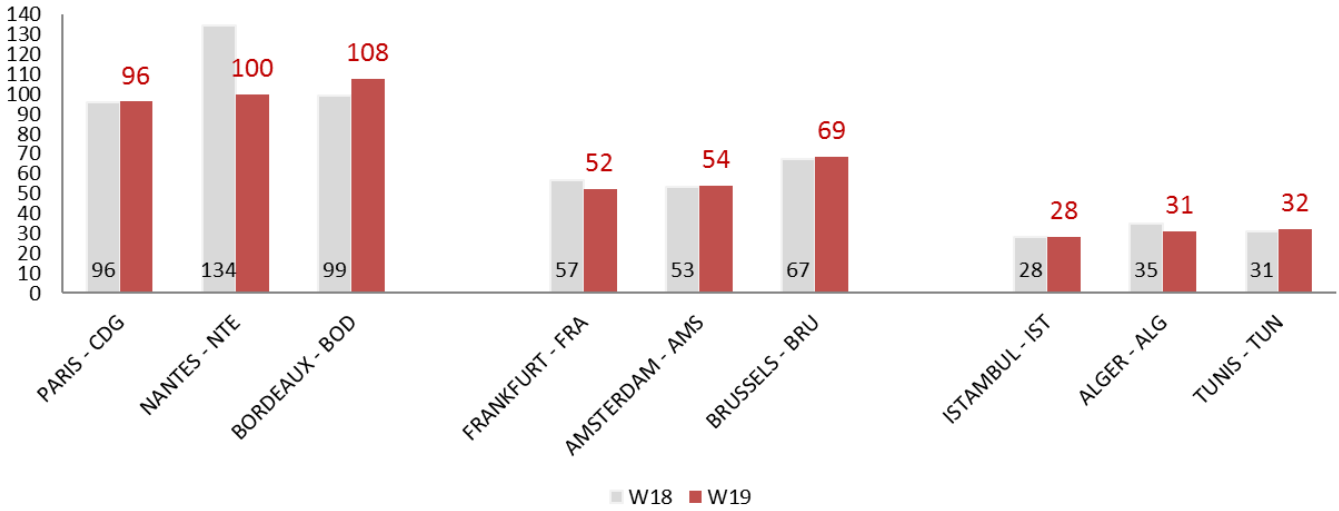
(LYSW19 vs LYSW18)



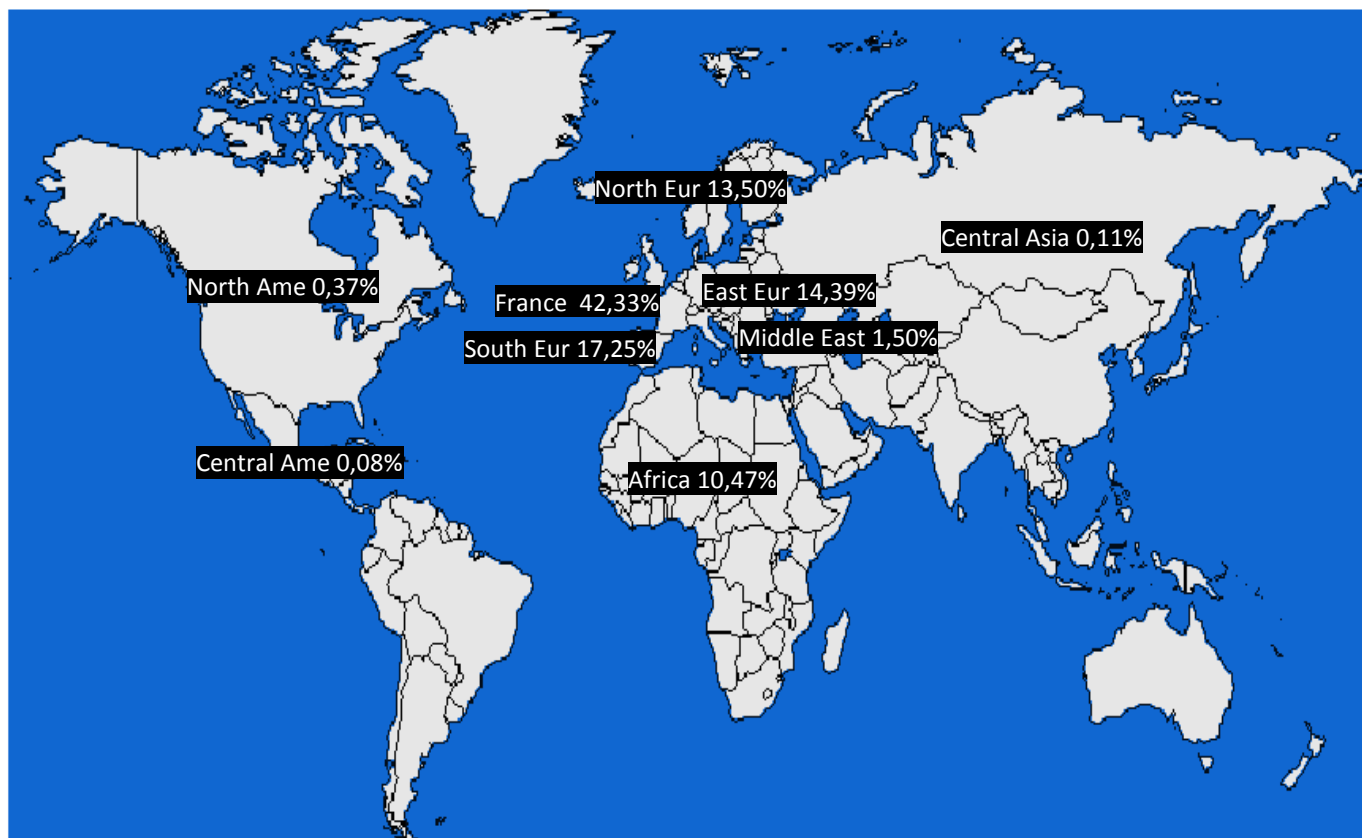
### Top10 International Route - Allocated Slots by Destination (Average per Week)



### Comparison of first 3 destinations for each group Allocated Slots by Destination (Average per Week)



## Geographical distribution of allocated slots



## Slots distribution by service type

Group Services for All Destinations	W19	W18
Regular Services	94,28%	93,91%
Freight Services	4,51%	4,72%
Charter Services	0,90%	0,99%
Technical Services	0,28%	0,34%
Others	0,04%	0,04%
	100%	100%



## LYSW19 - Airport Coordination Parameters

### Runway scheduling limits:

From summer S14, following the increase of capacity allowed by runway works on Lyon airport, the order of October 4th, 2013 modifies the runway constraints as follows:

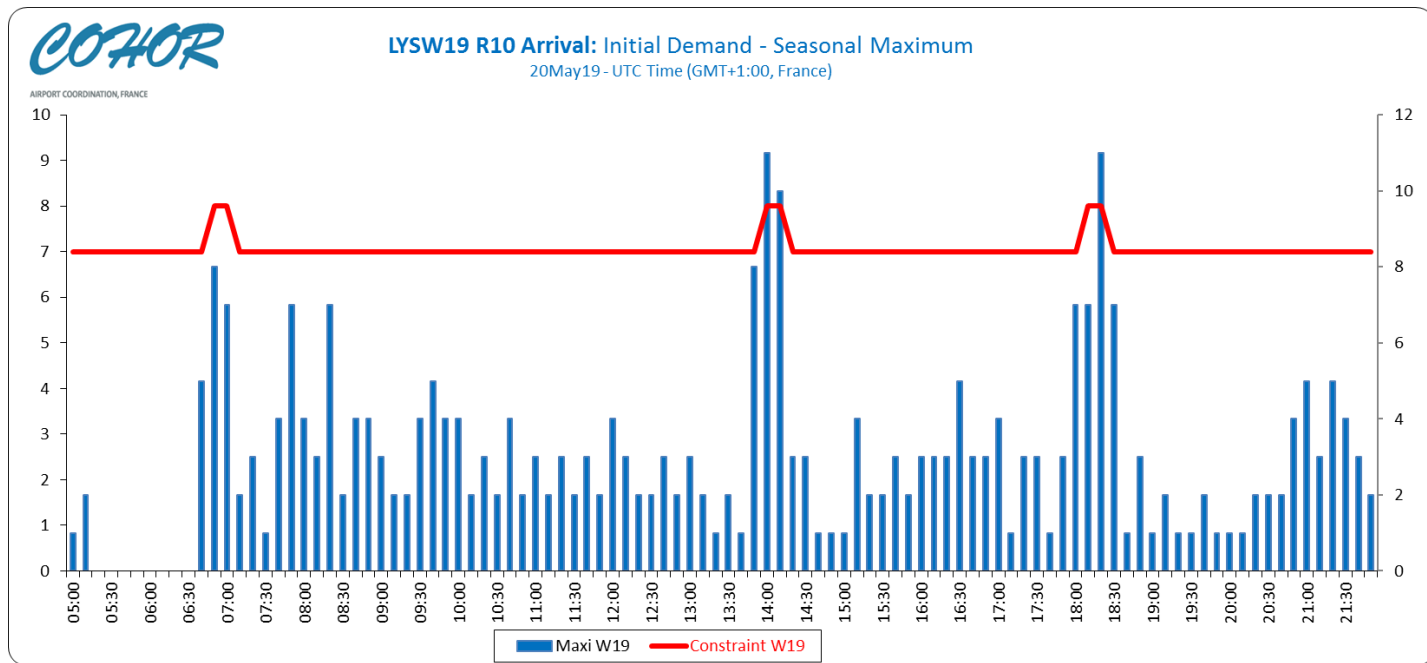
RUNWAY CONSTRAINTS LYS W19								
Local Time	Arrivals	Arrivals	Arrivals	Departures	Departures	Departures	Total	Total
	/60 min	/40 min	/10 min	/60 min	/40 min	/10 min	/60 min	/10 min
06:00-06:59	38 per rolling hour /10 min	27 per rolling period /10 min	7	38 per rolling hour /10 min	27 per rolling period /10 min	7	53	9
07:00-09:59			7*			7*		
10:00-13:59			7			7		
14:00-15:59			7*			7*		
16:00-17:59			7			7		
18:00-20:59			7*			7*		
21:00-22:59			7			7		

7 \* means that, during a rolling time slot, no more than eight movements may be accepted during two ten-minute periods, seven movements during the other four periods, subject to complying with the corresponding time constraint.

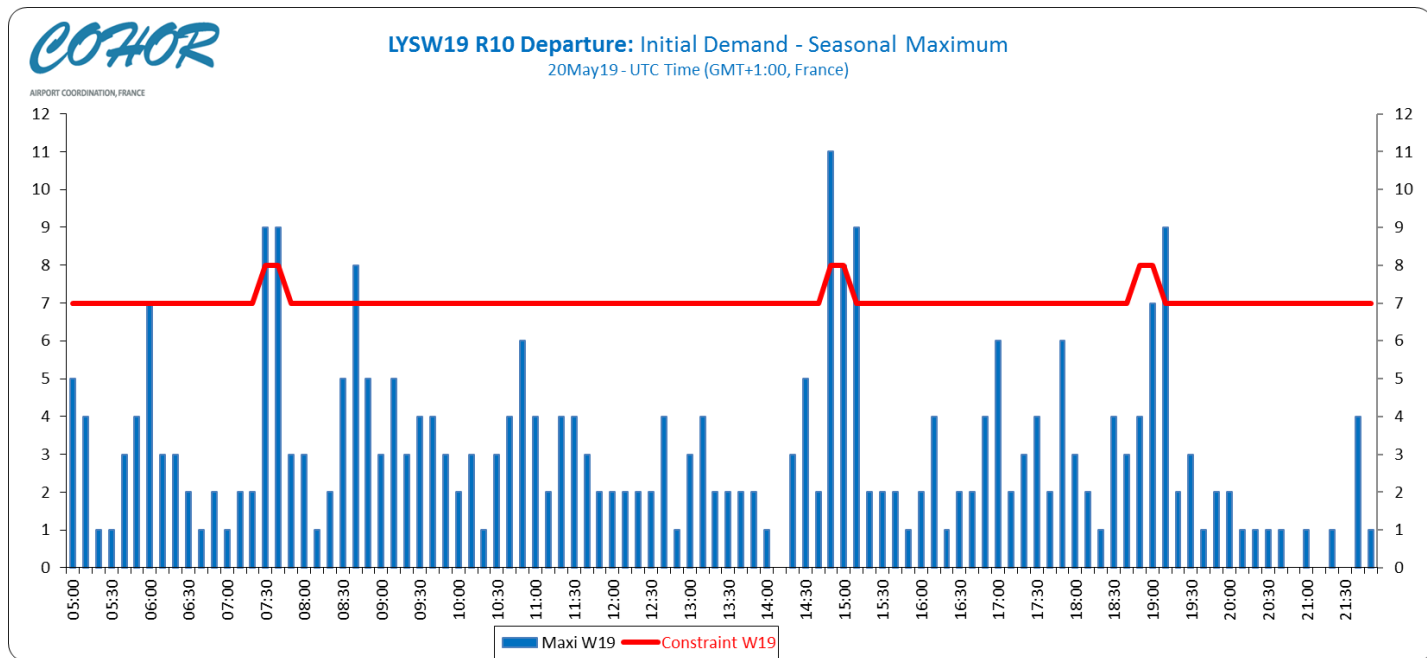
**Terminal Constraints : None**

## Graphics: Initial demand

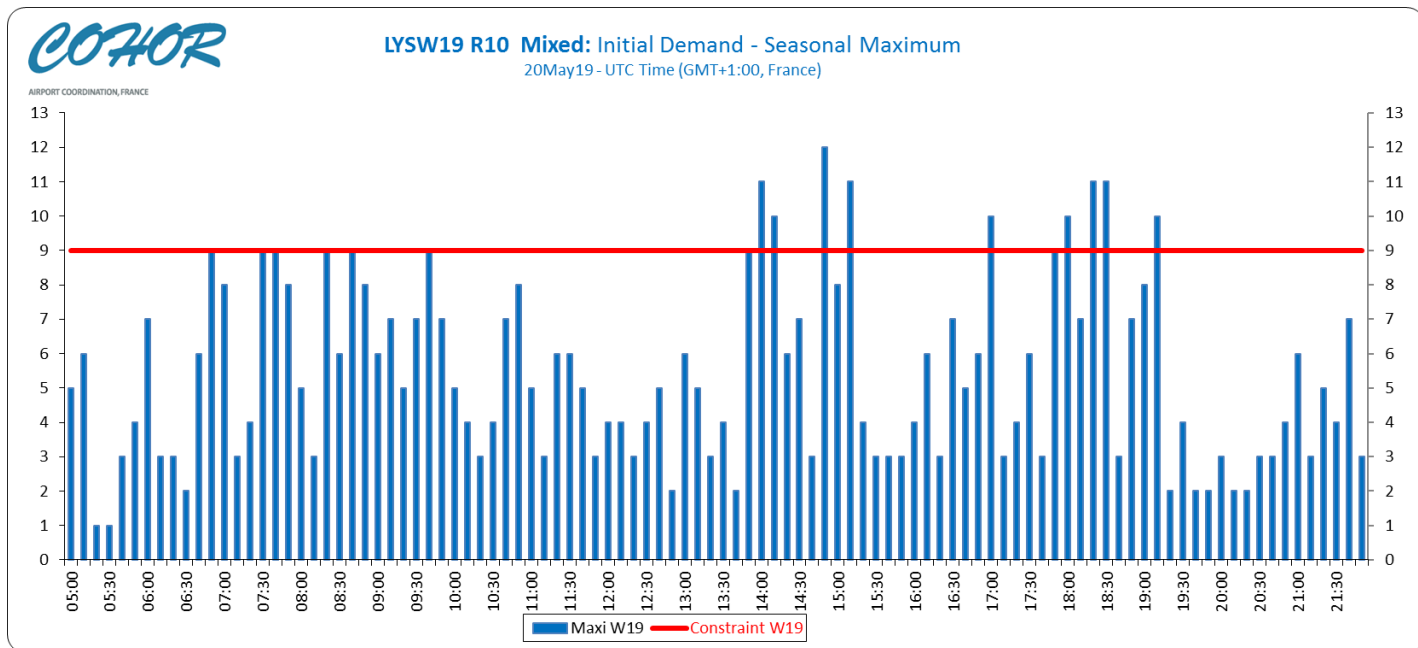
### LYSW19 R10 Arrival



### LYSW19 R10 Departure

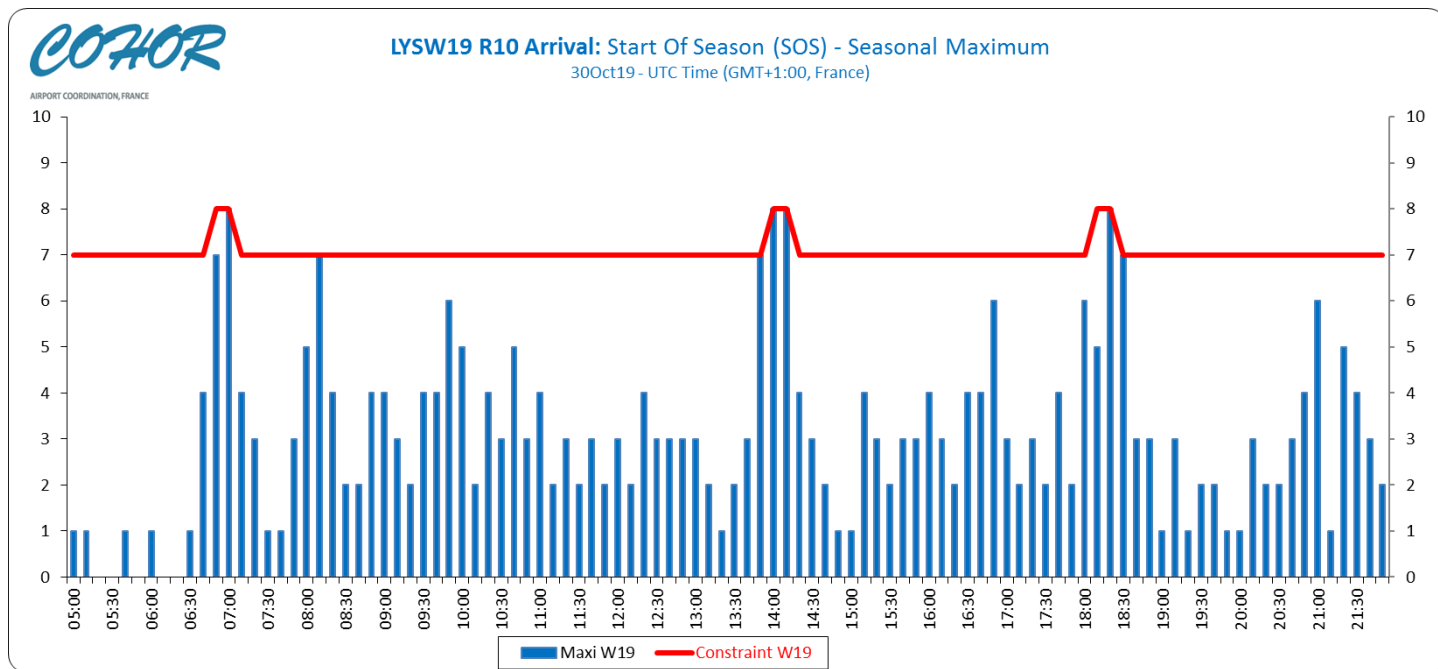


LYSW19 R10 Mixed

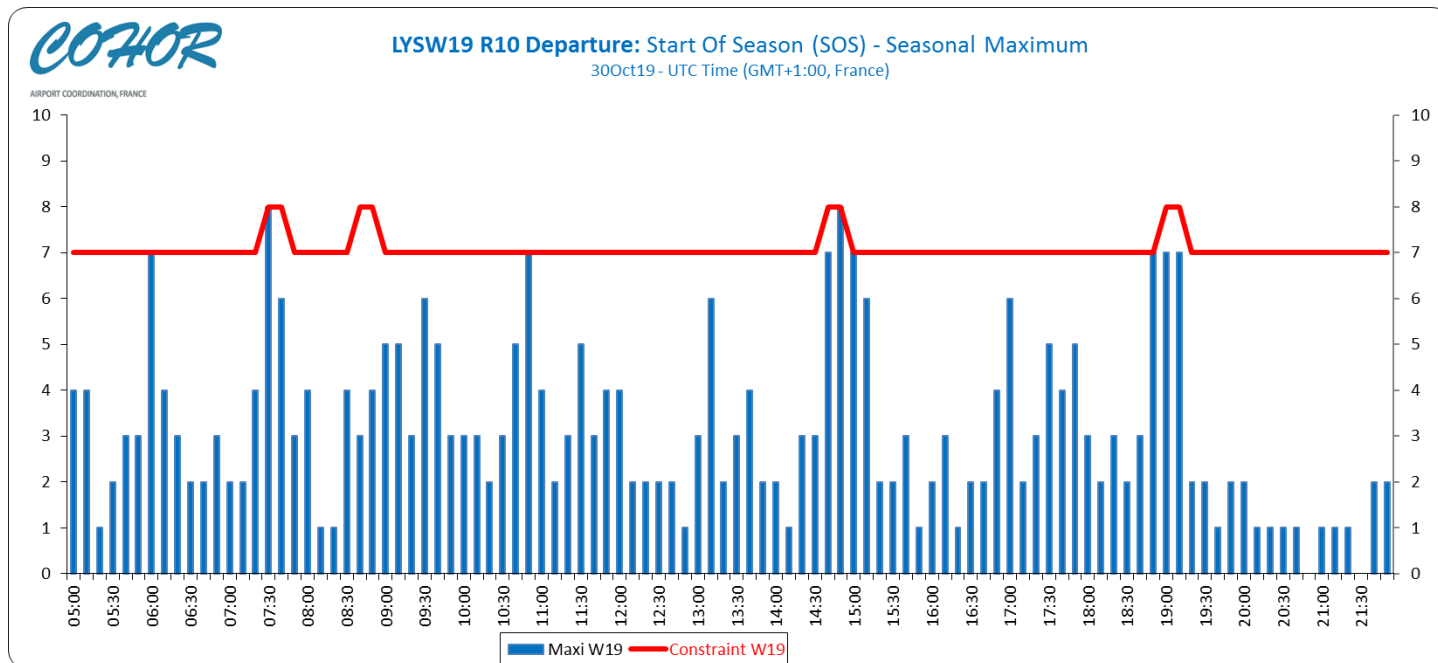


## Graphics: SOS Allocated slots

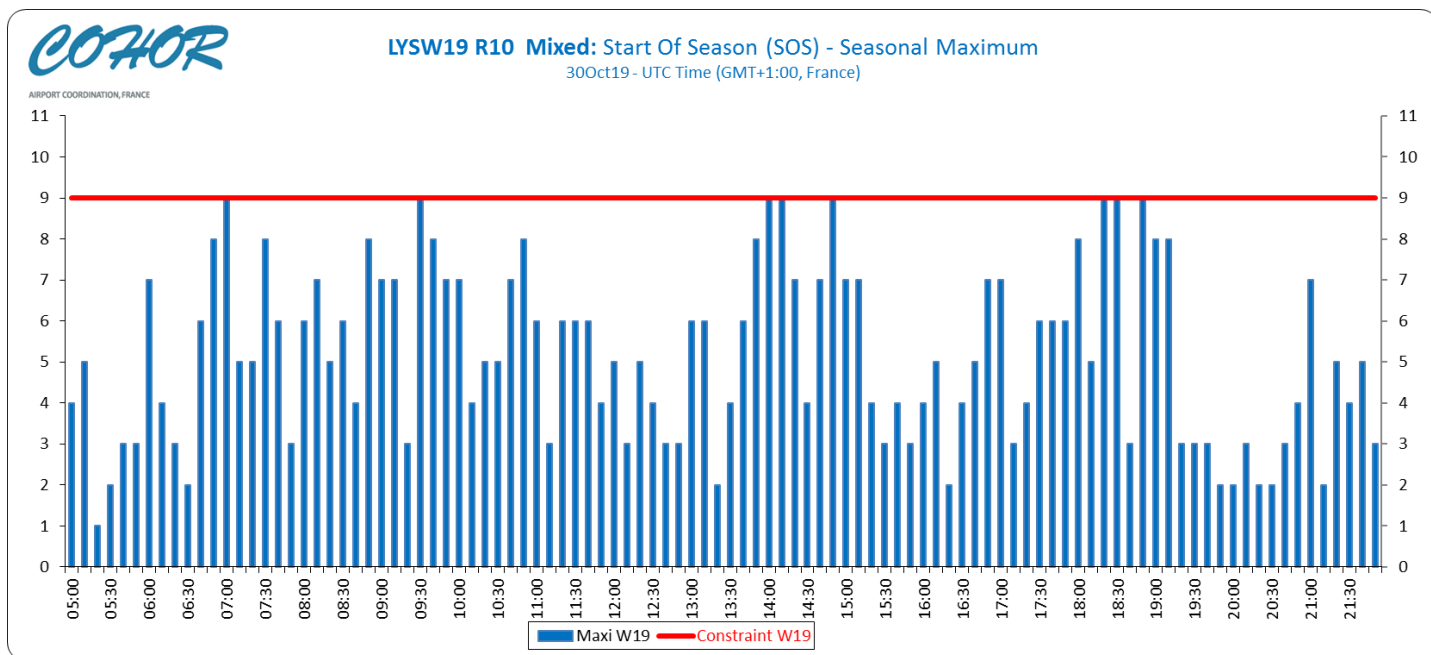
### LYSW19 R10 Arrival



### LYSW19 R10 Departure



LYSW19 R10 Mixed



## Slots allocation by operator

Airline	Total Slot
AEGEAN AIRLINES	38
AER LINGUS	298
AEROFLOT RUSSIAN AIRLINES	624
AIR ALGERIE	1538
AIR ARABIA MAROC	438
AIR CANADA	160
AIR CORSICA	291
AIR FRANCE	15831
AIR MALTA	132
AIR NOSTRUM	616
AIR TRANSAT	4
AIRCOMPANY ARMENIA	50
AirHorizont	4
AIR-MEDITERRANEAN	2
ALBA STAR	4
ASL Airlines Belgium	426
ASL AIRLINES FRANCE	379
AUSTRIAN AIRLINES	490
Blue Air Aviation	88
Braathens Regional Airlines	72
BRITISH AIRWAYS	962
Brussels Airlines	770
Chalair Aviation	860
CITYJET	2
CODE ASSISTANT AVIAPARTNER	3
CORENDON AIRLINES EUROPE	6
EASYJET AIRLINE	794
EASYJET EUROPE	7284
EMIRATES	302
ENTER AIR	68
EUROPEAN AIR TRANSPORT	394
EUROWINGS	756
FEDEX EXPRESS	334
FINNAIR	34
FLEET AIR	2
Fly Egypt	24
FLYBE	188
FREE BIRD AIRLINES	20
FREEBIRD AIRLINES EUROPE LIMITED	16
GETJET Airlines	10
HIFLY LTD	2
IBERIA EXPRESS	308
JET2.COM	62
KLM	1182

Airline	Total Slot
LUFTHANSA	2286
LUXAIR	3
NEOS	4
Nile Air	6
Norwegian Air International Ltd	62
NOUVELAIR TUNISIE	312
ONUR AIR	2
PEGASUS AIRLINES	440
PICHARD EXE HANDLING	12
PRIVILEGE STYLE LINEAS AREAS	4
REGOURD AVIATION	2
ROYAL AIR MAROC	452
SMARTLYNX ITALIA	8
SPACE AERO HANDLING	2
STAR AIR	432
TAP PORTUGAL	668
TAROM	28
THY TURKISH AIRLINES	616
TITAN AIRWAYS	4
TRANSAVIA FRANCE	1265
TRAVEL SERVICE AIRLINES	88
TUI fly Belgium	4
TUNISAIR	612
TWIN-JET	704
UKRAINE INTL AIRLINES	4
VOLGA DNEPR AIRLINES	1
VOLOTEA	138
VUELING AIRLINES	484
WIZZ AIR	176