

Lyon St Exupéry Airport LYS/LFLL

Summer 2017 - Start Of Season Report

Report data extraction date: 27 March 2017

Table of contents

Evolution of allocated slots at the Start Of Season (SOS)	2
Slots distribution per alliance	4
Size of aircraft	5
Allocated slots by destination	6
Geographical distribution of allocated slots	8
Slots distribution by service type	8
LYS S17 - Airport Coordination Parameters	9
Graphics: Initial demand	10
Graphics: SOS Allocated slots	12
Slots allocation by operator	14

The contents of this report may not be reproduced without the written consent of COHOR.

Evolution of allocated slots at the Start Of Season (SOS)

Summer 2016 (31 weeks): 70 838 Allocated Slots

Summer 2017 (32 weeks): 70 935 Allocated Slots

Allocated slots at SOS increased by  0,14% from S16 to S17 (on average per week).

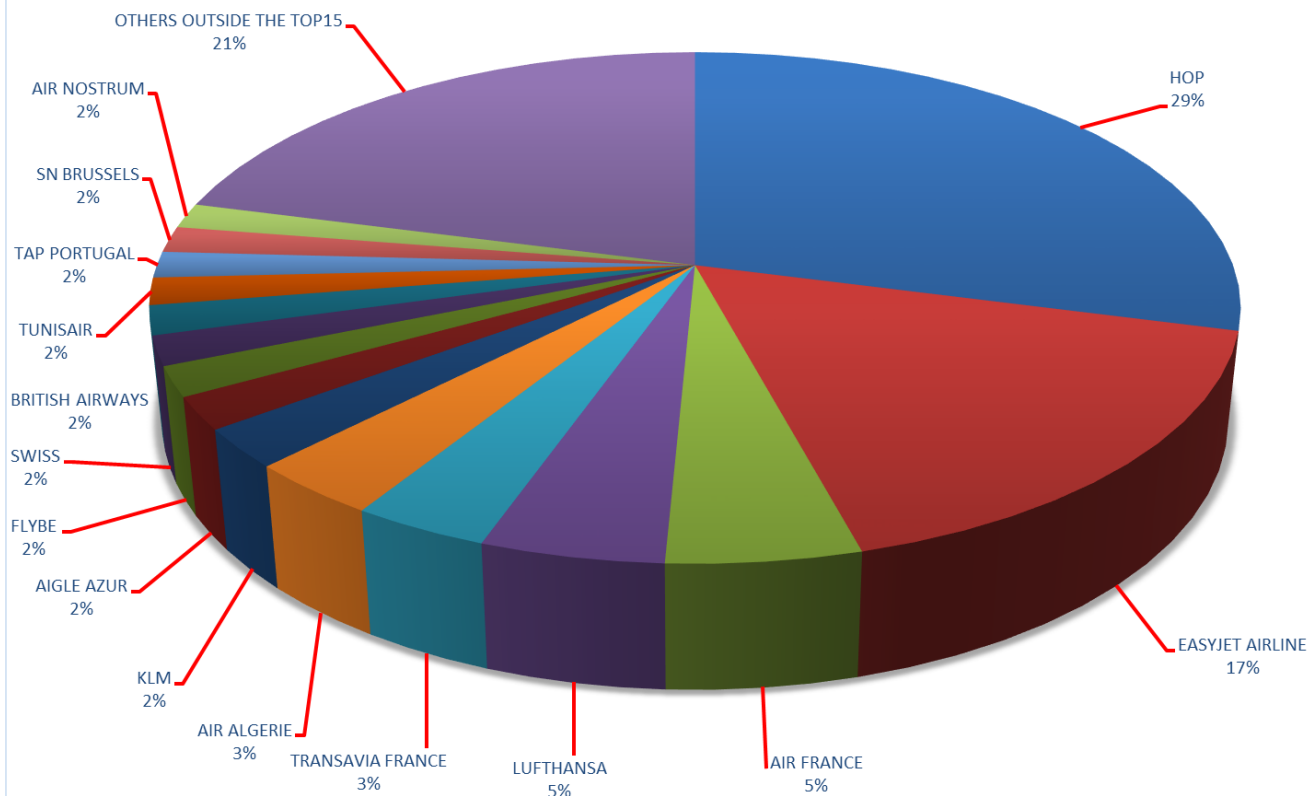
Slots Allocated OK S17: 99,17%

Total slots by operator – TOP15

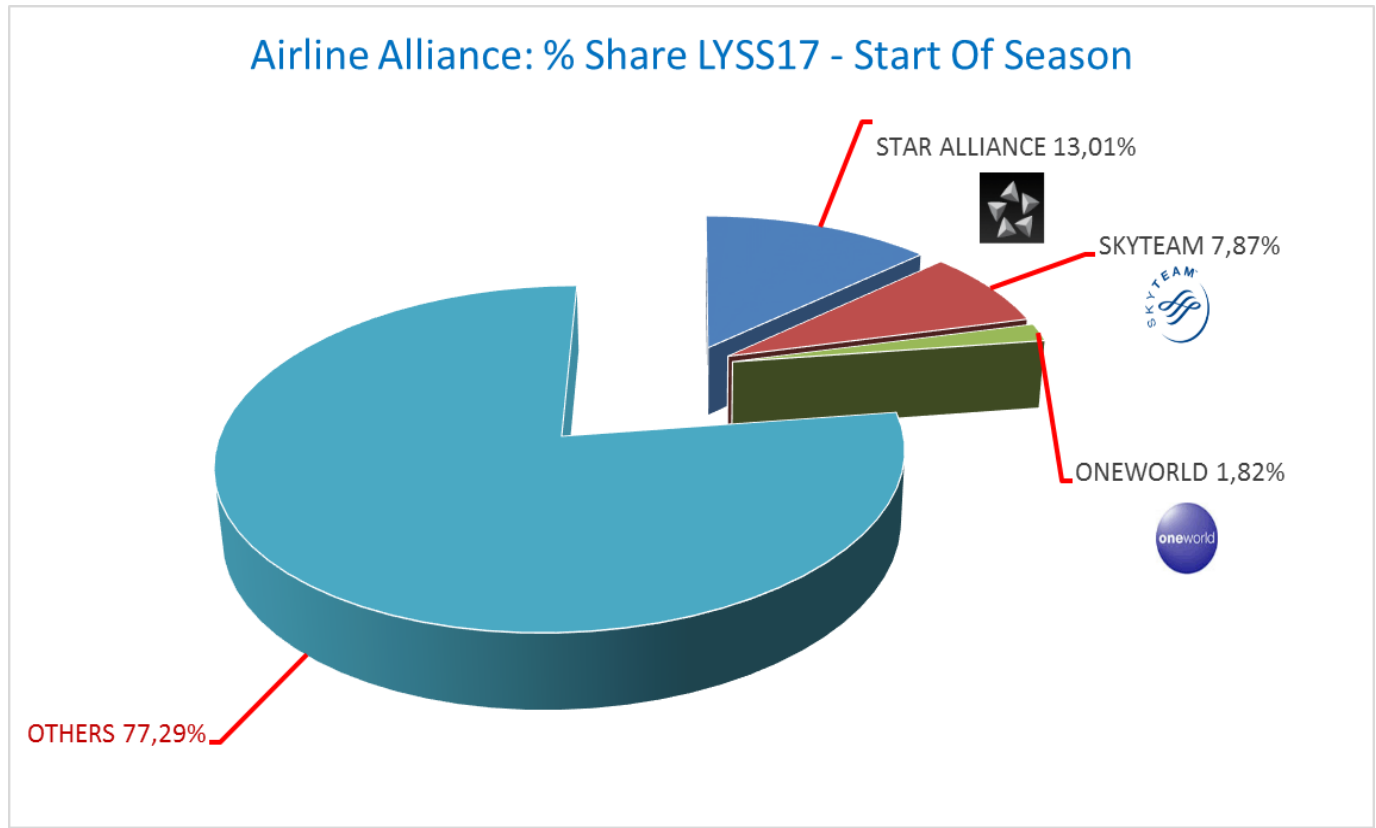
Airline	S16	%SHARE S16	S17	%SHARE S17
HOP	21386	30,19%	20321	28,65%
EASYJET AIRLINE	10906	15,40%	11693	16,48%
AIR FRANCE	3454	4,88%	3450	4,86%
LUFTHANSA	3330	4,70%	3270	4,61%
TRANSAVIA FRANCE	2487	3,51%	2443	3,44%
AIR ALGERIE	2232	3,15%	2408	3,39%
KLM	2170	3,06%	1728	2,44%
AIGLE AZUR TRANSPORTS AERIENS	1577	2,23%	1436	2,02%
FLYBE	1116	1,58%	1322	1,86%
SWISS INTERNATIONAL AIRLINES	1300	1,84%	1298	1,83%
BRITISH AIRWAYS	1286	1,82%	1294	1,82%
TUNISAIR	1206	1,70%	1204	1,70%
TAP PORTUGAL	1154	1,63%	1152	1,62%
SN BRUSSELS AIRLINES	1125	1,59%	1150	1,62%
AIR NOSTRUM	1056	1,49%	1104	1,56%
OTHERS	15 053	21,25%	15 662	22,08%
GRAND TOTAL	70 838	100,00%	70 935	100,00%
Part of AF/KL Group*	29 497	41,64%	27 942	39,39%

* AIRFRANCE - HOP - KLM - TRANSAVIAFRANCE - TRANSAVIAHOLLANDE

LYSS17 Start Of Season - Distribution by Airline



Slots distribution per alliance



ONEWORLD - Members Airlines (source : fr.oneworld.com 29Oct15)

AIR BERLIN - AMERICAN AIRLINES - BRITISH AIRWAYS - CATHAY PACIFIC - FINNAIR - IBERIA - JAPAN AIRLINES -
LATAM - MALAYSIA AIRLINES - QANTAS - QATAR AIRWAYS - ROYAL JORDANIAN - S7 AIRLINES - Sri Lankan Airlines - TAM

SKYTEAM - Members Airlines (source : www.skyteam.com 29Oct15)

AEROFLOT - AEROLINEAS ARGENTINAS - AEROMEXICO - AIREUROPA - AIRFRANCE - ALITALIA - CHINA AIRLINES - CHINA EASTERN AIRLINES -
CHINA SOUTHERN AIRLINES - CZECH AIRLINES - DELTA AIR LINES- GARUDA INDONESIA - KENYA AIRWAYS - KLM - KOREAN AIR
Middle East Airlines - SAUDIA -TAROM - VIETNAM AIRLINES - XIAMENAIR

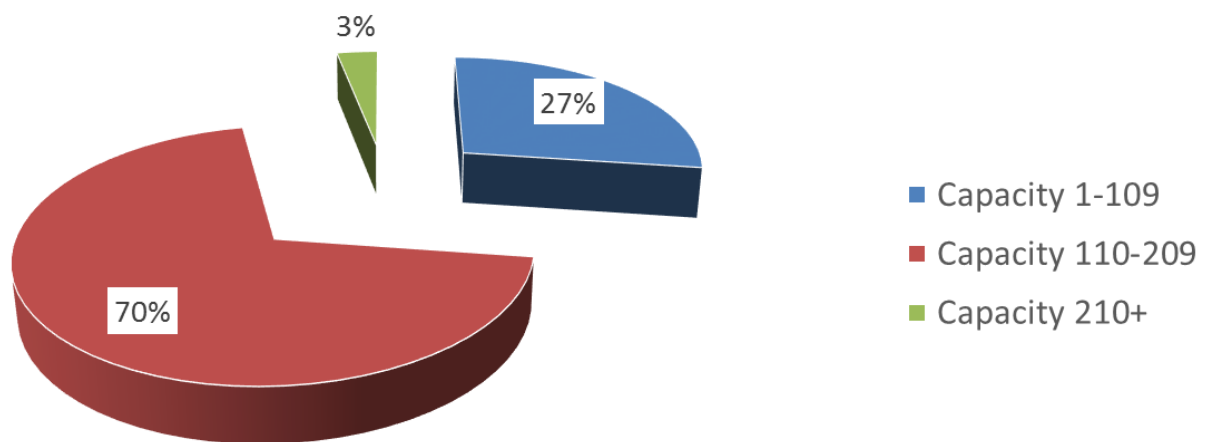
STAR ALLIANCE - Members Airlines (source : www.staralliance.com 29Oct15)

ADRIA AIRWAYS - AEGEAN AIRLINES- AIR CANADA - AIR CHINA - AIR INDIA - AIR NEW ZEALAND - ANA - ASIANA AIRLINES - AUSTRIAN AIRLINES
AVIANCA TACA HOLDINGS- BRUSSELS AIRLINES - COPAAIRLINES - CROATIA AIRLINES - EGYPTAIR - ETHIOPIAN AIRLINES - EVA AIR
LOT POLISH AIRLINES - LUFTHANSA - SCANDINAVIAN AIRLINES - SHENZHEN AIRLINES - SINGAPORE AIRLINES - SOUTH AFRICAN AIRWAYS
SWISS - TAP PORTUGAL - THAI - TURKISH AIRLINES - UNITED

Size of aircraft

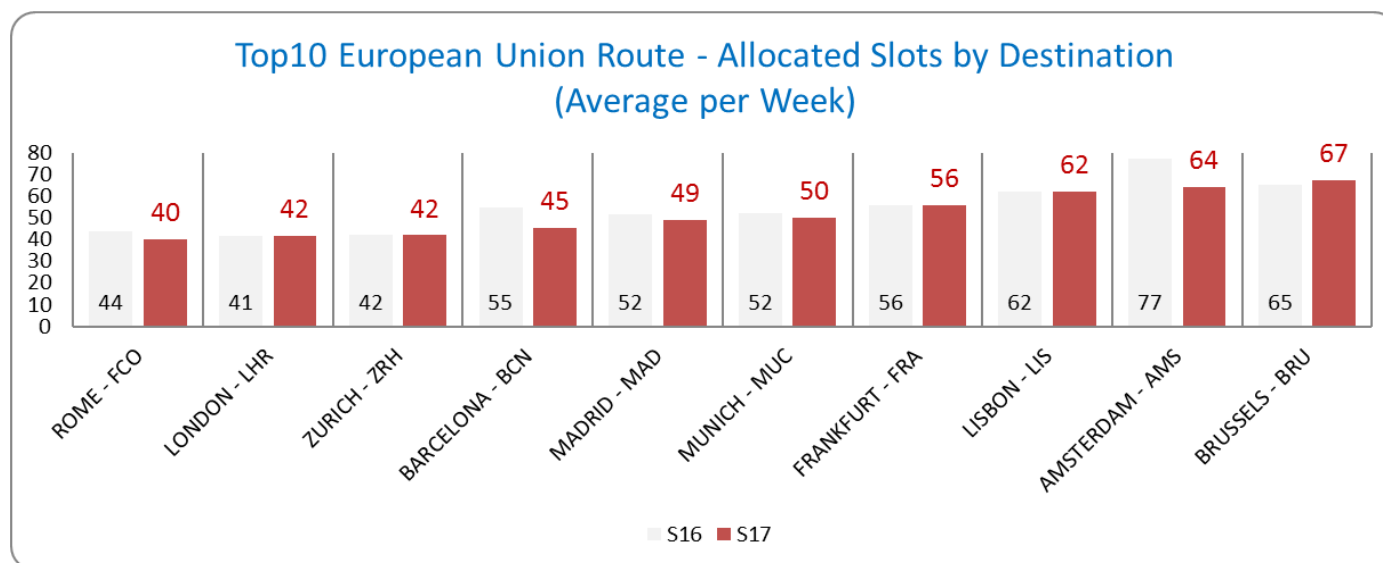
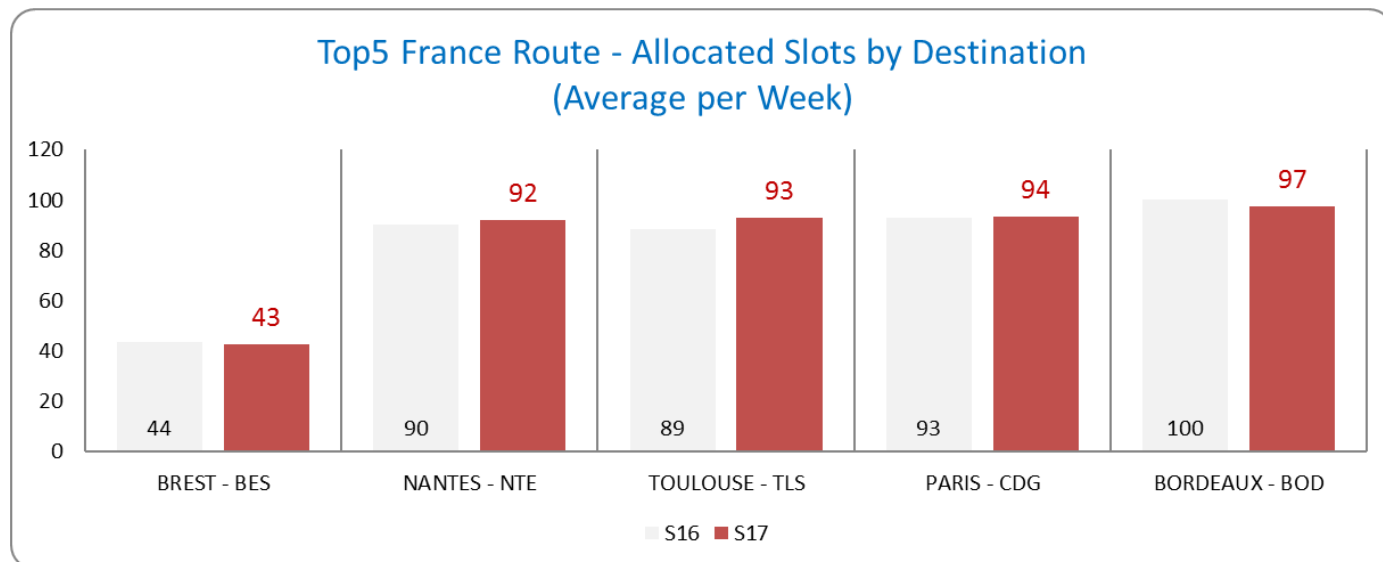
	S16	S17	Evolution
Average Size of Aircraft (Seats)	127	131	3,8%
Total Passenger Seat Offer	8 579 902	8 909 630	3,8%

LYSS17: Passenger Aircraft Size Distribution

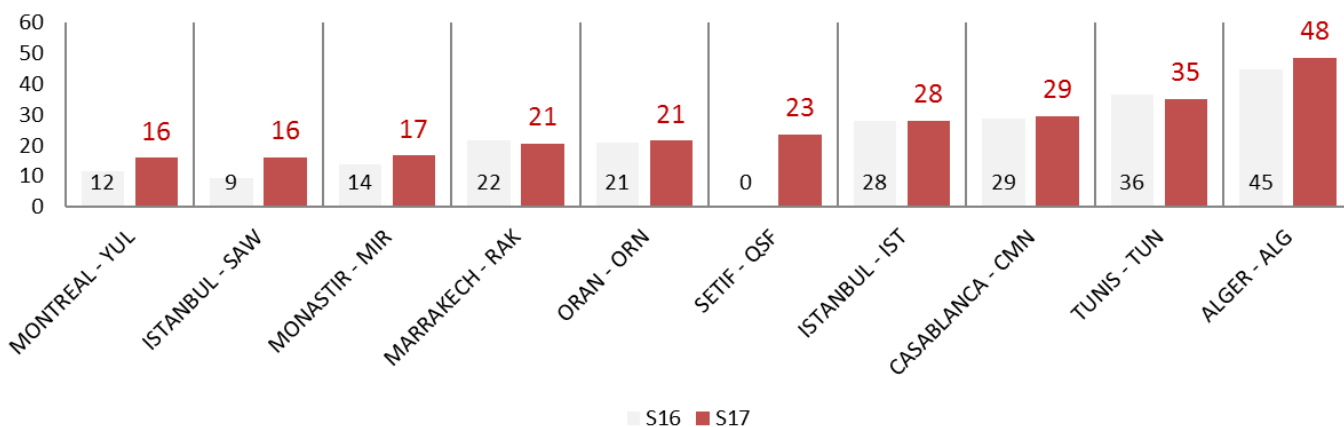


Allocated slots by destination

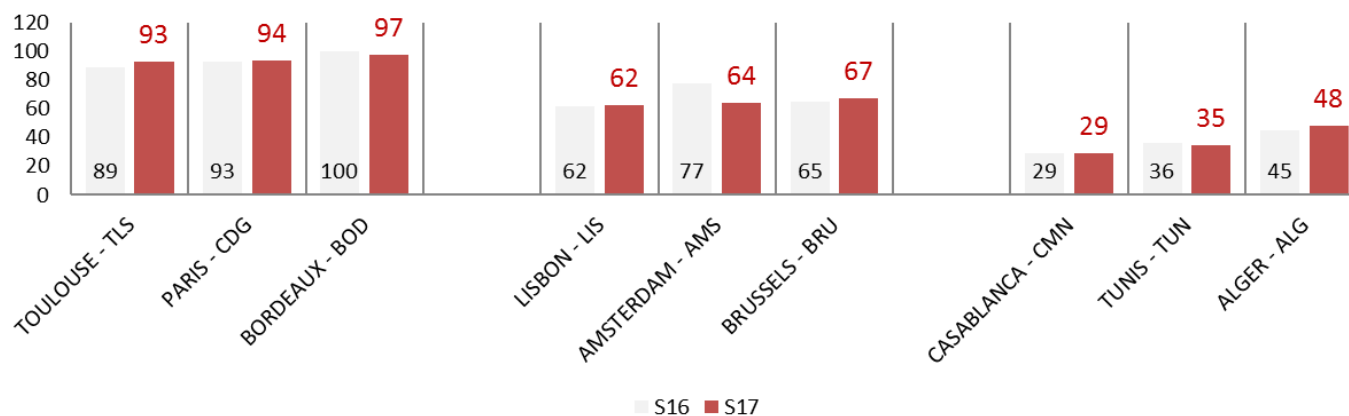
(LYSS17 vs LYSS16)



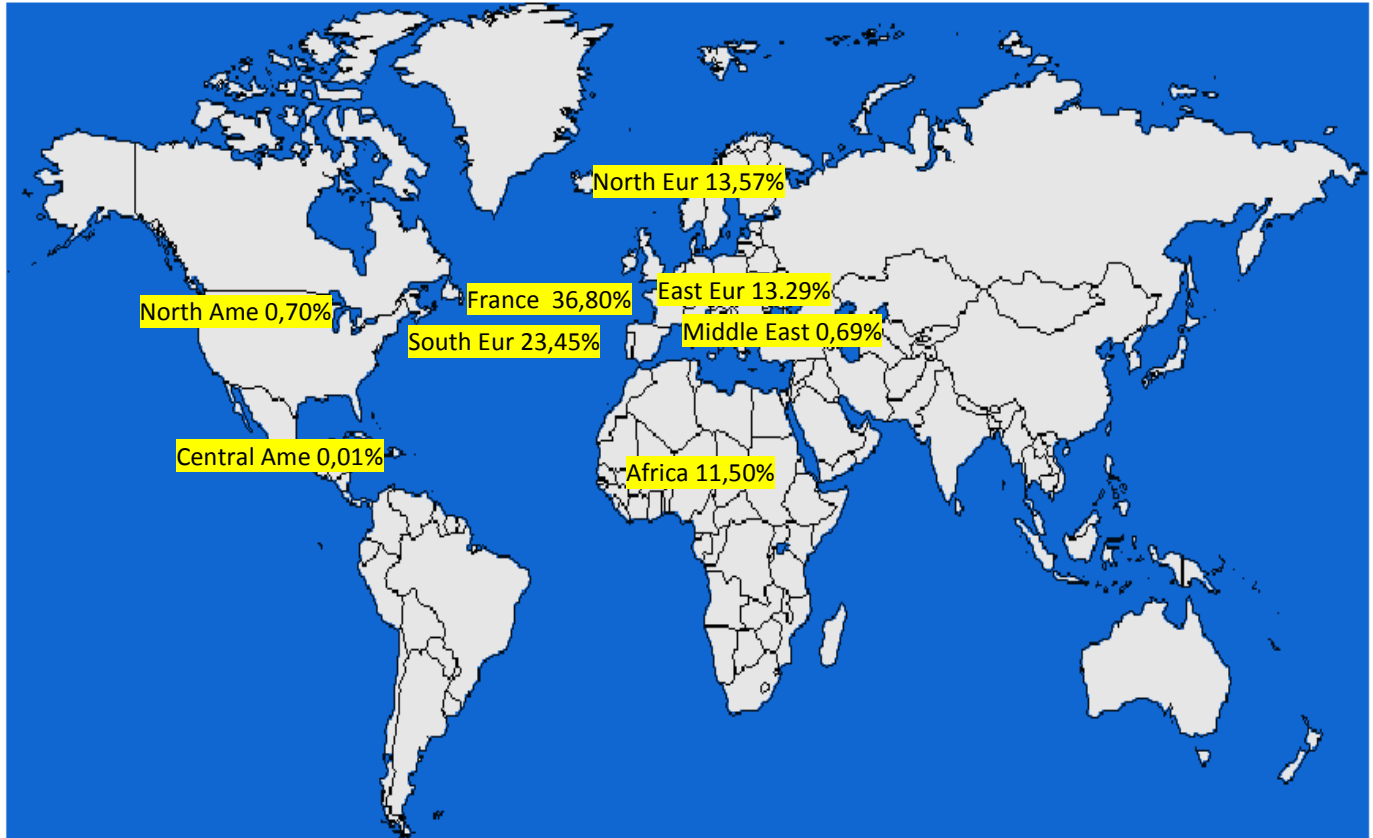
Top 10 International Route - Allocated Slots by Destination
(Average per Week)



Comparison of first 3 destinations for each group
Allocated Slots by Destination
(Average per Week)



Geographical distribution of allocated slots



Slots distribution by service type

	S17	S16
Group Services for All Destinations	S17	S16
Regular Services	92,93%	92,86%
Freight Services	3,99%	3,72%
Charter Services	2,62%	2,79%
Technical Services	0,43%	0,60%
Others	0,03%	0,02%

LYS S17 - Airport Coordination Parameters

Runway scheduling limits :

From summer S14, following the increase of capacity allowed by runway works on Lyon airport, the order of October 4th, 2013 modifies the runway constraints as follows:

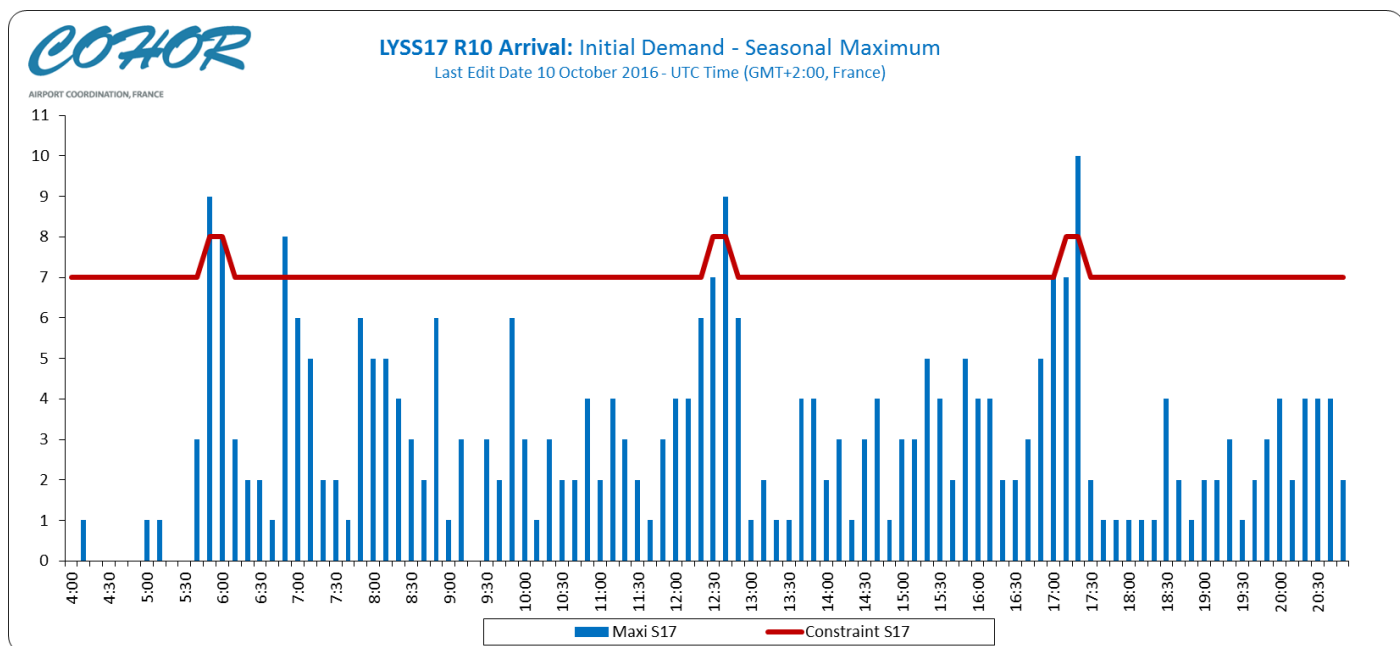
CONTRAINTES PISTES LYS S17								
Heure locale	Arrivées	Arrivées	Arrivées	Départs	Départs	Départs	Total	Total
	/60 min	/40 min	/10 min	/60 min	/40 min	/10 min	/60 min	/10 min
06:00-06:59		27	7		27	7	53	9
07:00-09:59			7*			7*		
10:00-13:59	38/heure		7	38/heure		7		
14:00-15:59	glissante par		7*	glissante par		7*		
16:00-17:59	pas de 10		7	pas de 10		7		
18:00-20:59	minutes		7*	minutes		7*		
21:00-22:59			7			7		

7* means that during a rolling time period, maximum 8 movements can be accepted during two periods of 10 minutes, 7 movements during the subsequent four periods of 10 minutes, in compliance with the corresponding runway constraints.

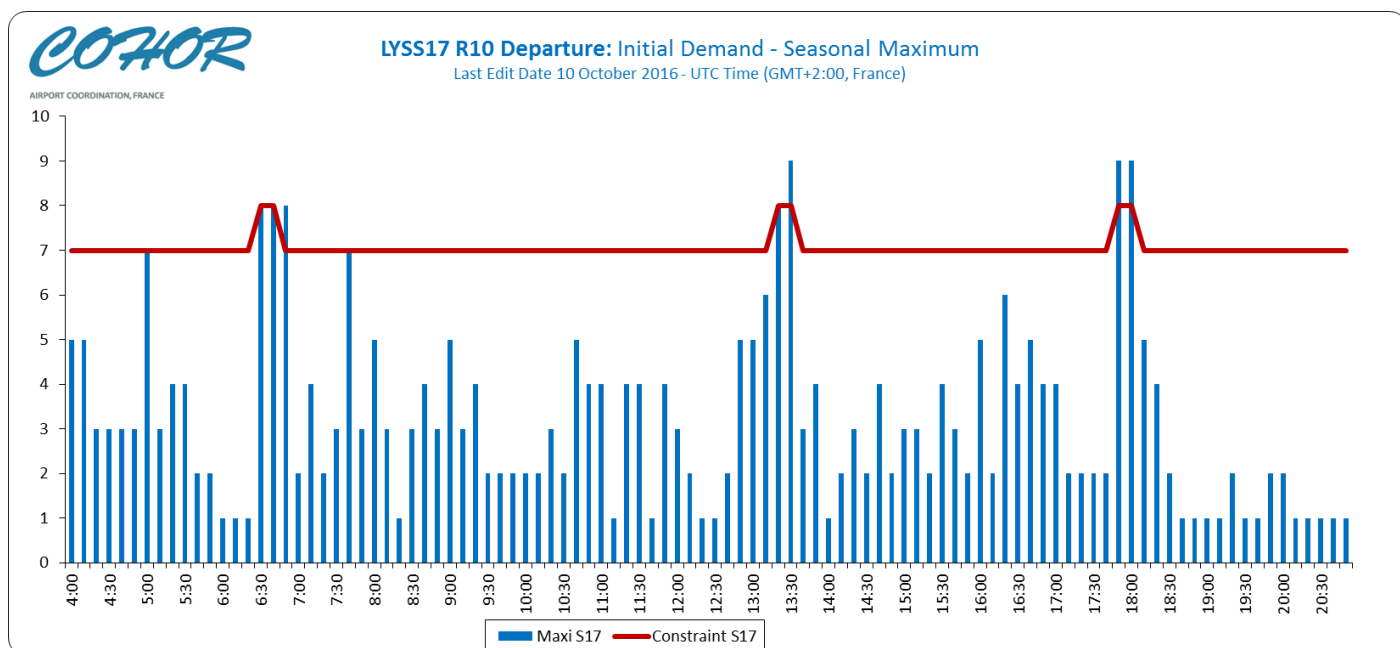
Terminal constraints : None

Graphics: Initial demand

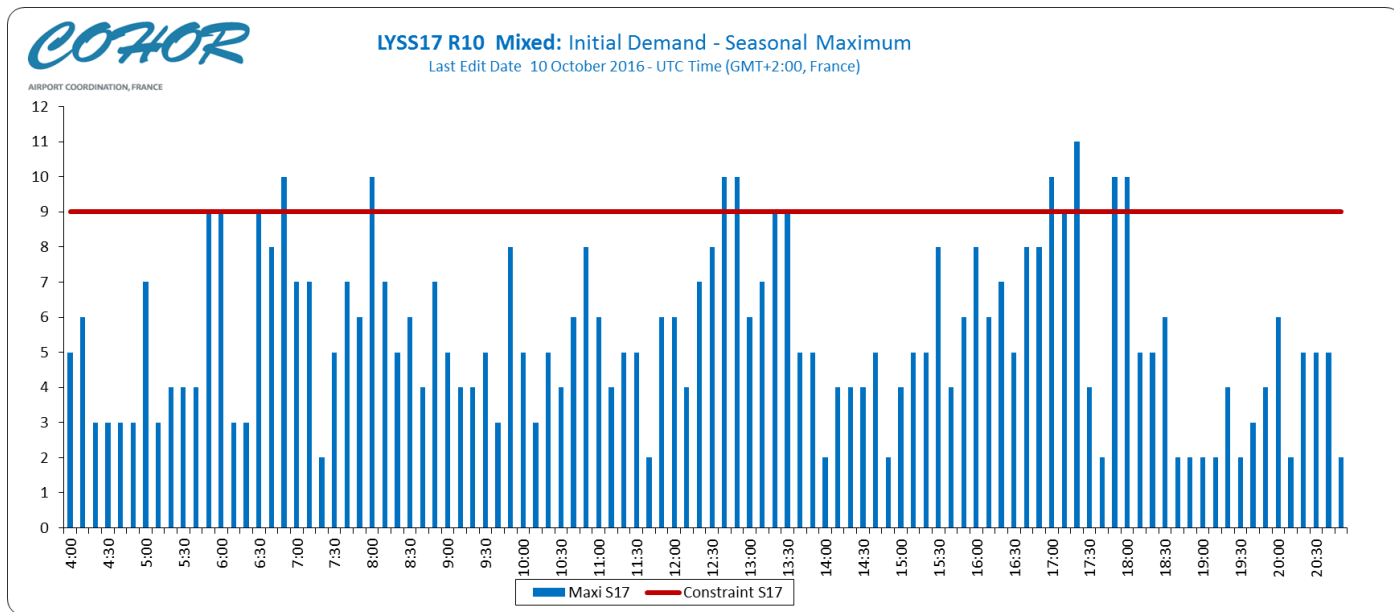
LYSS17 R10 Arrival



LYSS17 R10 Departure

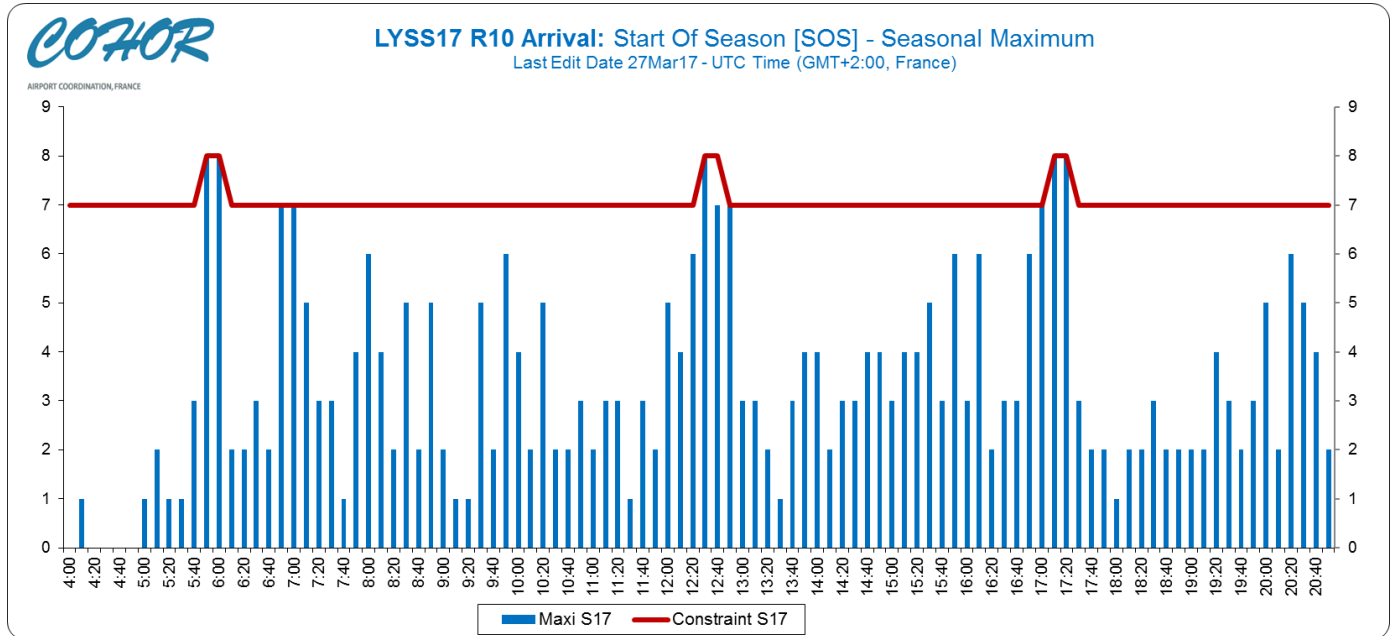


LYSS17 R10 Mixed

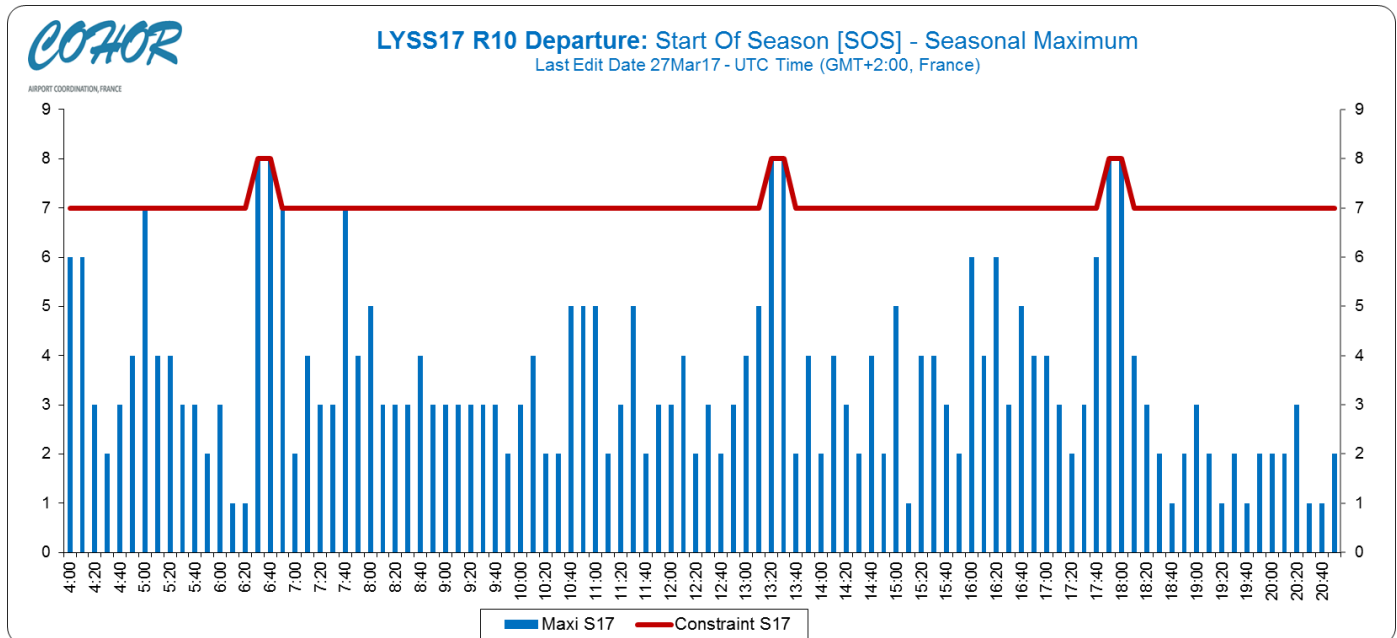


Graphics: SOS Allocated slots

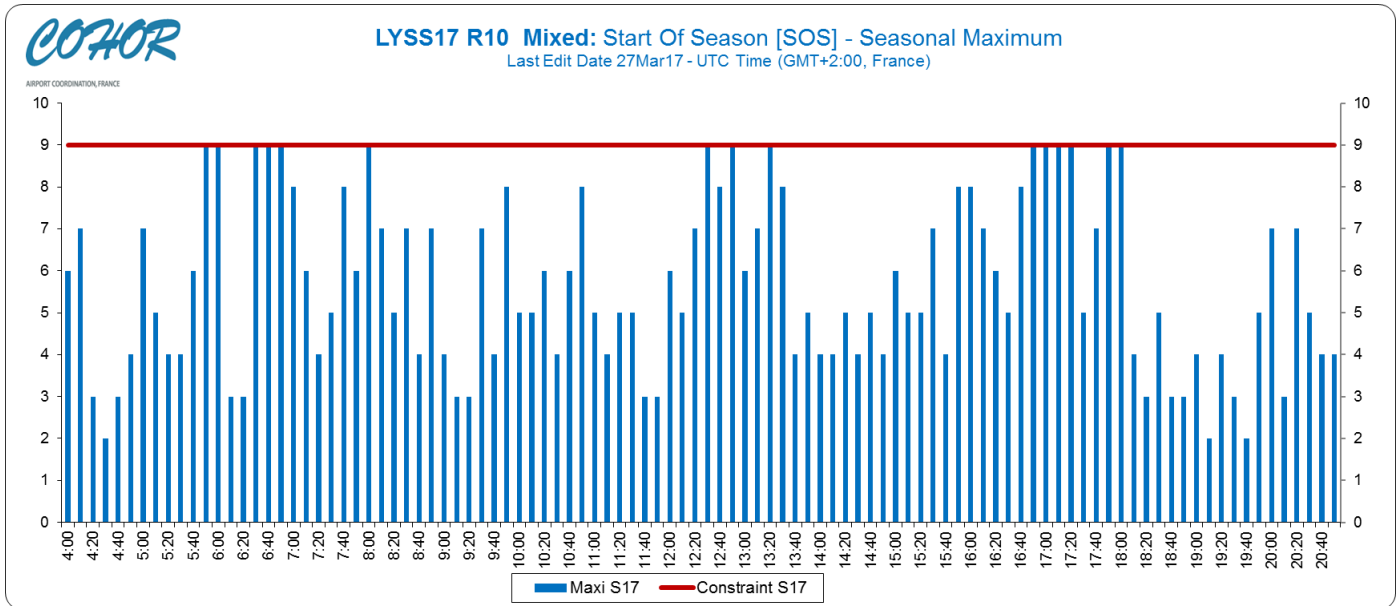
LYSS17 R10 Arrival



LYSS17 R10 Departure



LYSS17 R10 Mixed



Slots allocation by operator

Airline	Total Slot
AEGEAN AIRLINES	44
AER LINGUS	278
AEROFLOT RUSSIAN AIRLINES	246
AIGLE AZUR TRANSPORTS AERIENS	769
AIR ALGERIE	1 300
AIR ARABIA MAROC	158
AIR CANADA	158
AIR CORSICA	164
AIR EUROPA	2
AIR FRANCE	2 316
AIR MALTA	2
AIR NOSTRUM	547
ALITALIA	4
ASL AIRLINES FRANCE	258
AUSTRIAN AIRLINES	472
BLUE AIR-AIRLINE	84
BRITISH AIRWAYS	856
CHALAIR	386
CODE ASSISTANT AVIAPARTNER	6
CORENDON AIRLINES	14
CORSAIR	42
EASYJET AIRLINE	6 070
EMIRATES	252
ENTER AIR	16
EUROPEAN AIR TRANSPORT	418
EUROWINGS	452
FEDEX EXPRESS	330
FLYBE	1 168
GERMANIA FLUGGESELLSCHAFT	4
GERMANWINGS	122
HOP	14 366
IBERIA EXPRESS	168
JETAIRFLY	133
JET2.COM	30
KLM	864
LIMITLESSAIRWAYS	10
LUFTHANSA	2 146
LUXAIR	14
MONARCH AIRLINES	34
NETJETS TRANSPORTES AEREOS S.A.	4
NOUVELAIR TUNISIE	86

Airline	Total Slot
PEGASUS AIRLINES	194
PICHARD EXE HANDLING	5
ROYAL AIR MAROC	464
SCANDINAVIAN AIRLINES	4
Smartlynx Airlines Estonia	10
SN BRUSSELS AIRLINES	730
SPACE AERO HANDLING	2
STAR AIR	412
SWIFTAIR	40
SWISS INTERNATIONAL AIRLINES	834
TAP PORTUGAL	742
THY TURKISH AIRLINES	504
TNT AIRWAYS	420
TRANSAVIA FRANCE	784
TRAVEL SERVICE AIRLINES	132
TUNISAIR	618
TWIN-JET	346
VUELING AIRLINES	462
XL AIRWAYS FRANCE	90