

Paris - Charles de Gaulle Airport
CDG/LFPG

Summer 2019 - Start Of Season Report

Report data extraction date: 01 April 2019

Table of contents

EVOLUTION OF ALLOCATED SLOTS AT THE START OF SEASON (SOS) 2

TOTAL SLOTS BY OPERATOR – TOP15 2

SLOTS DISTRIBUTION PER ALLIANCE 4

SIZE OF AIRCRAFT 5

ALLOCATED SLOTS BY DESTINATION 6

GEOGRAPHICAL DISTRIBUTION OF ALLOCATED SLOTS 8

SLOTS DISTRIBUTION BY SERVICE TYPE 8

CDG S19 - AIRPORT COORDINATION PARAMETERS 9

GRAPHICS : INITIAL DEMAND 10

GRAPHICS : SOS ALLOCATED SLOTS 12

SLOTS ALLOCATION BY OPERATOR 14

The contents of this report may not be reproduced without the written consent of COHOR.

Evolution of allocated slots at the Start Of Season (SOS)

Summer 2018 (31 weeks): 313161 Allocated Slots

Summer 2019 (30 weeks): 315650 Allocated Slots

Allocated slots at SOS increased by  4,16% from S18 to S19 (on average per week).

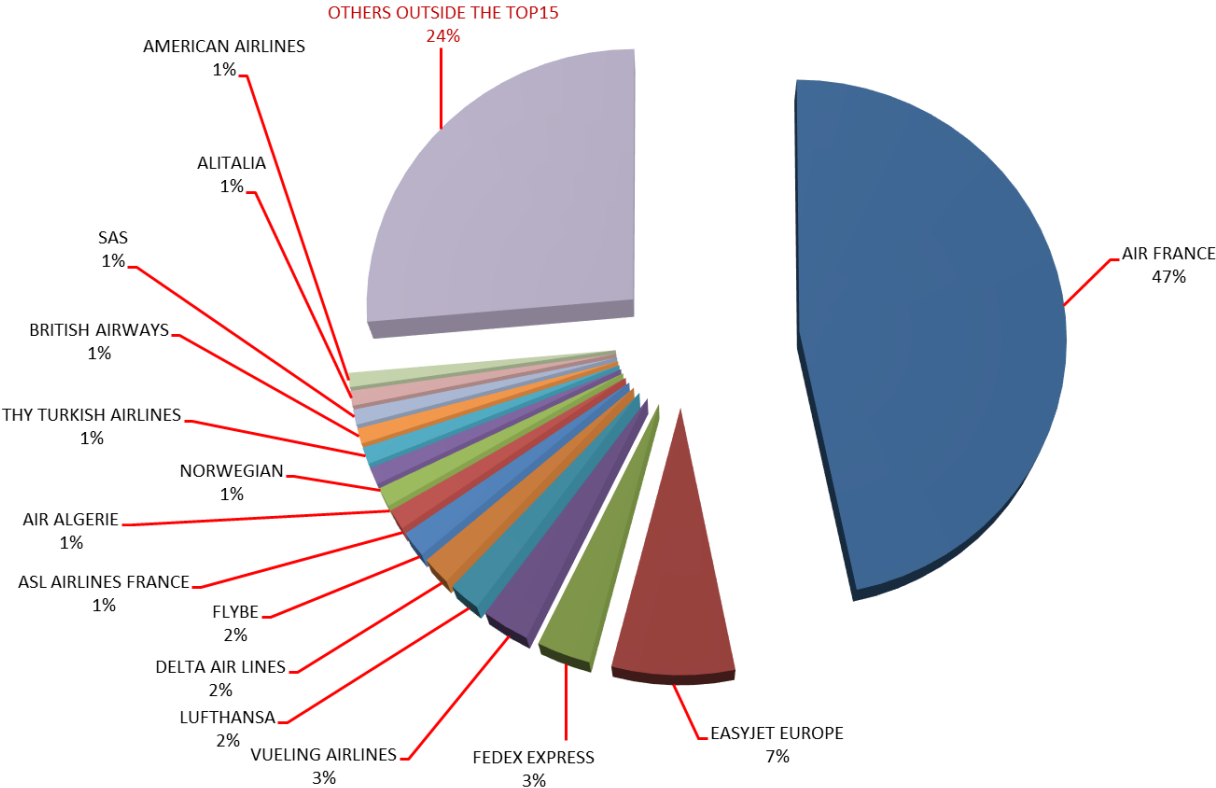
Slots Allocated OK S19: 98,11%

Total slots by operator – TOP15

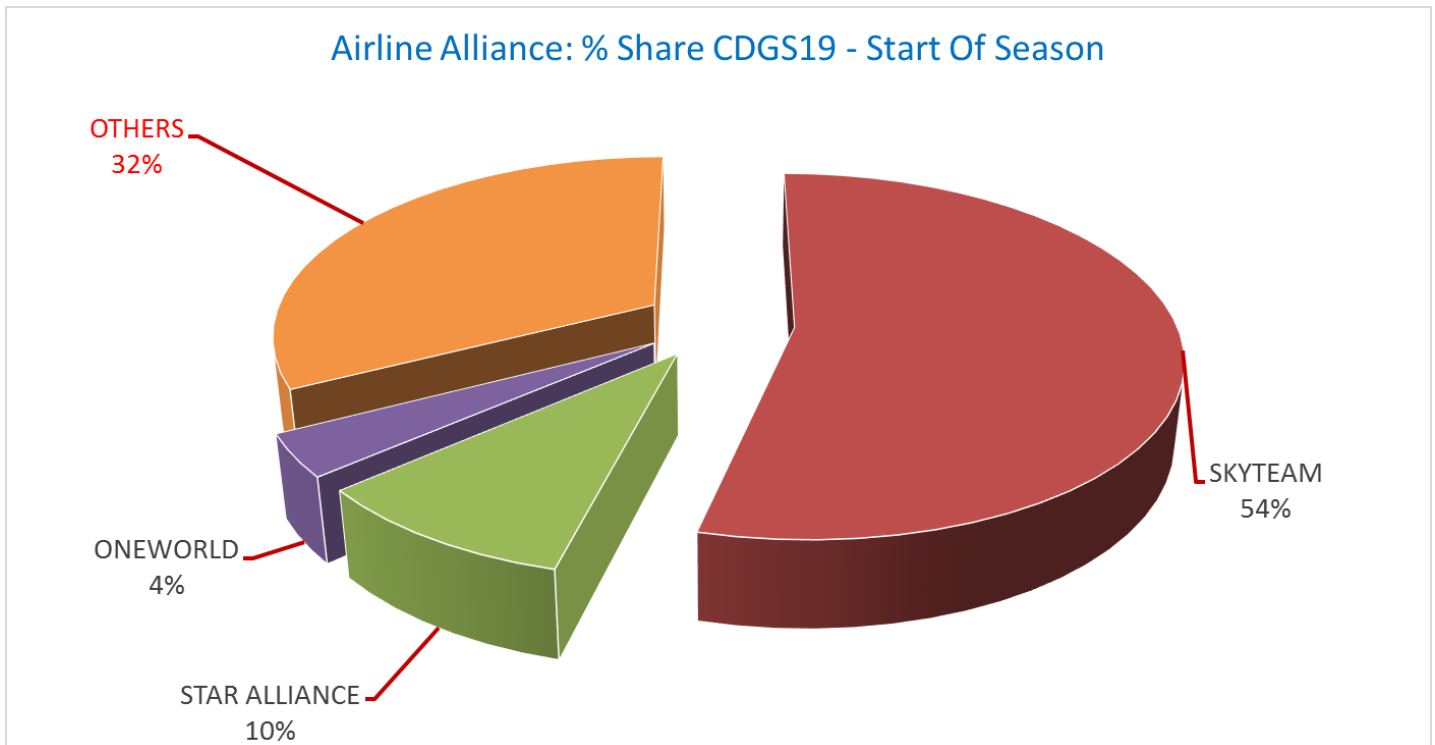
ICAO Code	Airline	S18	%SHARE S18	S19	%SHARE S19	%CHANGE (on average per week)
AFR	AIR FRANCE	152137	48,58%	147724	46,80%	0,34%
EJU	EASYJET EUROPE	20848	6,66%	22863	7,24%	13,32%
FDX	FEDEX EXPRESS	9919	3,17%	10007	3,17%	4,25%
VLG	VUELING AIRLINES	6354	2,03%	8929	2,83%	45,21%
DLH	LUFTHANSA	5683	1,81%	6026	1,91%	9,57%
DAL	DELTA AIR LINES	5522	1,76%	5476	1,73%	2,47%
BEE	FLYBE	4970	1,59%	5078	1,61%	5,58%
FPO	ASL AIRLINES FRANCE	3753	1,20%	4006	1,27%	10,30%
DAH	AIR ALGERIE	3200	1,02%	3812	1,21%	23,10%
NAX	NORWEGIAN	2326	0,74%	3347	1,06%	48,69%
THY	THY TURKISH AIRLINES	3368	1,08%	3322	1,05%	1,92%
BAW	BRITISH AIRWAYS	3046	0,97%	3022	0,96%	2,52%
SAS	SCANDINAVIAN AIRLINES	3120	1,00%	2995	0,95%	-0,81%
AZA	ALITALIA	3014	0,96%	2936	0,93%	0,66%
AAL	AMERICAN AIRLINES	2600	0,83%	2796	0,89%	11,12%
	OTHERS	83 301	26,60%	83 311	26,39%	3,35%
	GRAND TOTAL	313 161	100,00%	315 650	100,00%	4,15%
	Part of AF/KL Group*	154 601	49,37%	150 110	47,56%	0,33%

* AIRFRANCE - HOP - KLM - TRANSAVIAFRANCE - TRANSAVIAHOLLANDE

CDGS19 Start Of Season - Distribution by Airline



Slots distribution per alliance



ONEWORLD - Members Airlines (source : fr.oneworld.com 01Apr19)

AMERICAN AIRLINES - BRITISH AIRWAYS - CATHAY PACIFIC - FINNAIR - IBERIA - JAPAN AIRLINES -
LATAM - MALAYSIA AIRLINES - QANTAS - QATAR AIRWAYS - ROYAL JORDANIAN - S7 AIRLINES - Sri Lankan Airlines

SKYTEAM - Members (source : www.skyteam.com 01Apr19)

AEROFLOT - AEROLINEAS ARGENTINAS - AEROMEXICO - AIR EUROPA - AIRFRANCE - ALITALIA - CHINA AIRLINES - CHINA EASTERN -
CZECH AIRLINES - DELTA - GARUDA INDONESIA - KENYA AIRWAYS - KLM - KOREAN AIR - MEA - SAUDIA -
TAROM - VIETNAM AIRLINES - XIAMENAIR

STAR ALLIANCE - Members Airlines (source : www.staralliance.com 01Apr19)

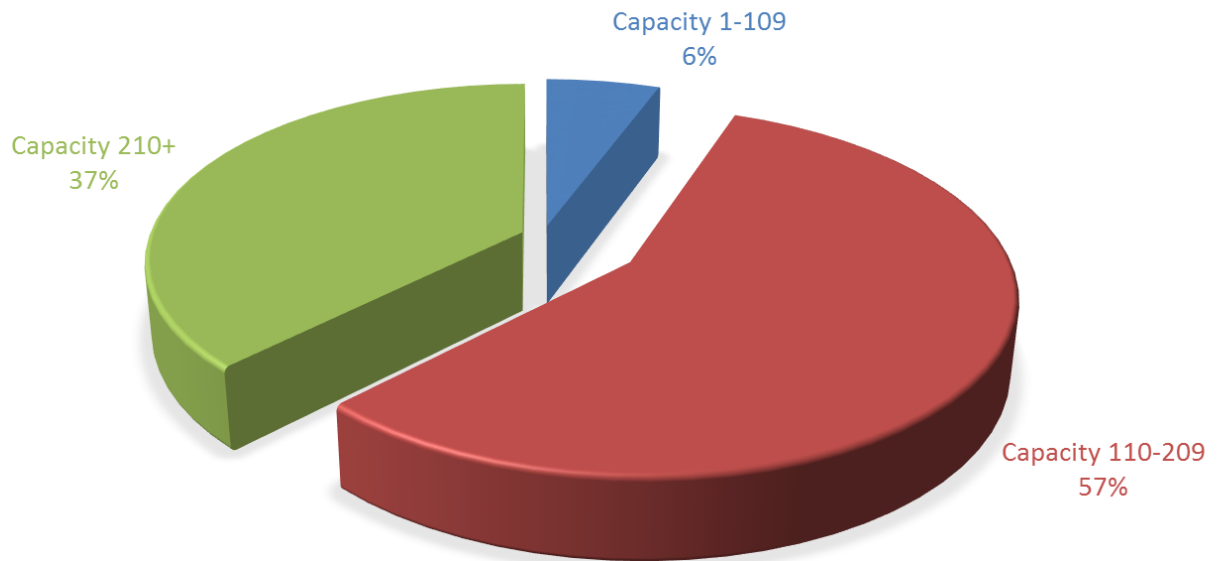
ADRIA - AEGEAN - AIR CANADA - AIR CHINA - AIR INDIA - AIR NEW ZEALAND - ANA - ASIANA AIRLINES - AUSTRIAN -
AVIANCA TACA - BRUSSELS AIRLINES - COPA AIRLINES - CROATIA AIRLINES - EGYPTAIR - ETHIOPIAN - EVA AIR
LOT POLISH AIRLINES - LUFTHANSA - SCANDINAVIAN AIRLINES - SHENZHEN AIRLINES - SINGAPORE AIRLINES - SOUTH AFRICAN AIRWAYS
SWISS - TAP PORTUGAL - THAI - TURKISH AIRLINES - UNITED

Size of aircraft

	S18	S19	Evolution
Average Size of Aircraft (Seats)	195	197	0,9%
Total Passenger Seat Offer	57 198 790	58 227 348	N/A

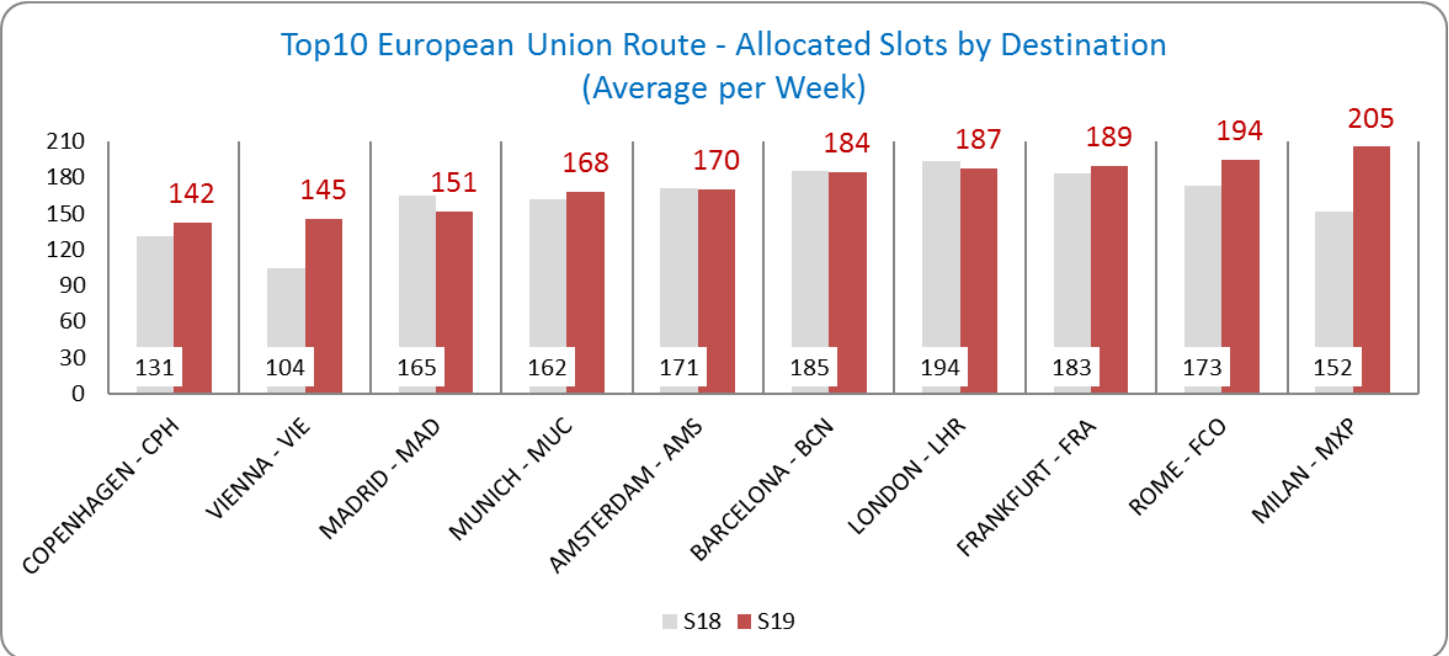
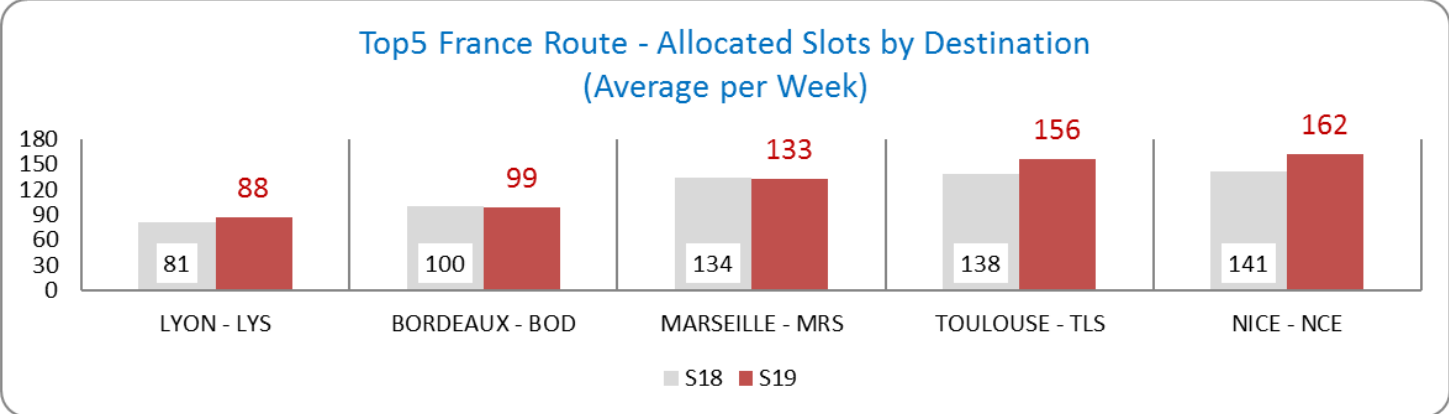
*N/A DUE TO DIFFERENT NUMBER OF WEEK BETWEEN S18 (31W) and S19 (30W)

CDGS19: PASSENGER AIRCRAFT SIZE DISTRIBUTION

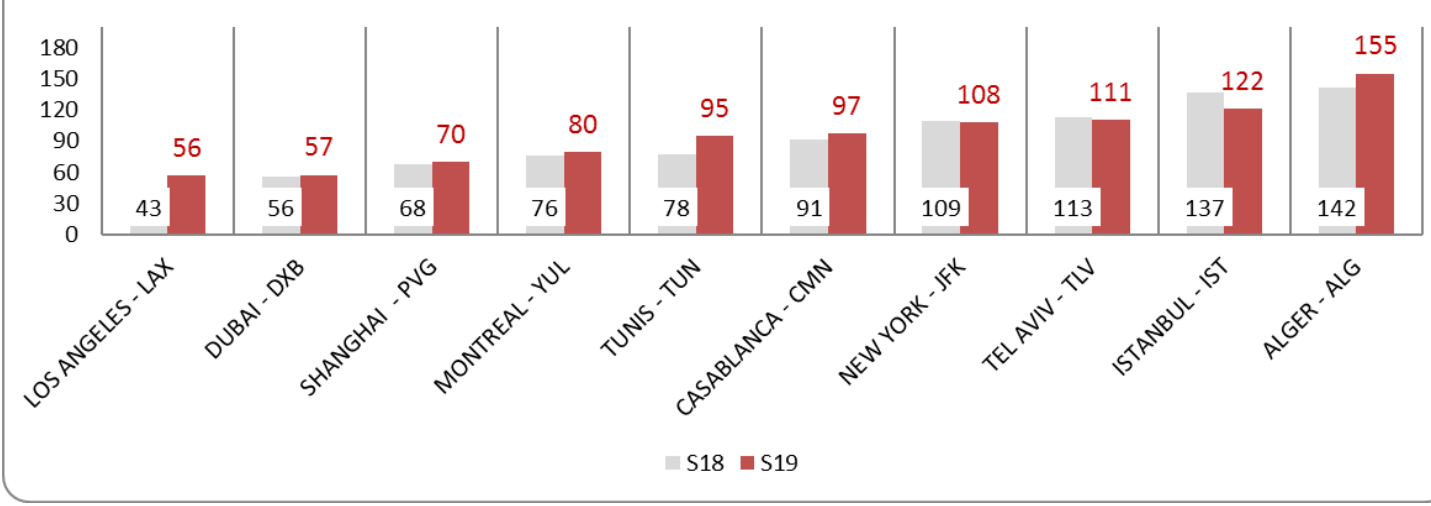


Allocated slots by destination

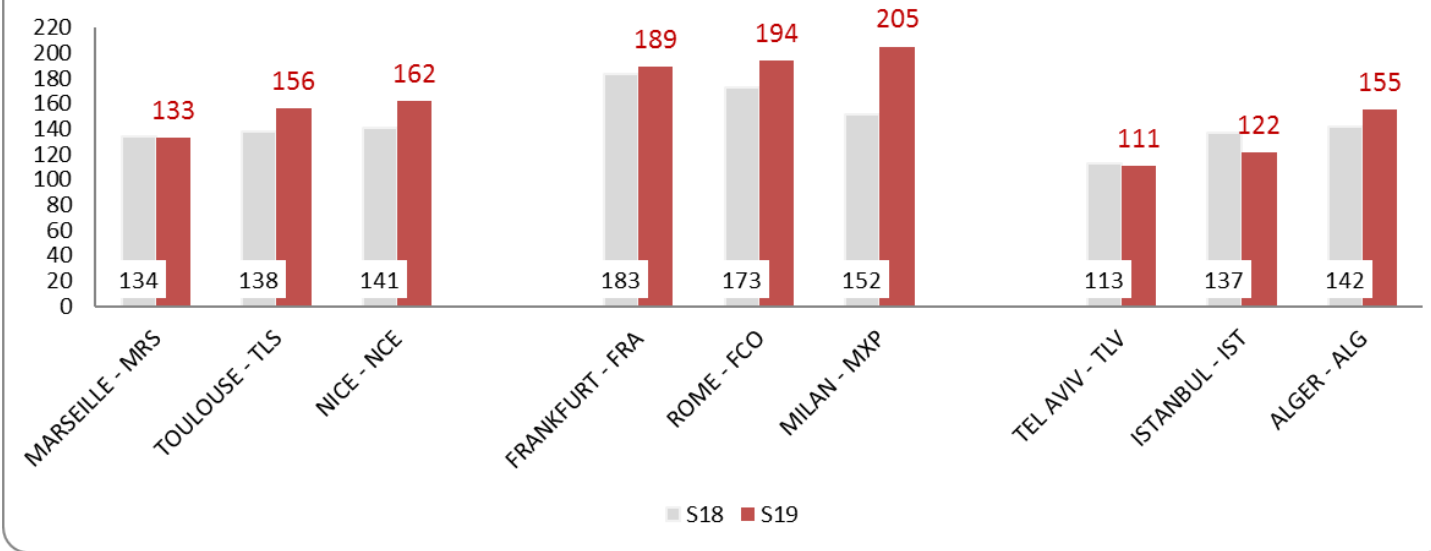
(CDGS18 vs CDGS19)



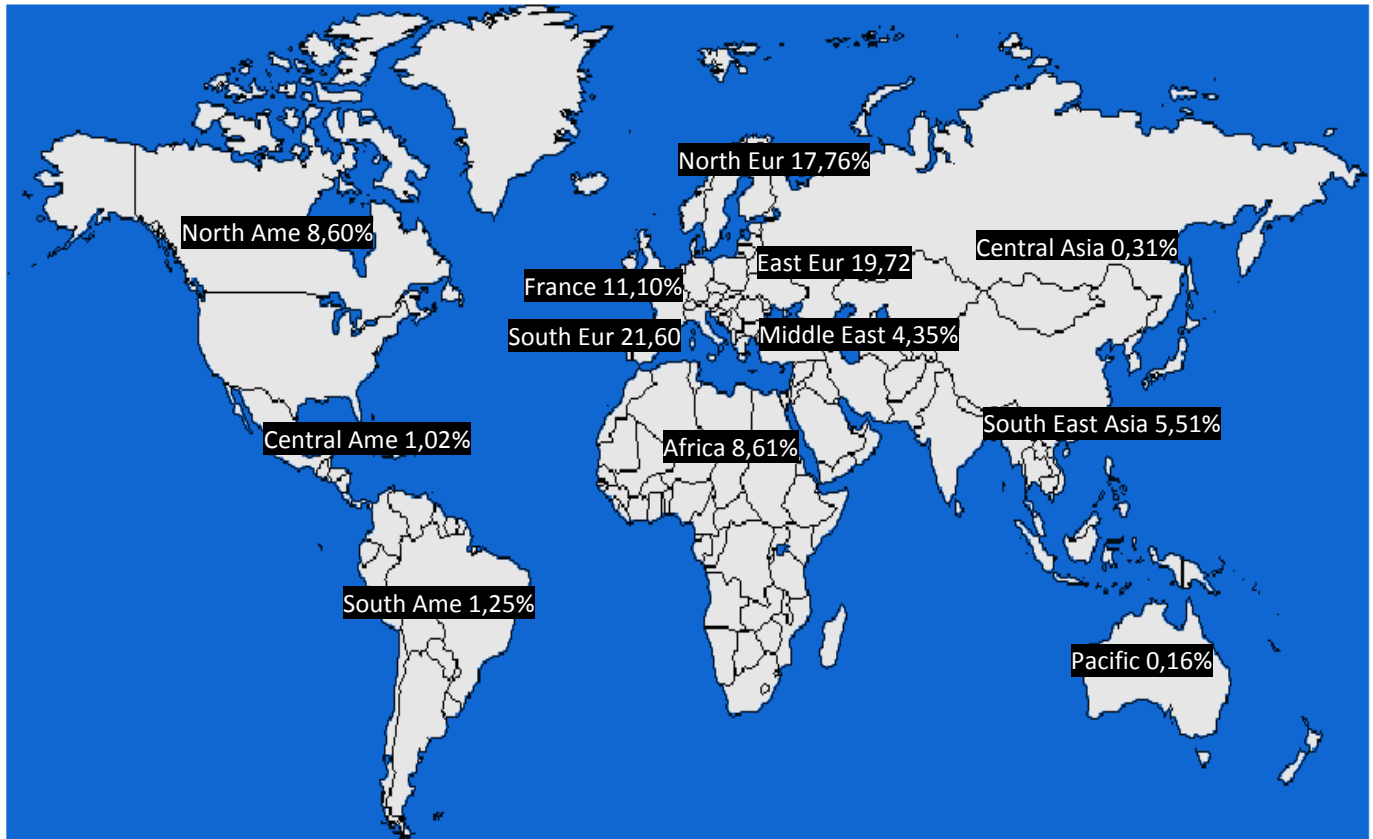
Top10 International Route - Allocated Slots by Destination
 (Average per Week)



Comparison of first 3 destinations for each group
 Allocated Slots by Destination
 (Average per Week)



Geographical distribution of allocated slots



Slots distribution by service type

Group Services for All Destinations	S19	S18
Regular Services	91,96%	92,13%
Freight Services	5,73%	5,89%
Charter Services	1,75%	1,63%
Technical Services	0,55%	0,34%
Others	0,01%	0,01%

CDG S19 - Airport Coordination Parameters

Runway scheduling limits:

Order of October 11th, 2016 updating the modified order of October 19th, 1999 set the airport capacity of Paris-Charles-de-Gaulle:

CDG RUNWAY CAPACITY S19							
Local time	Arrivals /10 min	Arrivals /hour	Arrivals per rolling hour /10min	Departures /10 min	Departures /hour	Departures per rolling hour /10min	Total arrivals + departures /hour
0 h à 0 h 59	7 (6)	30	73	7 (6)	25	78	40
1 h à 1 h 59	7 (6)	20	73	7 (6)	25	78	40
2 h à 2 h 59	7 (6)	20	73	7 (6)	20	78	32
3 h à 3 h 59	7 (6)	20	73	7 (6)	20	78	32
4 h à 4 h 59	7 (6)	20	73	7 (6)	20	78	32
5 h à 5 h 59	7 (6)	30	73	7 (6)	25	78	40
6 h à 6 h 59	11 (1)	41	73	7 (6)	38	78	67
7 h à 7 h 59	12 (3)	50	73	13(2)	66	78	103
8 h à 8 h 59	13 (1)	62	73	12 (3)	62	78	109
9 h à 9 h 59	12 (3)	62	73	13 (2)	64	78	120
10 h à 10 h 59	12 (3)	60	73	13 (1)	67	78	111
11 h à 11 h 59	12 (3)	61	73	13 (1)	63	78	112
12 h à 12 h 59	12 (3)	54	73	13 (2)	65	78	111
13 h à 13 h 59	12 (3)	55	73	13 (3)	70	78	110
14 h à 14 h 59	13 (3)	58	73	13 (1)	63	78	105
15 h à 15 h 59	13 (1)	56	73	13 (1)	65	78	108
16 h à 16 h 59	11 (6)	56	73	13 (1)	63	78	107
17 h à 17 h 59	13 (3)	61	73	12 (3)	62	78	107
18 h à 18 h 59	13 (1)	60	73	13 (2)	62	78	111
19 h à 19 h 59	13 (3)	63>64	73	12 (3)	62	78	109
20 h à 20 h 59	13 (1)	56	73	14 (1)>14 (2)	64	78	108
21 h à 21 h 59	12 (3)	53	73	13 (1)>13 (2)	53>55	78	97>99
22 h à 22 h 59	12 (2)	46	73	11 (6)	41	78	80
23 h à 23 h 59	8 (6)	40	73	10 (6)	30	78	62

The acronym N (M) means that during the corresponding hour, a maximum of N movement can be scheduled for M period of 10 minutes, N-1 movement during the 6-M others periods of 10 minutes, provided that the other constraints in the corresponding hour are not exceeded.

Terminal constraints:

The maximum departing passengers flows per hour by terminal are:

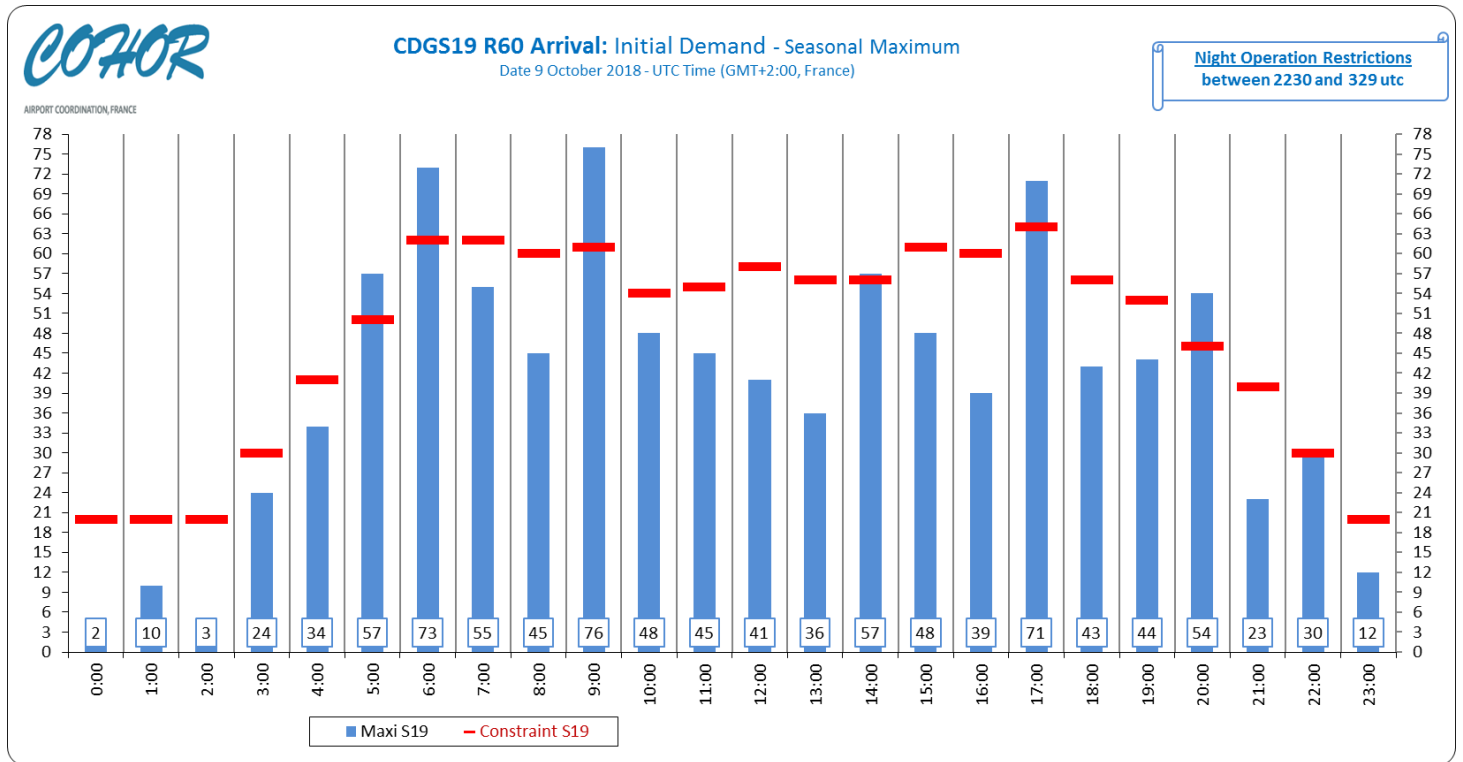
Terminal 1 : 2100
Terminal 2A : 1000
Terminal 2C : 800
Terminal 2D : 1200
Terminal 2E : 5200
Terminal 2F : 2800
Terminal 2G : 700
Terminal 3 : 1000

These constraints are implemented by COHOR to warn carriers of possible difficulties in CDG terminals.

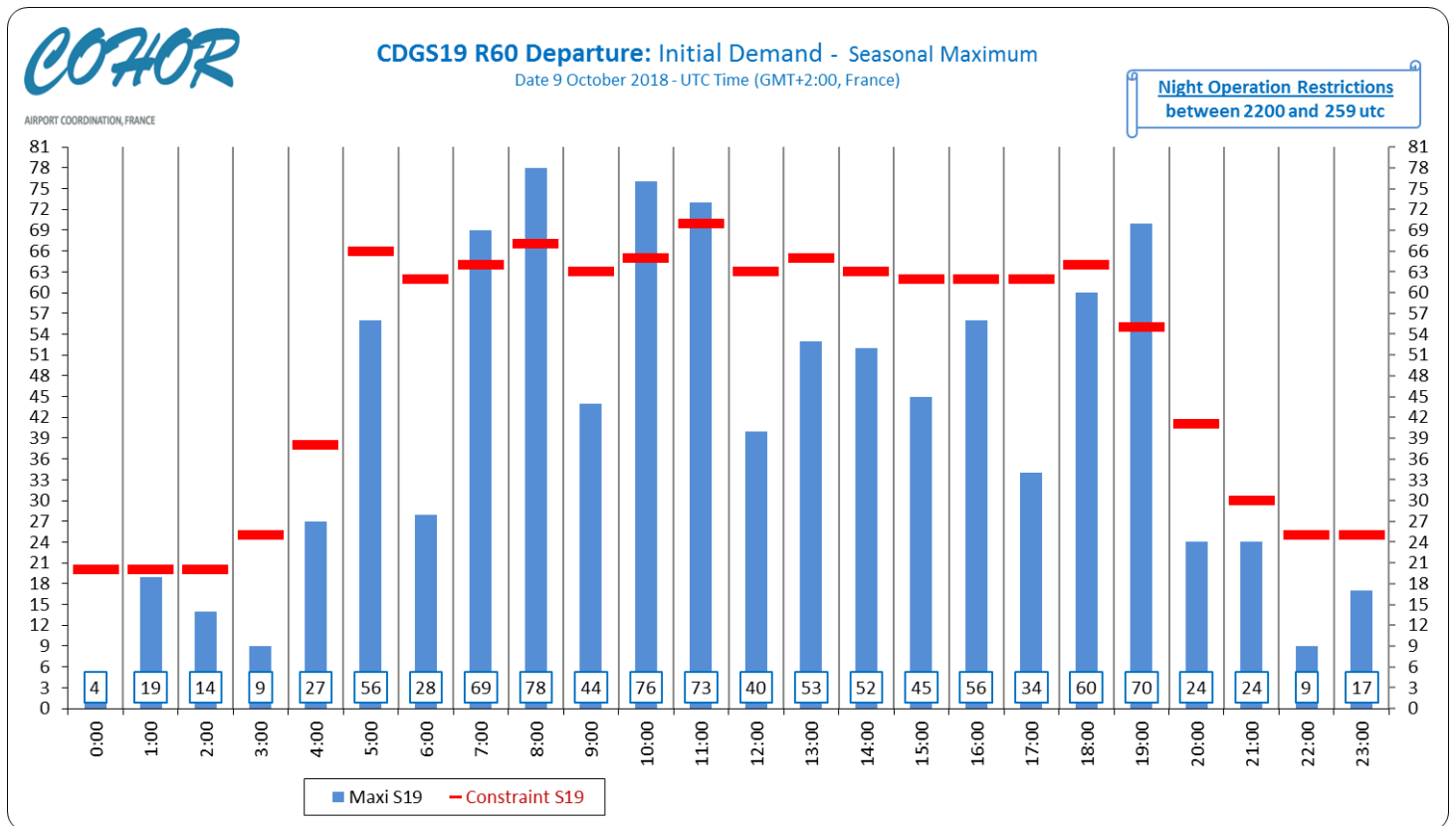
Cooperation between these carriers and Aéroports de Paris is required to find solutions.

Graphics : Initial demand

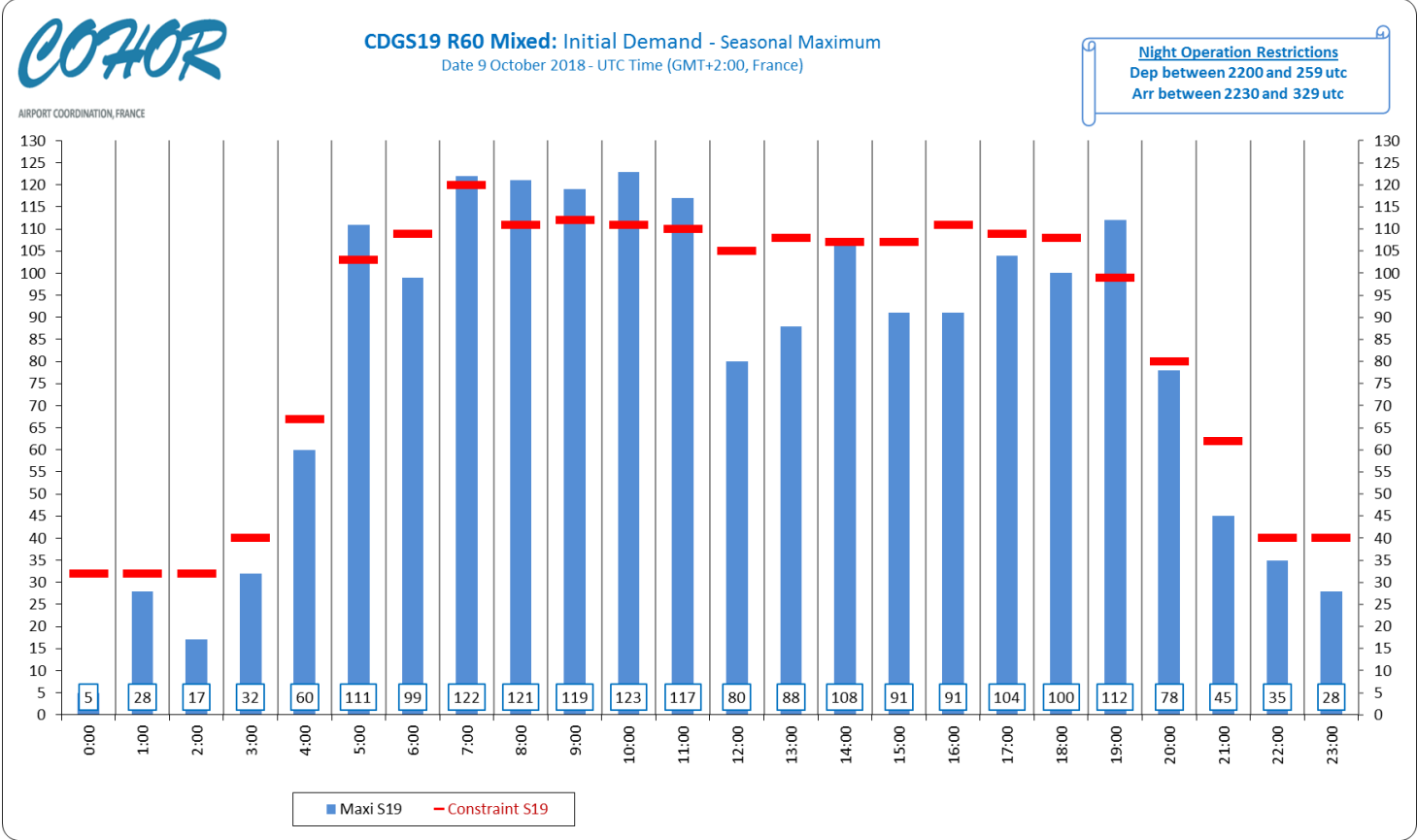
CDGS19 R60 Arrival



CDGS19 R60 Departure

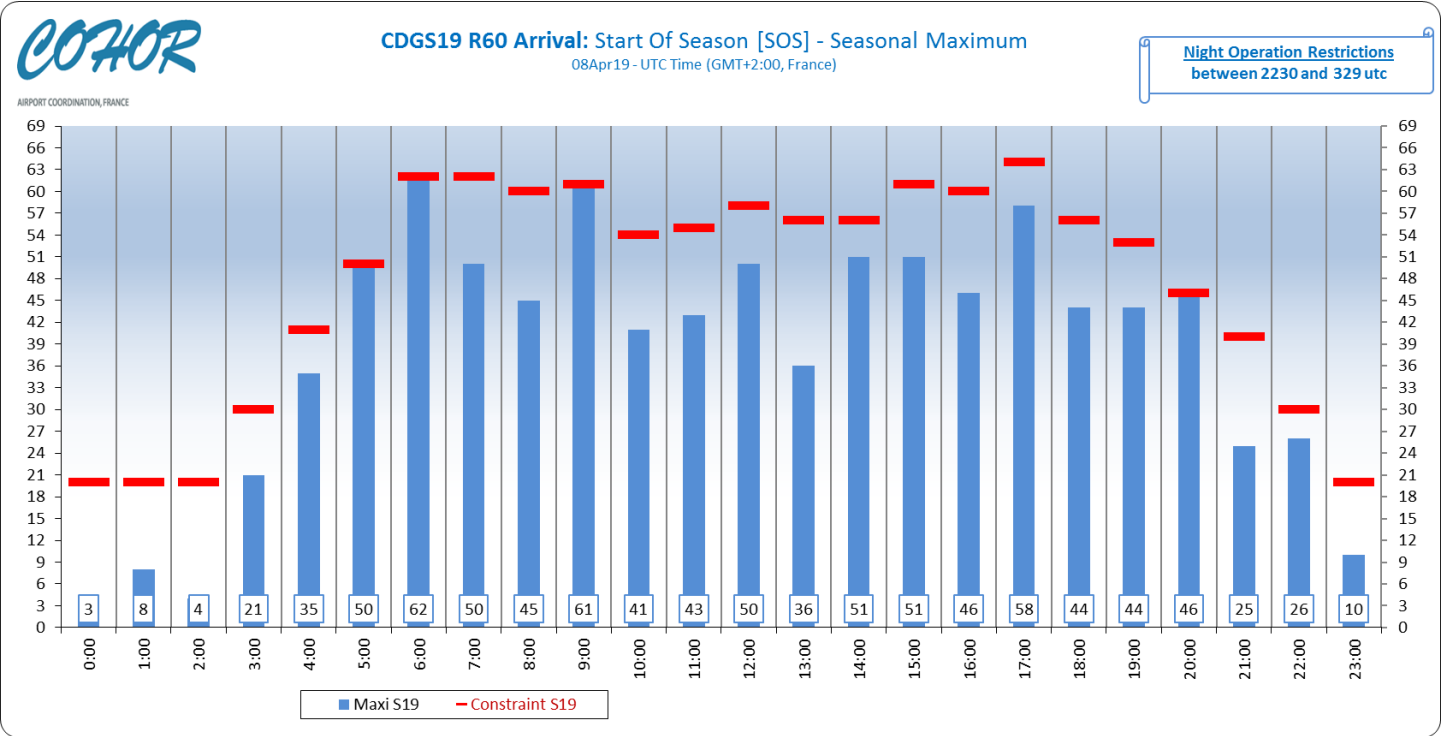


CDGS19 R60 Mixed

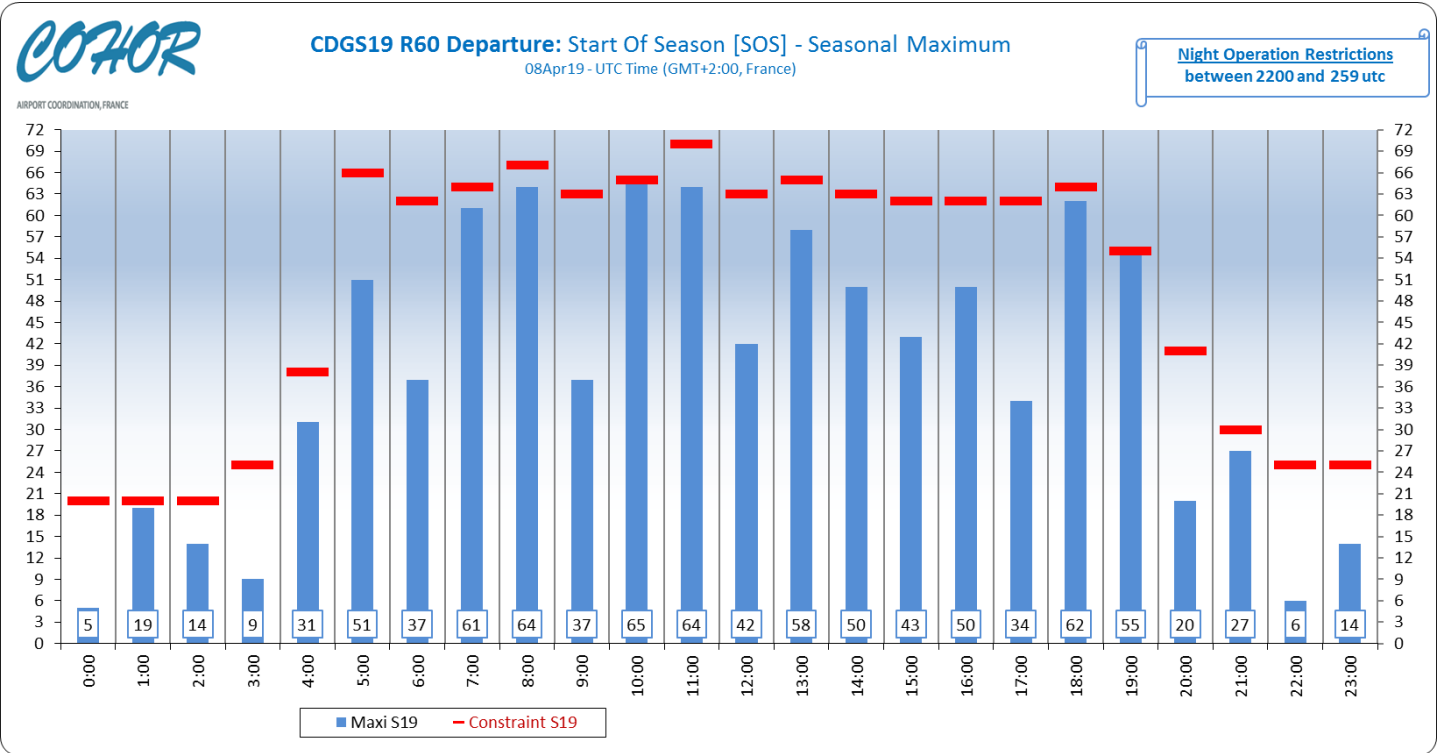


Graphics : SOS Allocated slots

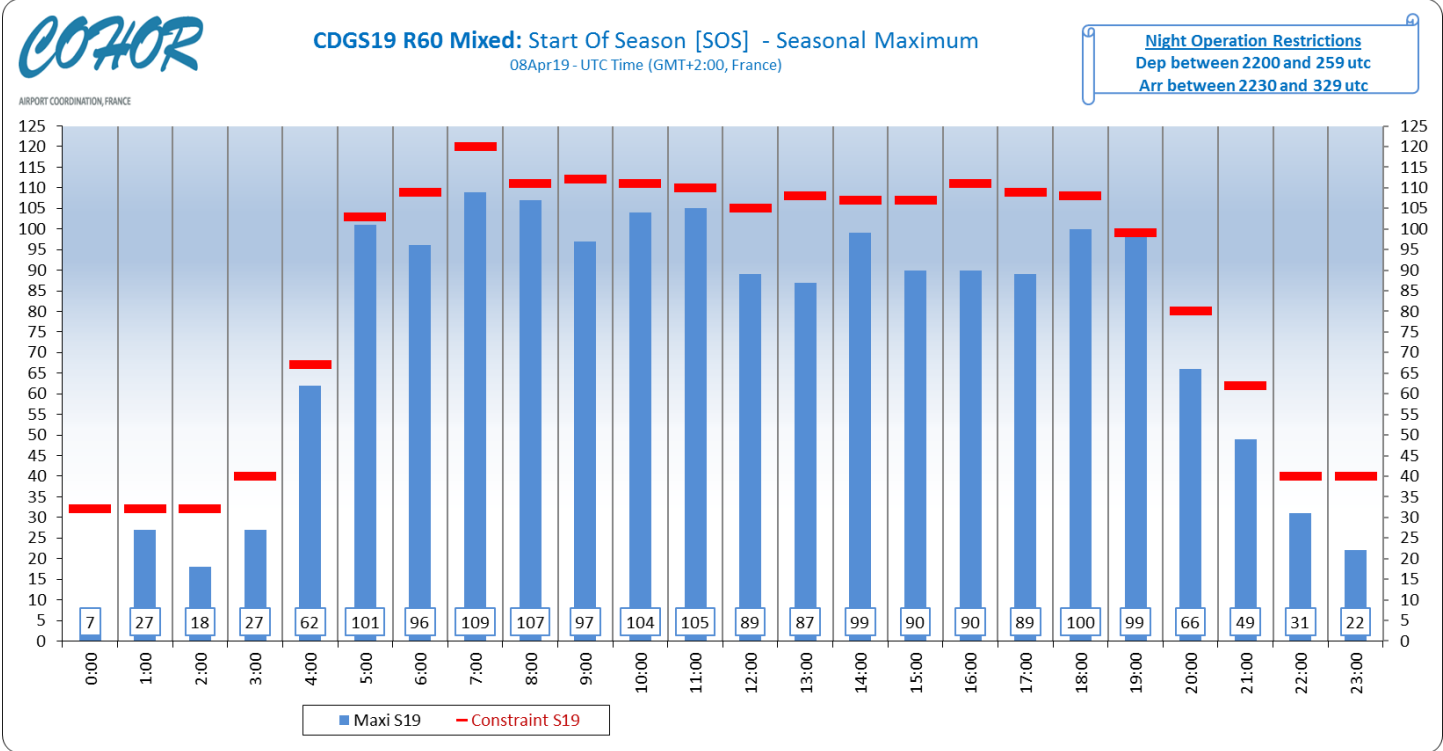
CDGS19 R60 Arrival



CDGS19 R60 Departure



CDGS19 R60 Mixed



Slots allocation by operator

Airline	Total Slot
ADRIA AIRWAYS	586
AEGEAN AIRLINES	2192
AER LINGUS	2334
AEROFLOT RUSSIAN AIRLINES	2104
AEROMEXICO	652
AERONEXUS	2
AIGLE AZUR TRANSPORTS AERIENS	862
AIR ALGERIE	3812
Air Arabia Egypt	132
AIR ARABIA MAROC	454
AIR ASTANA JSC	170
AIR AUSTRAL	850
AIR BALTIC	1182
Air Belgium	72
AIR CAIRO	133
AIR CANADA	1172
AIR CHINA	1438
AIR EUROPA	2040
AIR FRANCE	147724
AIR FRANCE HANDLING	8
AIR INDIA	420
AIR MADAGASCAR	324
AIR MALTA	468
AIR MAURITIUS	450
AIR NOSTRUM	290
Air Saint-Pierre	24
AIR SENEGAL SA	420
AIR TAHITI NUI	334
AIR TRANSAT	1182
AIRBRIDGE CARGO	300
AIR-MEDITERRANEAN	96
AirSERBIA	824
AIRX CHARTER LTD	2
ALBA STAR	64
ALITALIA	2936
ALL NIPPON AIRWAYS	420
AlMasria Universal Airlines	10
ALYZIA ASSISTANCE ADP	2
AMERICAN AIRLINES	2796
Anisec Luftfahrt GmbH	738
ARKEFLY	4
ARKIA ISRAELI AIRLINES	236
ASIANA AIRLINES	300

Airline	Total Slot
ASL Airlines Belgium	914
ASL AIRLINES FRANCE	4006
ASSISTANCE EUROPE HANDLING	6
Atlantic Airways	94
AtlasGlobal	418
AUSTRIAN AIRLINES	2239
AZERBAIJAN AIRLINES	146
Belavia Belarusian Airlines	618
Blue Air Aviation	360
BLUE PANORAMA AIRLINES	2
BRITISH AIRWAYS	3022
Brussels Airlines	1115
BULGARIA AIR	210
BULGARIAN AIR CHARTER	6
CARPATAIR	8
CATHAY PACIFIC	824
CHINA EASTERN AIRLINES	1132
CHINA SOUTHERN AIRLINES	420
CORENDON AIRLINES EUROPE	20
CORSAIR	134
CROATIA AIRLINES	892
CSA CZECH AIRLINES	1264
DANISH AIR TRANSPORT	3
DELTA AIR LINES	5476
EASYJET AIRLINE	5616
EASYJET EUROPE	17247
EGYPTAIR	768
EL AL	1320
EMIRATES	1332
ENTER AIR	1162
ETHIOPIAN AIRLINES	430
ETIHAD AIRWAYS	840
EUROPEAN AIR TRANSPORT	1685
EUROWINGS	1926
EVA AIR	416
EVELOPAIR	12
Express Air Cargo	300
FEDEX EXPRESS	10007
FINNAIR	2100
Fly Egypt	166
FLY ONE	128
FLYBE	5078
FREE BIRD AIRLINES	44
GEORGIAN AIRLINES	120
GULF AIR	420
HAINAN AIRLINES	532
HOP	3

Airline	Total Slot
IBERIA	840
ICELANDAIR	1012
IRAN AIR	120
ISRAIR AIRLINES	4
JAPAN AIRLINES	420
JET AIRWAYS (INDIA) Private Limited	720
JET2.COM	240
KENYA AIRWAYS	425
KLM	2364
KOREAN AIR	586
KUWAIT AIRWAYS	360
LOGANAIR	630
LOT POLISH AIRLINES	1262
LUFTHANSA	6026
LUXAIR	1050
MAHAN AIR	258
MALETH-AERO	25
MAURITANIA AIRLINES	6
MIDDLE EAST AIRLINES	840
MISTRAL AIR	4
MNG AIRLINES	297
MONTENEGRO AIRLINES	354
NEOS	12
Nile Air	2
NORWEGIAN	3347
NOUVELAIR TUNISIE	2008
OMAN AIR	420
ONUR AIR	258
PAKISTAN INTERNATIONAL AIRLINES	240
PEGASUS AIRLINES	12
POBEDA	112
QATAR AIRWAYS	1380
ROSSIYA AIRLINES	420
ROYAL AIR MAROC	859
ROYAL JORDANIAN	438
SAUDIA	836
SCANDINAVIAN AIRLINES System	2995
SINGAPORE AIRLINES	420
SKYEUROPE HUNGARY	130
Smartlynx Airlines Estonia	9
STAR AIR	592
SUNDAIR	4
SUNEXPRESS	272
SUNEXPRESS DEUTSCHLAND	2
SWISS INTERNATIONAL AIRLINES	2020
TAILWIND AIRLINES	14
TAM LINHAS AEREAS	420

Airline	Total Slot
TAROM	1168
TASSILI AIRLINES	126
THAI AIRWAYS	420
THY TURKISH AIRLINES	3322
TITAN AIRWAYS	4
TRADE AIR	2
TRANS AEREOS DE CABO VERDE	156
TRANSAVIA AIRLINES	12
TRANSAVIA FRANCE	7
TRAVEL SERVICE AIRLINES	1446
TRAVEL SERVICE POLSKA	1
TUI	18
TUI fly Belgium	1683
TUNISAIR	1045
TURKMENISTAN AIRLINES	70
UKRAINE INTL AIRLINES	840
UNITED AIRLINES	1822
UNITED PARCEL SERVICE	600
URAL AIRLINES	220
UZBEKISTAN AIRWAYS	120
VIETNAM AIRLINES	600
VOLOTEA	6
VUELING AIRLINES	8929
West Atlantic	568
WESTJET	434
XIAMEN AIR	180
XL AIRWAYS FRANCE	1246