

Figari Sud Corse Airport FSC/LFKF

Summer 2022 - Start Of Season Report

Report data extraction date: 30 March 2022

Table of contents

Evolution of allocated slots at the Start Of Season (SOS).....	2
Total slots by operator – TOP15	2
Slots distribution per alliance	4
Size of aircraft	5
Allocated slots by destination.....	6
Geographical distribution of allocated slots	8
Slots distribution by service type.....	8
FSC S22 - Airport Coordination Parameters.....	9
Graphics: Initial demand	11
Graphics: SOS Allocated slots	13
Slots allocation by operator.....	15

The contents of this report may not be reproduced without the written consent of COHOR.

Evolution of allocated slots at the Start Of Season (SOS)

Summer 2021 (31 weeks): 6 780 Allocated Slots

Summer 2022 (31 weeks): 8 173 Allocated Slots

Allocated slots at SOS decreased by  +20,55% from S21 to S22 (on average per week).

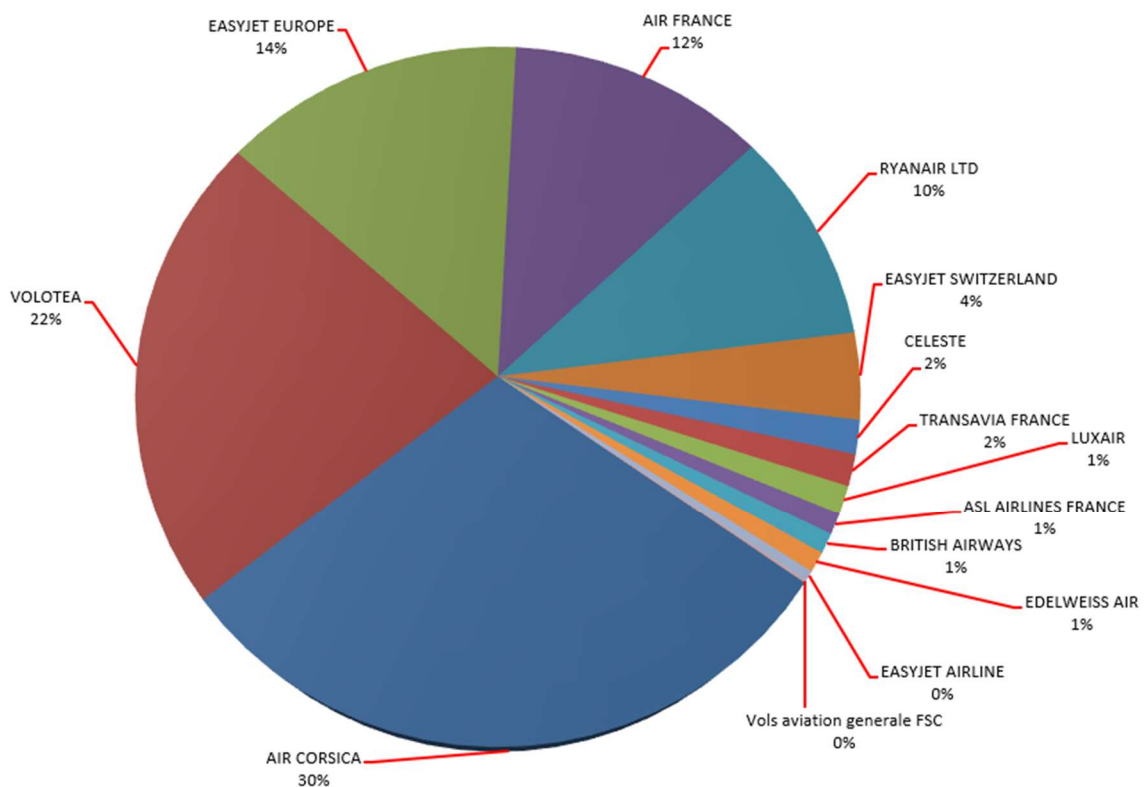
Slots Allocated OK S21: 91,75%

Total slots by operator – TOP15

Airline	S21	%SHARE S21	S22	%SHARE S22	%CHANGE (on average per week)
AIR CORSICA	2280	33,63%	2424	29,66%	6,32%
VOLOTEA	1548	22,83%	1816	22,22%	17,31%
EASYJET EUROPE	808	11,92%	1164	14,24%	44,06%
AIR FRANCE	1070	15,78%	994	12,16%	-7,10%
RYANAIR LTD	386	5,69%	814	9,96%	110,88%
EASYJET SWITZERLAND	256	3,78%	328	4,01%	28,13%
CELESTE	0	0,00%	128	1,57%	
TRANSAVIA FRANCE	108	1,59%	120	1,47%	11,11%
LUXAIR	98	1,45%	106	1,30%	8,16%
ASL AIRLINES FRANCE	54	0,80%	80	0,98%	48,15%
BRITISH AIRWAYS	76	1,12%	76	0,93%	0,00%
EDELWEISS AIR	46	0,68%	76	0,93%	65,22%
EASYJET AIRLINE	22	0,32%	38	0,46%	72,73%
Vols aviation generale FSC	28	0,41%	9	0,11%	-67,86%
GRAND TOTAL	6 780	100,00%	8 173	100,00%	20,55%
Part of AF/KL Group*	1 178	17,37%	1 114	13,63%	-5,43%

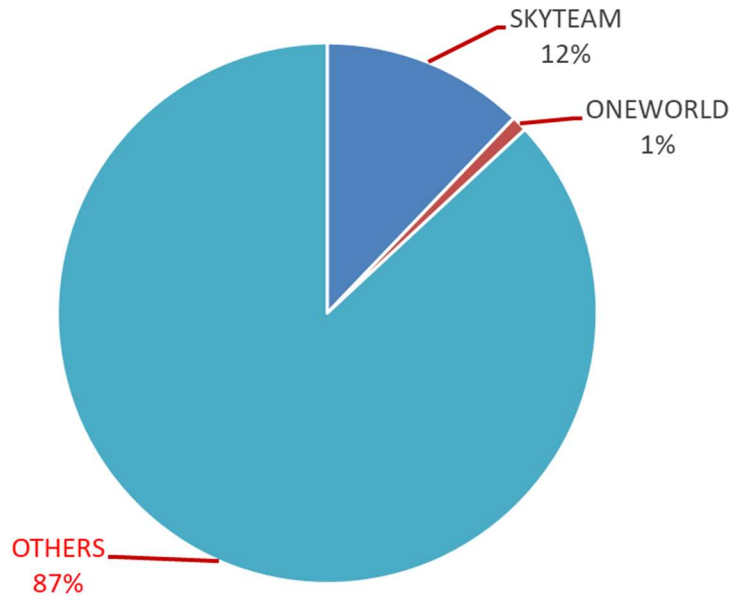
* AIRFRANCE - KLM - TRANSAVIA FRANCE

FSCS22 Start Of Season - Distribution by Airline



Slots distribution per alliance

Airline Alliance: % Share FSCS22 - Start Of Season



ONEWORLD - Members Airlines (source : fr.oneworld.com 30Mar22)

AMERICAN AIRLINES - BRITISH AIRWAYS - CATHAY PACIFIC - FINNAIR - IBERIA - JAPAN AIRLINES
MALAYSIA AIRLINES - QANTAS - QATAR AIRWAYS - ROYAL JORDANIAN - ROYAL AIR MAROC - S7 AIRLINES - SRI LANKAN AIRLINES

SKYTEAM - Members Airlines (source : www.skyteam.com 30Mar22)

AEROFLOT - AEROLINEAS ARGENTINAS - AEROMEXICO - AIR EUROPA - AIRFRANCE - CHINA AIRLINES - CHINA EASTERN - CZECH AIRLINES
DELTA - GARUDA INDONESIA - KENYA AIRWAYS - KLM - KOREAN AIR - MEA - SAUDIA - TAROM - VIETNAM AIRLINES - XIAMENAIR

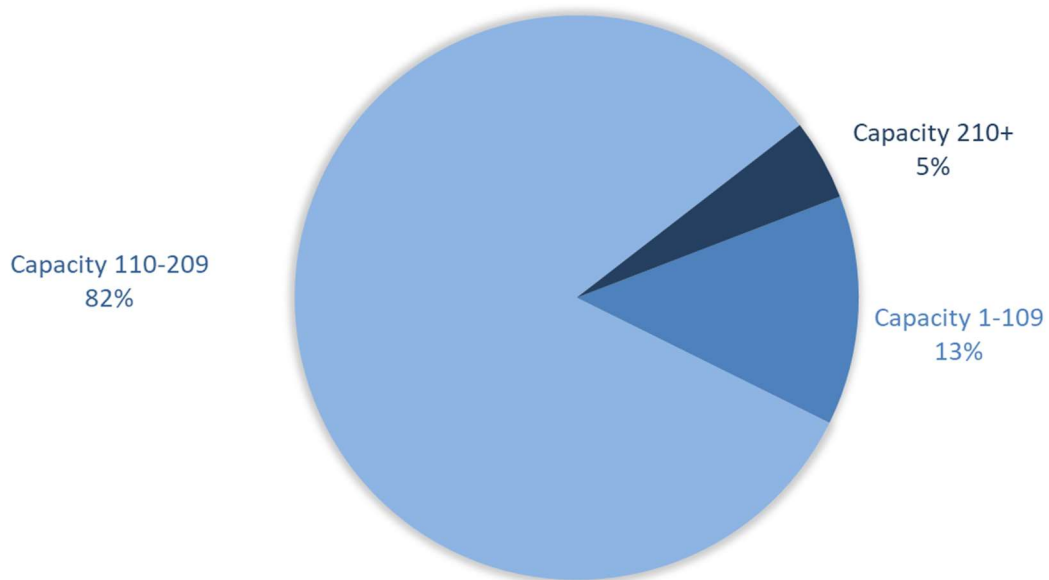
STAR ALLIANCE - Members Airlines (source : www.staralliance.com 30Mar22)

AEGEAN - AIR CANADA - AIR CHINA - AIR INDIA - AIR NEW ZEALAND - ANA - ASIANA AIRLINES - AUSTRIAN - AVIANCA TACA - BRUSSELS AIRLINES
COPA AIRLINES - CROATIA AIRLINES - EGYPTAIR - ETHIOPIAN - EVA AIR - LOT POLISH AIRLINES - LUFTHANSA - SCANDINAVIAN AIRLINES
SHENZHEN AIRLINES - SINGAPORE AIRLINES - SOUTH AFRICAN AIRWAYS - SWISS - TAP PORTUGAL - THAI - TURKISH AIRLINES - UNITED

Size of aircraft

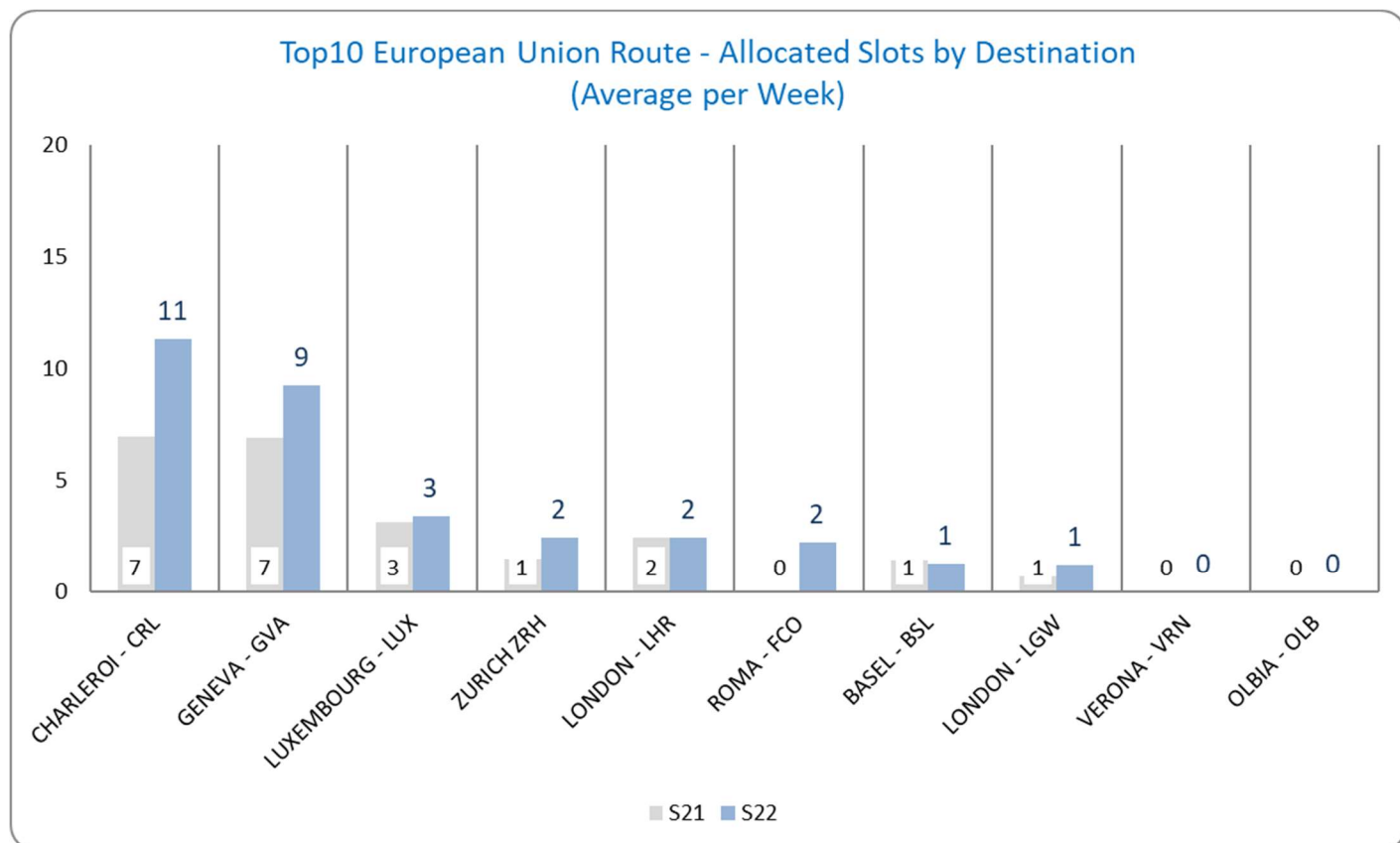
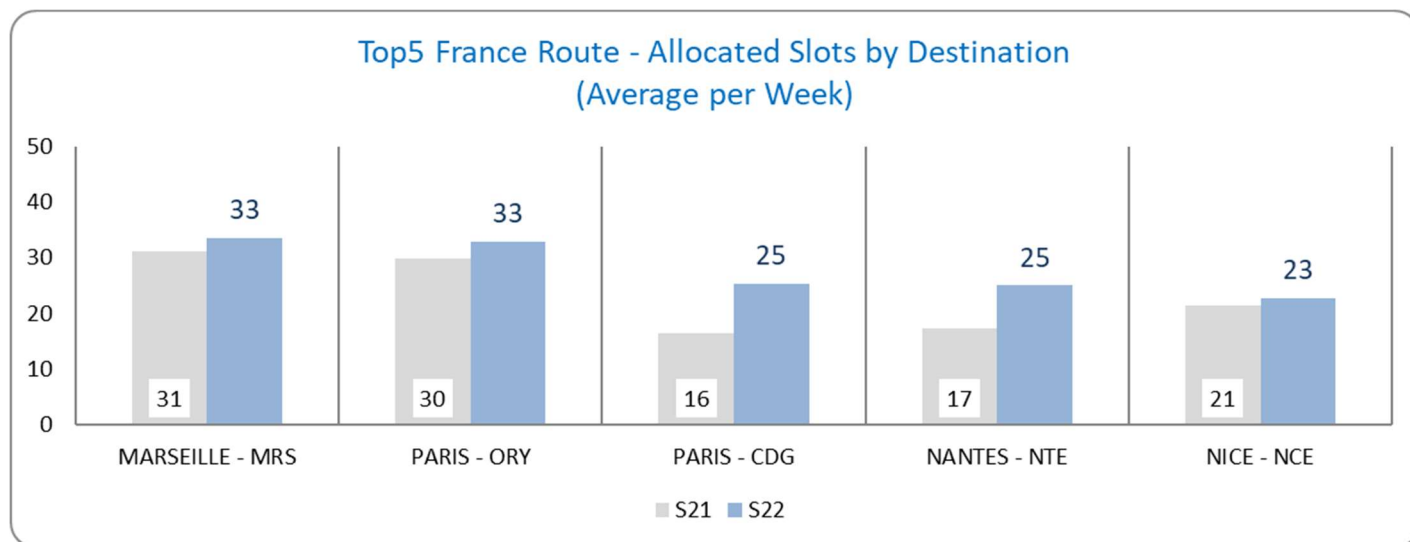
	S21	S22	Evolution
Average Size of Aircraft (Seats)	141	148	4,6%
Total Passenger Seat Offer	955 004	1 206 260	26,3%

FSCS22 : PASSENGER AIRCRAFT SIZE DISTRIBUTION

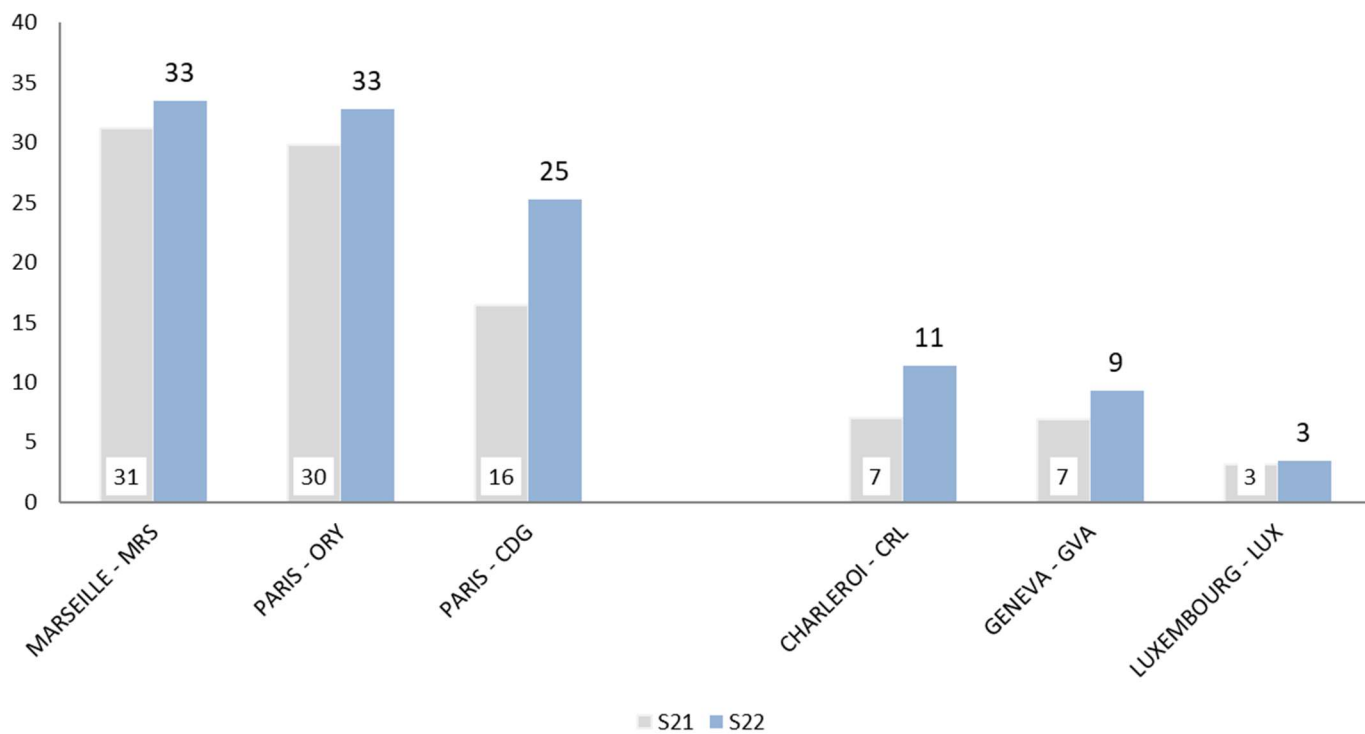


Allocated slots by destination

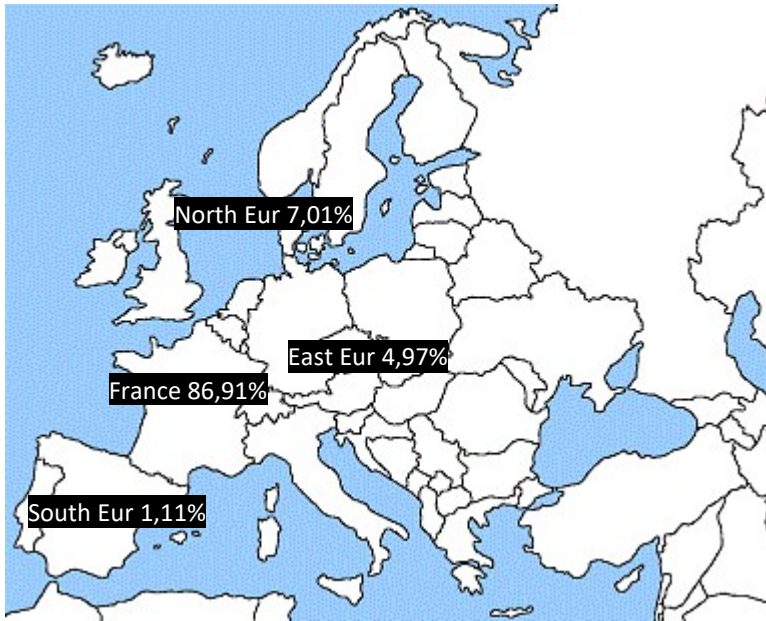
(FSCS22 vs FSCS21)



Comparison of first 3 destinations for each group Allocated Slots by Destination (Average per Week)



Geographical distribution of allocated slots



Slots distribution by service type

Group Services for All Destinations	S22	S21
Regular Services	99,74%	99,59%
Technical Services	0,15%	0,00%
Others	0,11%	0,41%

FSC S22 - Airport Coordination Parameters

For summer 2022 (S22), the airport is coordinated all days of the week from March 27th, 2022 to October 29th, 2022 included from 06h45 to 22h59 (Local Time).

- **Runway arrivals capacity**
- From June 4th to September 25th included, 2022

TRANCHE HORAIRE (heure locale)	LUNDI AU JEUDI (Nombre d'arrivées / période)	VENDREDI SAMEDI DIMANCHE (Nombre d'arrivées / période)
6h45 à 6h59	3	3
7h à 7h59		
8h à 8h59		
9h à 9h59	4	4
10h à 10h59		
11h à 11h59		
12h à 12h59		
13h à 13h59		
14h à 14h59		
15h à 15h59		
16h à 16h59	7	
17h à 17h59		
18h à 18h59		
19h à 19h59		
20h à 20h59		
21h à 21h59		
22h à 22h59	3	

- From 27th of March to June 3rd and from September 26th, 2022 to October 29th 2022 included

TRANCHE HORAIRE (heure locale)	LUNDI AU JEUDI (Nombre d'arrivées / période)	VENDREDI SAMEDI DIMANCHE (Nombre d'arrivées / période)
6h45 à 6h59	3	2
7h à 7h59		
8h à 8h59		
9h à 9h59		
10h à 10h59		
11h à 11h59		
12h à 12h59		
13h à 13h59		
14h à 14h59		
15h à 15h59		
16h à 16h59		
17h à 17h59		
18h à 18h59		
19h à 19h59		
20h à 20h59		
21h à 21h59		
22h à 22h59		

4* means that, during the hour, 2 movements can be accepted during the first 30 minutes and 2 movements during the last 30 minutes

- **Stands capacity**

For any turnaround (arrival then departure) of a commercial flight, COHOR will advise that arrival times are scheduled so that at any moment in the day, no more than 5 aircraft are simultaneously on the apron.

- **Departures capacity**

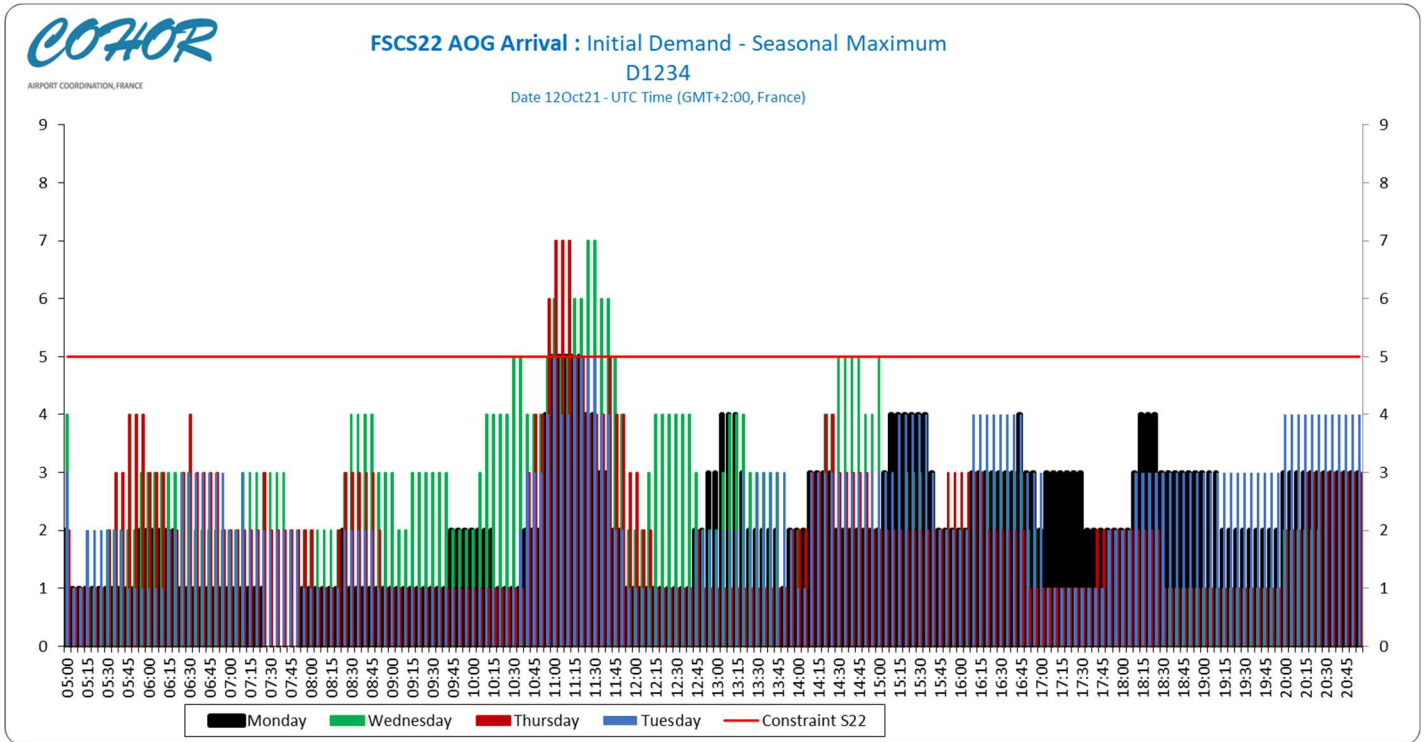
For any departure of a commercial flight, COHOR allocates departure times taking into account the commercial traffic processing capacity in the terminal, which corresponds to the **maximum number of available check-in banks set at 9**. To do this, the coordinator assesses the impact of each schedule reallocation against this capability based on the intended type of aircraft and the criteria for assigning and using the check-in banks defined in the table below which takes into account a load factor of 100%.

Number of seats	Number of check-in desks	Check-in desks utilization before departure time	
		Opening time	Closing time
until 89 seats	1	90 minutes	30 minutes
from 90 to 131 seats	1	120 minutes	30 minutes
from 132 to 156 seats	2	90 minutes	30 minutes
from 157 to 235 seats	2	120 minutes	30 minutes
236 and more	3	120 minutes	30 minutes

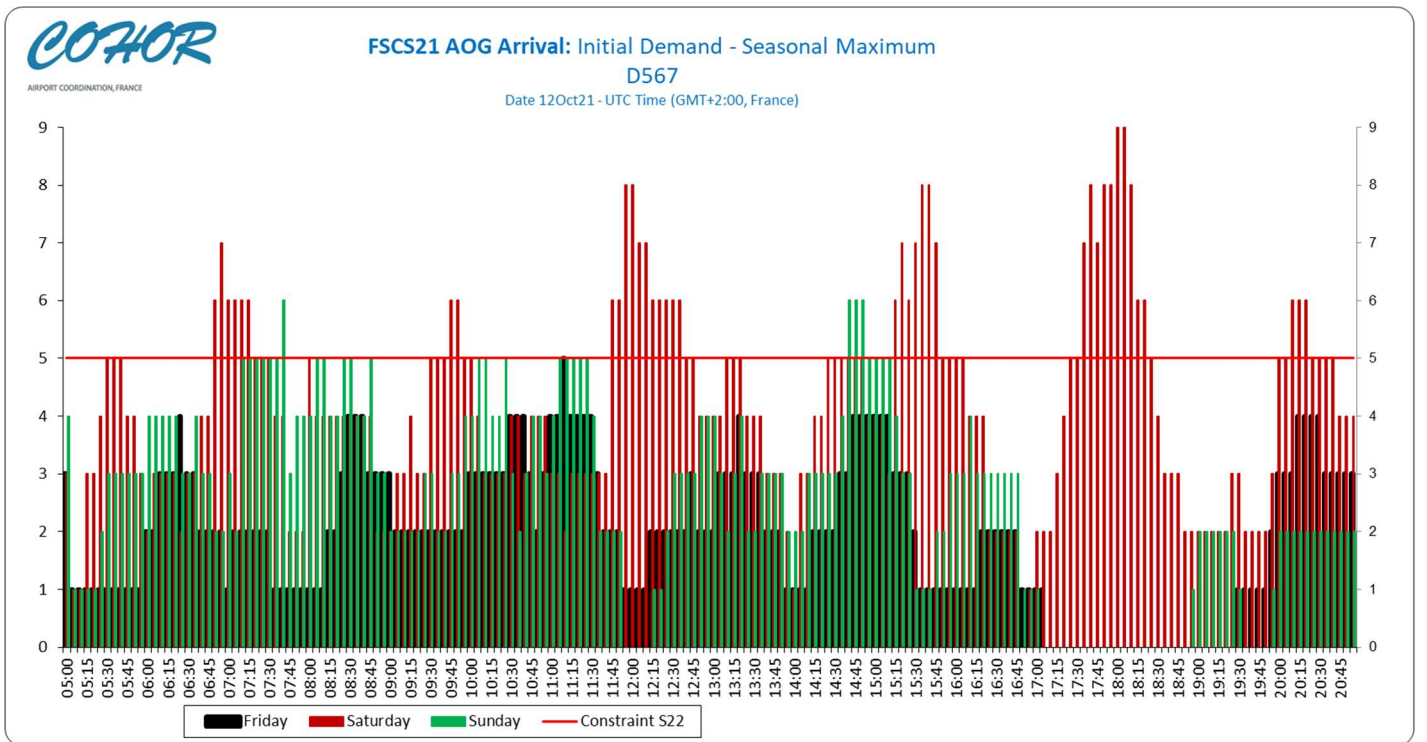
Also, COHOR will allocate departure times so that any departure to International destinations (outside France) will be separated by a **minimum of 45 minutes**.

Graphics: Initial demand

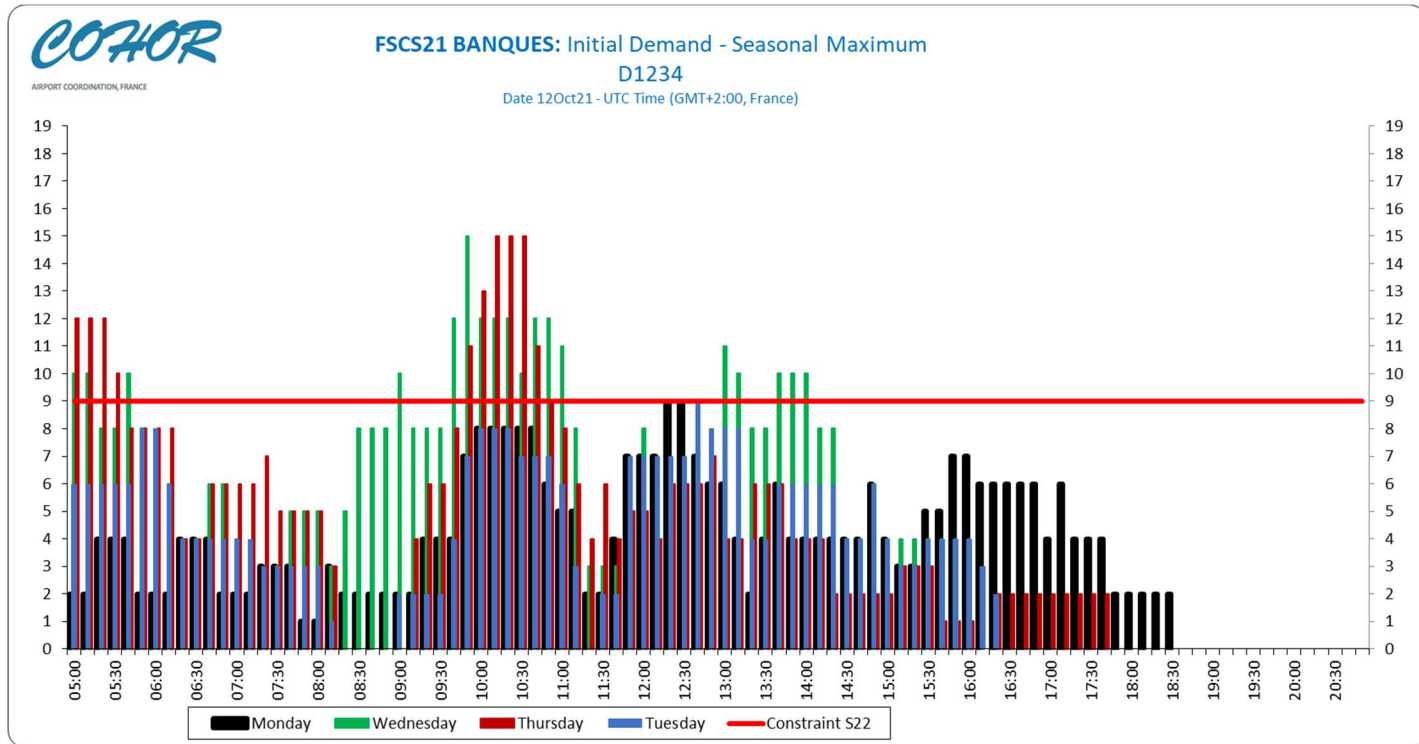
FSCS22 AOG D1234



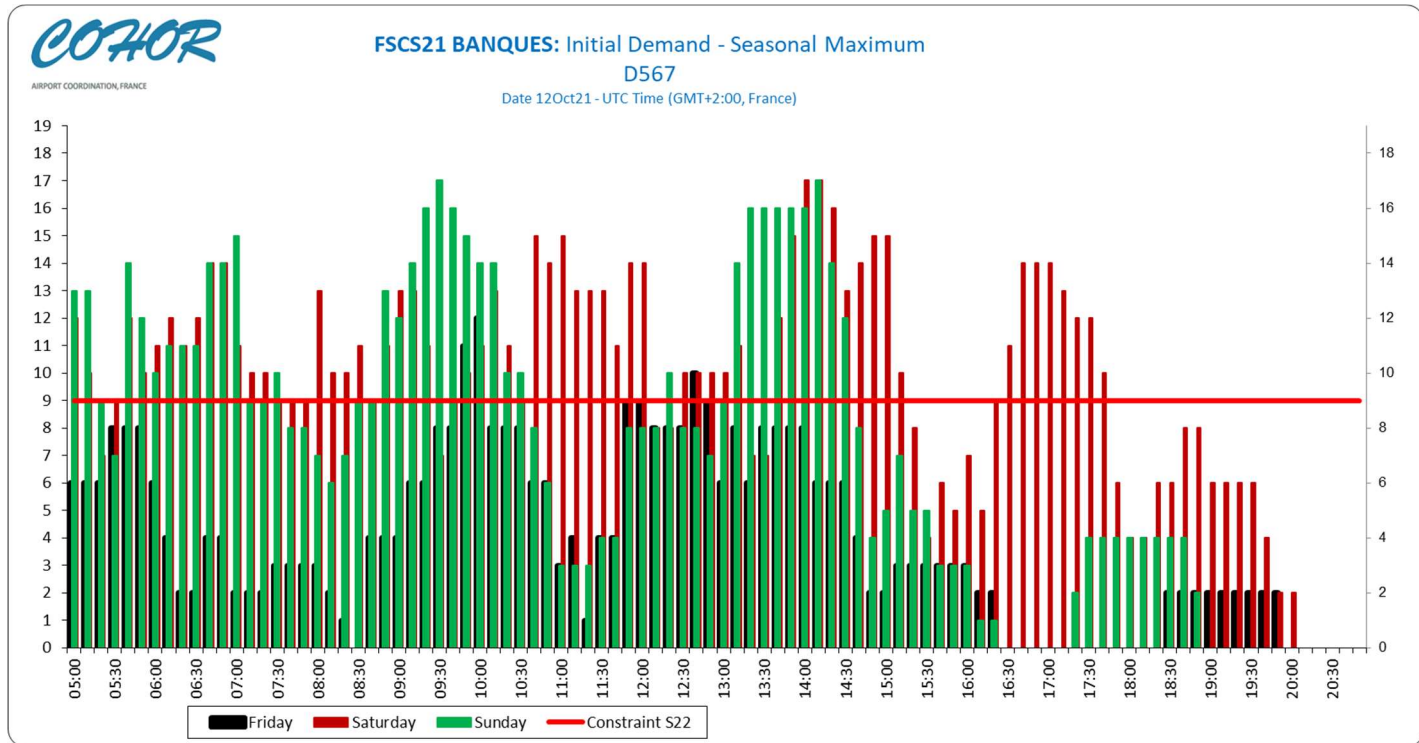
FSCS22 AOG D567



FSCS22 Check-in Desks D1234

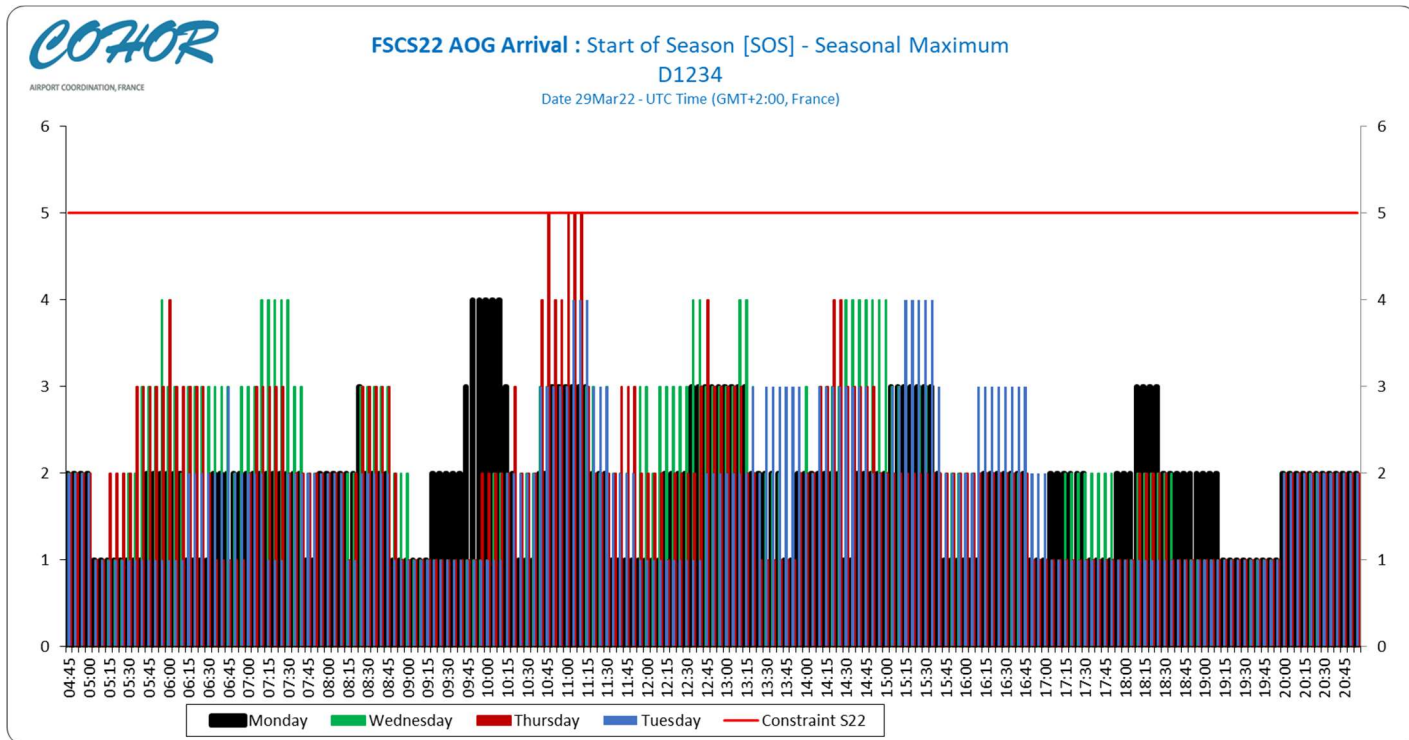


FSCS22 Check-in Desks D567

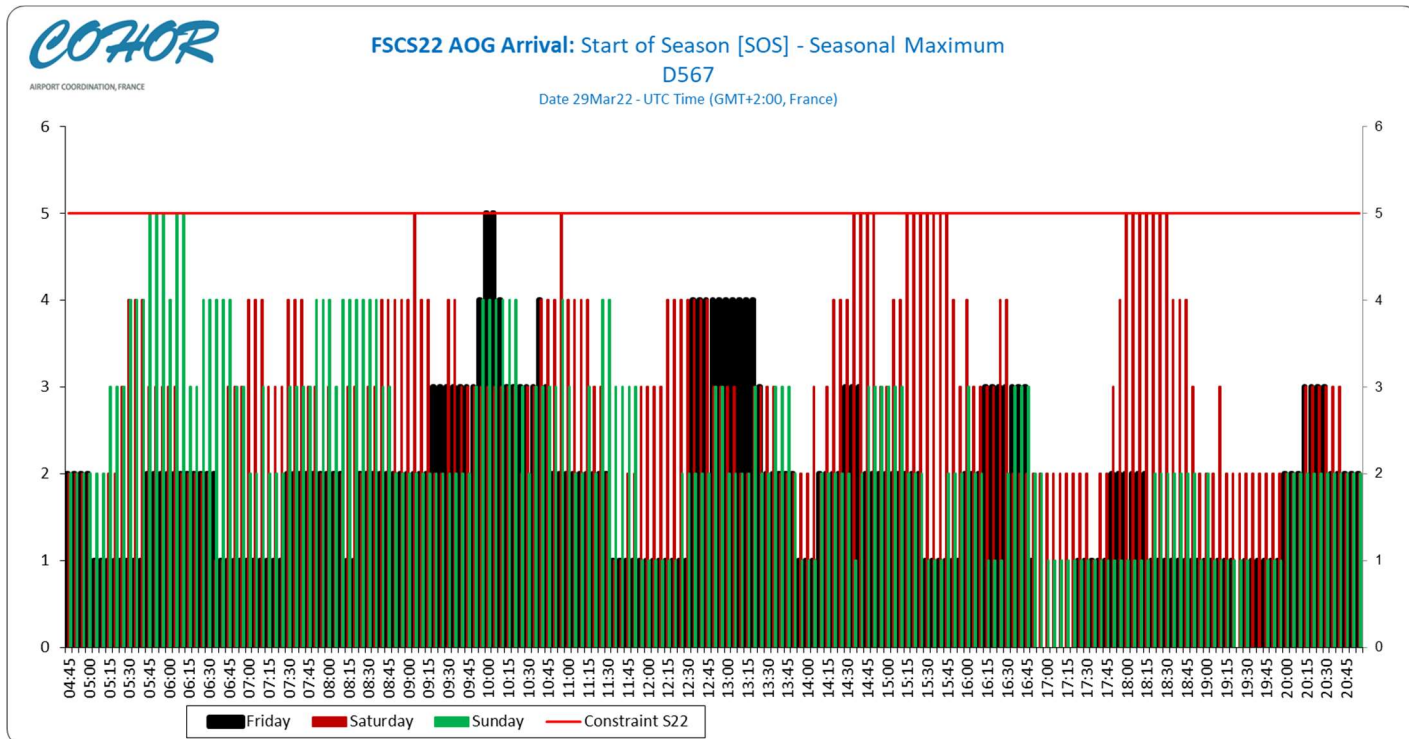


Graphics: SOS Allocated slots

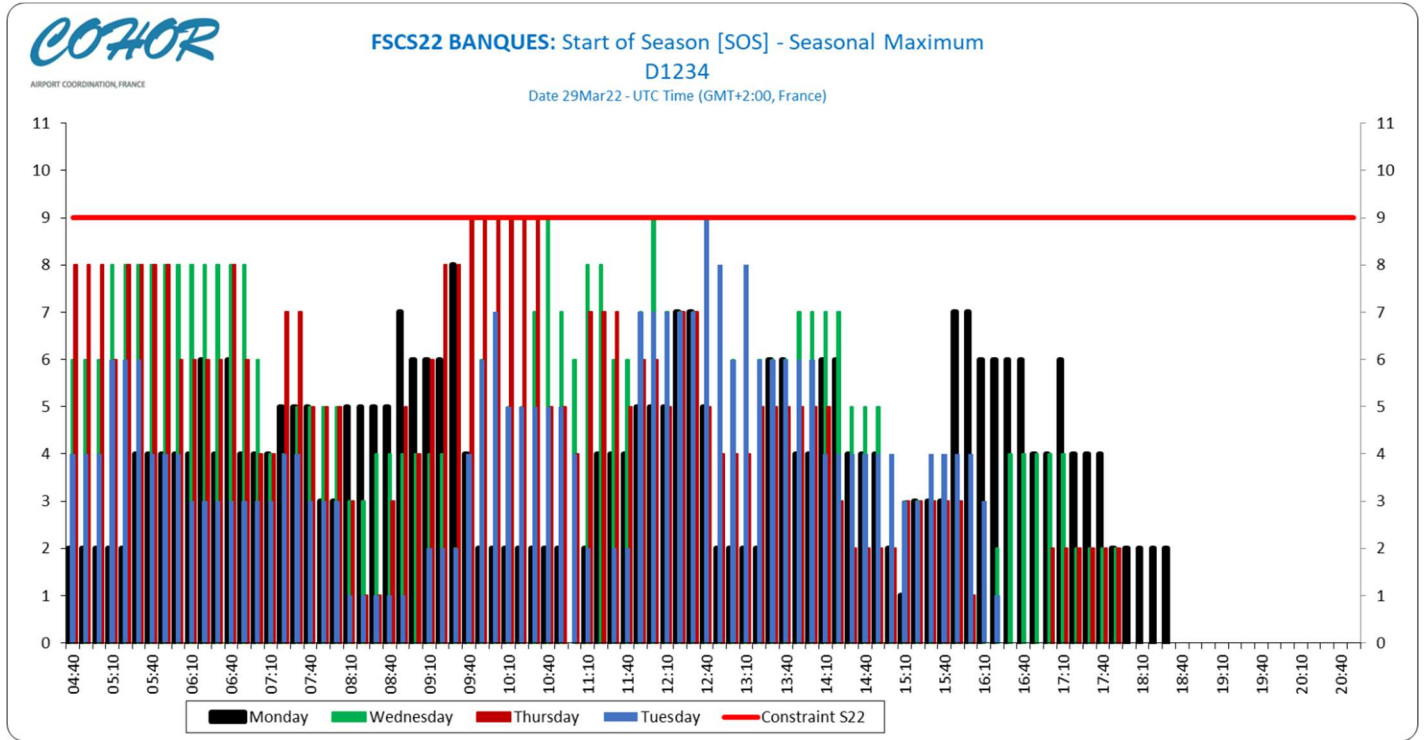
FSCS22 AOG D1234



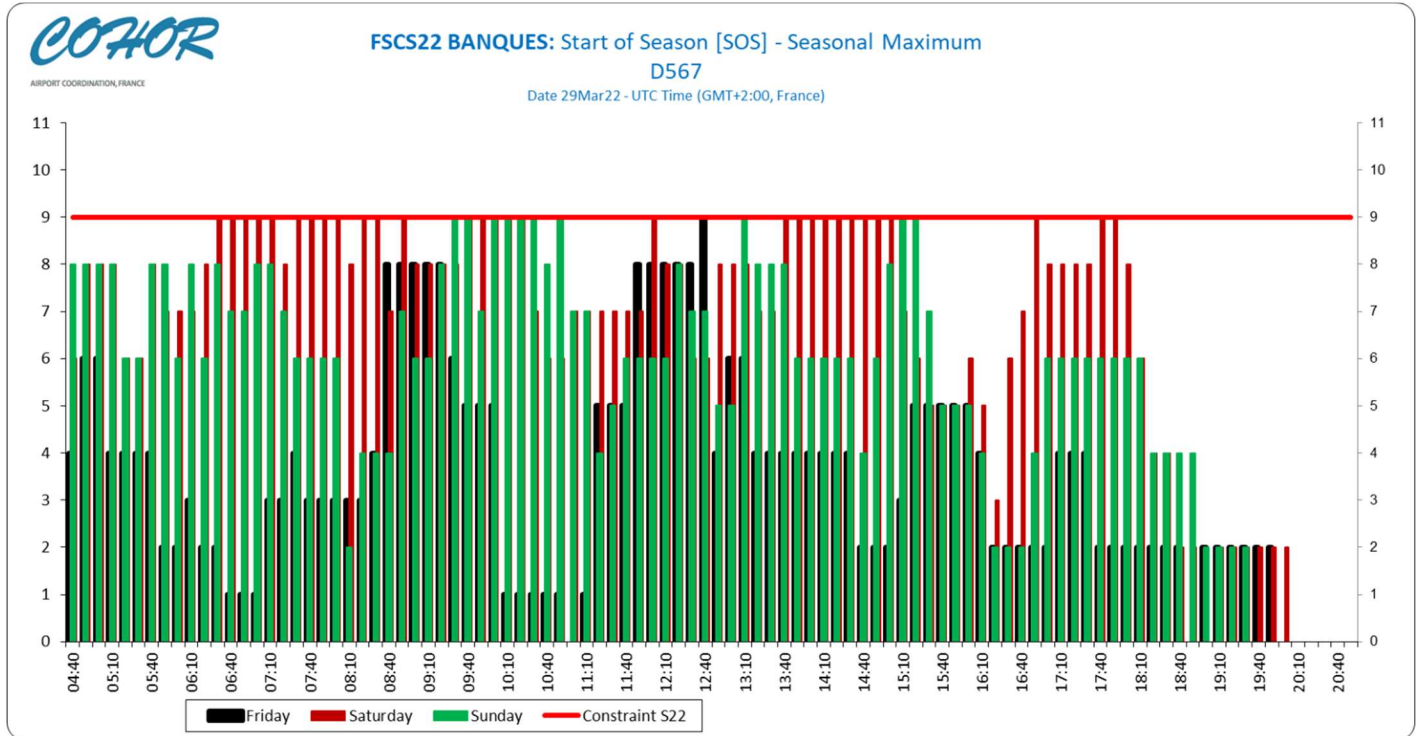
FSCS22 AOG D567



FSCS22 Check-in Desks D1234



FSCS22 Check-in Desks D567



Slots allocation by operator

AIRLINE	Total Slot
AIR CORSICA	2424
AIR FRANCE	994
ASL AIRLINES FRANCE	80
BRITISH AIRWAYS	76
CELESTE	128
EASYJET AIRLINE	38
EASYJET EUROPE	1164
EASYJET SWITZERLAND	328
EDELWEISS AIR	76
LUXAIR	106
RYANAIR LTD	814
TRANSAVIA FRANCE	120
VOLOTEA	1816
Vols aviation générale FSC	9