Paris - Charles de Gaulle Airport
CDG/LFPG

Summer 2022 - Start Of Season Report

Report data extraction date: 30 March 2022

Table of contents

Evolution of allocated slots at the Start Of Season (SOS) 2
Total slots by operator – TOP15 2
Slots distribution per alliance 4
Size of aircraft 5
Allocated slots by destination 6
Geographical distribution of allocated slots 8
Slots distribution by service type 8
CDG S22 - Airport Coordination Parameters 9
Graphics : Initial demand 10
Graphics : SOS Allocated slots 12
Slots allocation by operator 14

The contents of this report may not be reproduced without the written consent of COHOR.

COHOR
AIRPORT COORDINATION, FRANCE

Evolution of allocated slots at the Start Of Season (SOS)

Summer 2021 (31 weeks): 209 234 Allocated Slots

Summer 2022 (31 weeks): 296 237 Allocated Slots

Allocated slots at SOS increased by +41,58% from S21 to S22 (on average per week).

Slots Allocated OK S22: 96,09%

Total slots by operator – TOP15

Airline	S21	%SHARE S21	S22	%SHARE S22
AIR FRANCE	111587	53,33%	142124	47,98%
EASYJET EUROPE	11274	5,39%	17938	6,06%
FEDEX EXPRESS	10454	5,00%	17209	5,81%
LUFTHANSA	2762	1,32%	5665	1,91%
EASYJET AIRLINE	2625	1,25%	4788	1,62%
VUELING AIRLINES	3952	1,89%	4540	1,53%
DELTA AIR LINES	2436	1,16%	4074	1,38%
THY TURKISH AIRLINES	2980	1,42%	3785	1,28%
AIR ALGERIE	1908	0,91%	3754	1,27%
BRITISH AIRWAYS	1526	0,73%	3273	1,10%
ITA - Italia Trasporto Aereo	0	0,00%	2881	0,97%
AIR CHINA	2192	1,05%	2858	0,96%
AEGEAN AIRLINES	2040	0,97%	2818	0,95%
EUROPEAN AIR TRANSPORT	2169	1,04%	2604	0,88%
SCANDINAVIAN AIRLINES	1221	0,58%	2444	0,83%
OTHERS	50 108	23,95%	75 482	25,48%
GRAND TOTAL	209 234	100,00%	296 237	100,00%
Part of AF/KL Group*	113 199	54,10%	144 471	48,77%
* AIRFRANCE - KLM - TRANSAVIAFRANCE - TRANSAVIAHOLLANDE				
TOP15	159 126	76,05%	220 755	74,52%

COHOR
AIRPORT COORDINATION, FRANCE

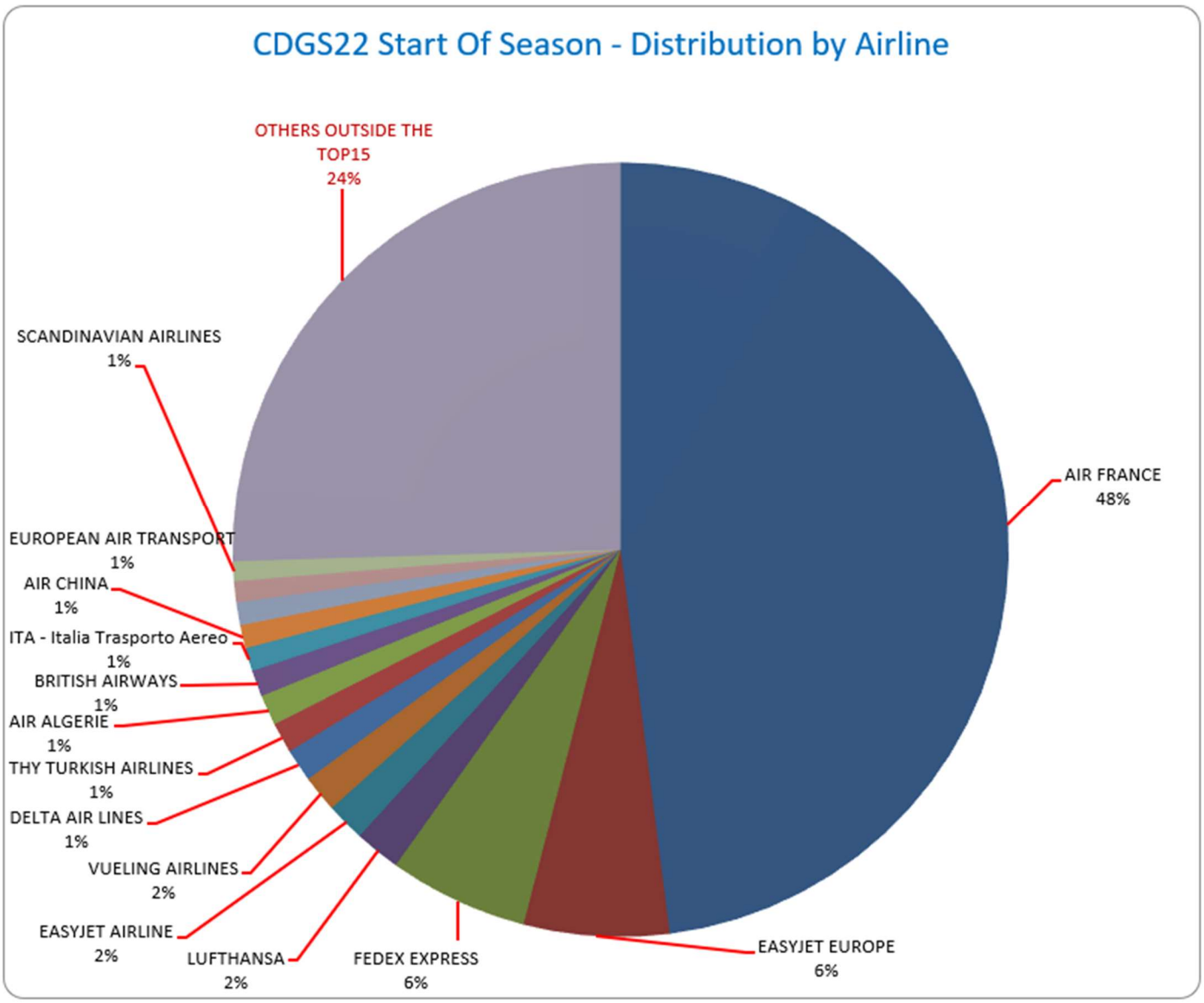

COHOR
AIRPORT COORDINATION, FRANCE

Slots distribution per alliance

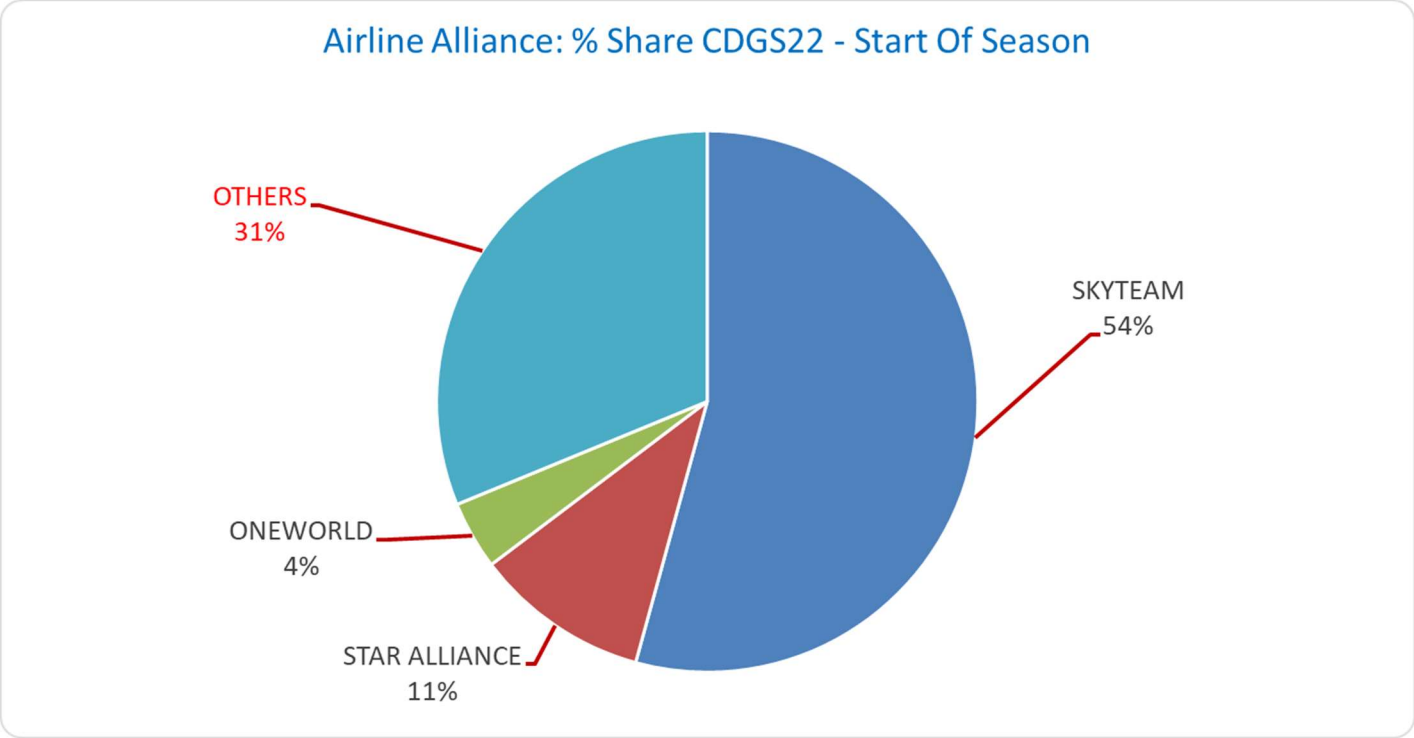

ONEWORLD - Members Airlines (source : fr.oneworld.com 30Mar22)
AMERICAN AIRLINES - BRITISH AIRWAYS - CATHAY PACIFIC - FINNAIR - IBERIA - JAPAN AIRLINES
MALAYSIA AIRLINES - QANTAS - QATAR AIRWAYS - ROYAL JORDANIAN - ROYAL AIR MAROC - S7 AIRLINES - SRI LANKAN AIRLINES

SKYTEAM - Members Airlines (source : www.skyteam.com 30Mar22)
AEROFLOT - AEROLINEAS ARGENTINAS - AEROMEXICO - AIR EUROPA - AIRFRANCE - CHINA AIRLINES - CHINA EASTERN - CZECH AIRLINES
DELTA - GARUDA INDONESIA - KENYA AIRWAYS - KLM - KOREAN AIR - MEA - SAUDIA - TAROM - VIETNAM AIRLINES - XIAMENAIR

STAR ALLIANCE - Members Airlines (source : www.staralliance.com 30Mar22)
AEGEAN - AIR CANADA - AIR CHINA - AIR INDIA - AIR NEW ZEALAND - ANA - ASIANA AIRLINES - AUSTRIAN - AVIANCA TACA - BRUSSELS AIRLINES
COPA AIRLINES - CROATIA AIRLINES - EGYPTAIR - ETHIOPIAN - EVA AIR - LOT POLISH AIRLINES - LUFTHANSA - SCANDINAVIAN AIRLINES
SHENZHEN AIRLINES - SINGAPORE AIRLINES - SOUTH AFRICAN AIRWAYS - SWISS - TAP PORTUGAL - THAI - TURKISH AIRLINES - UNITED

Size of aircraft

	S21	S22	Evolution
Average Size of Aircraft (Seats)	194	199	2,9%
Total Passenger Seat Offer	36 207 418	52 775 408	45,8%

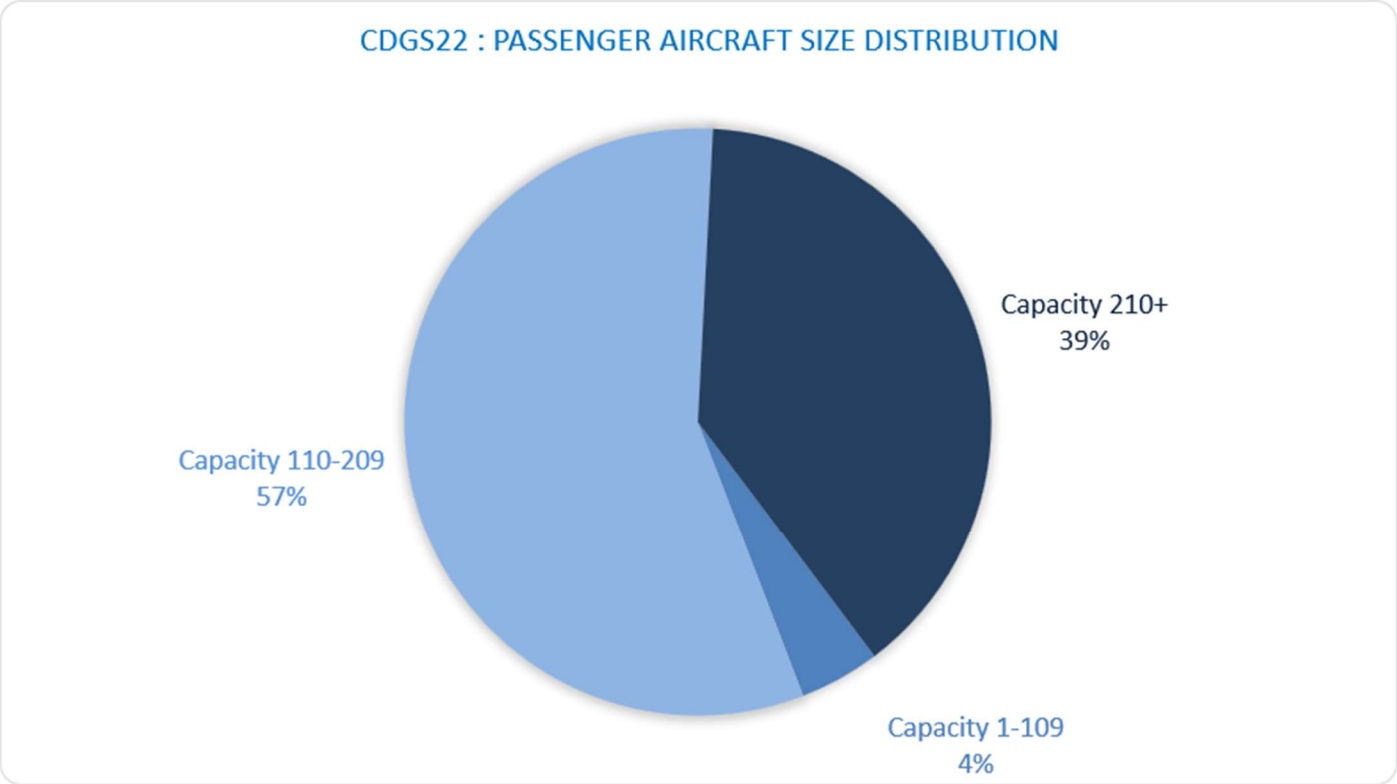

Allocated slots by destination

(CDGS22 vs CDGS21)

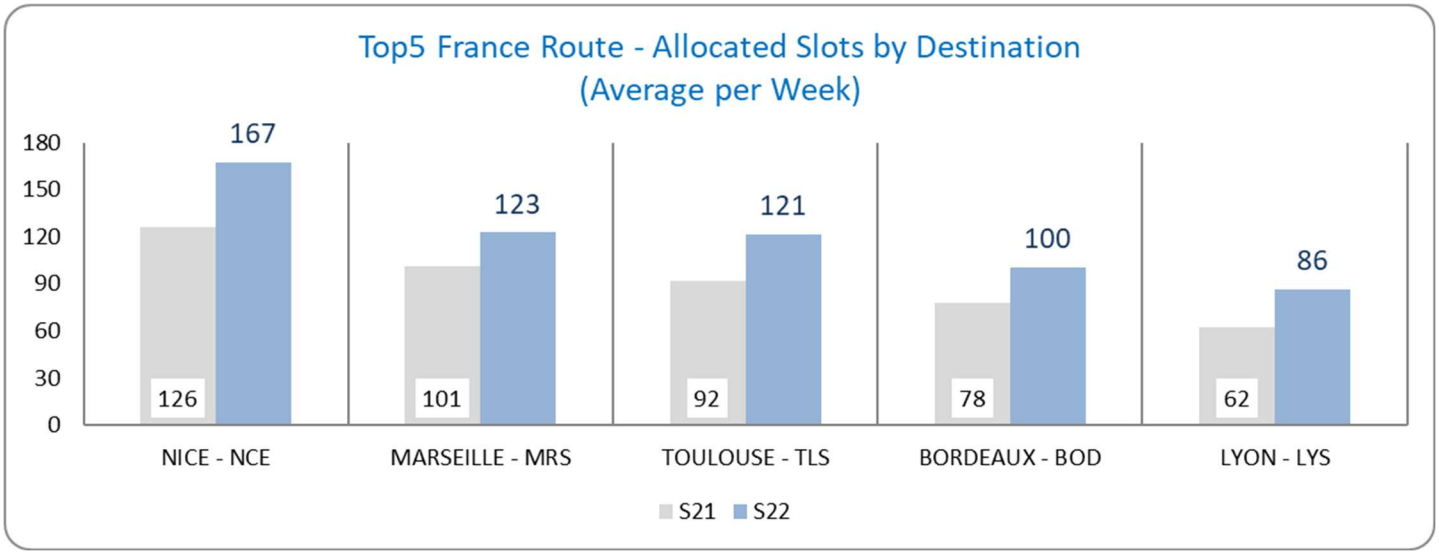

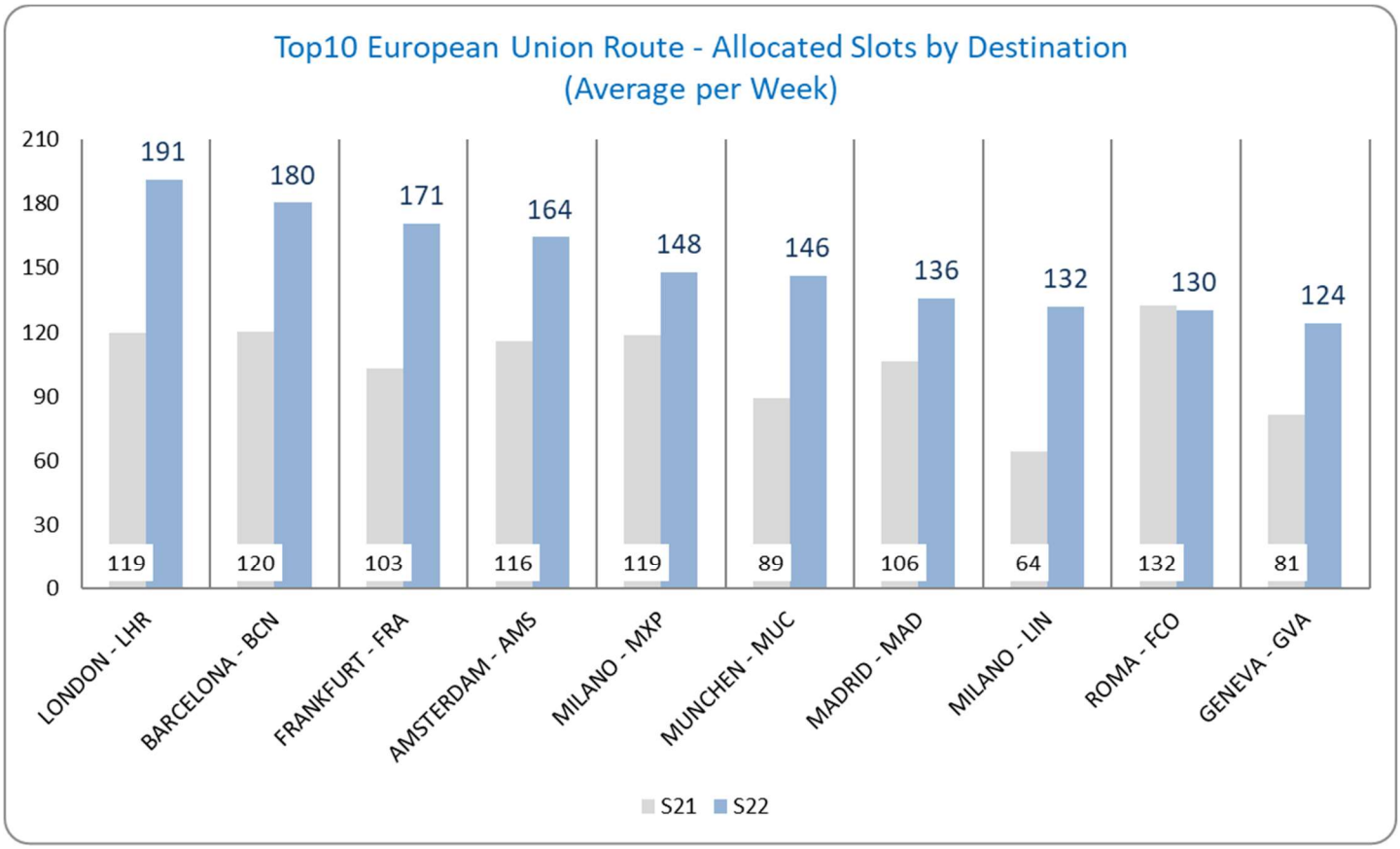

COHOR
AIRPORT COORDINATION, FRANCE

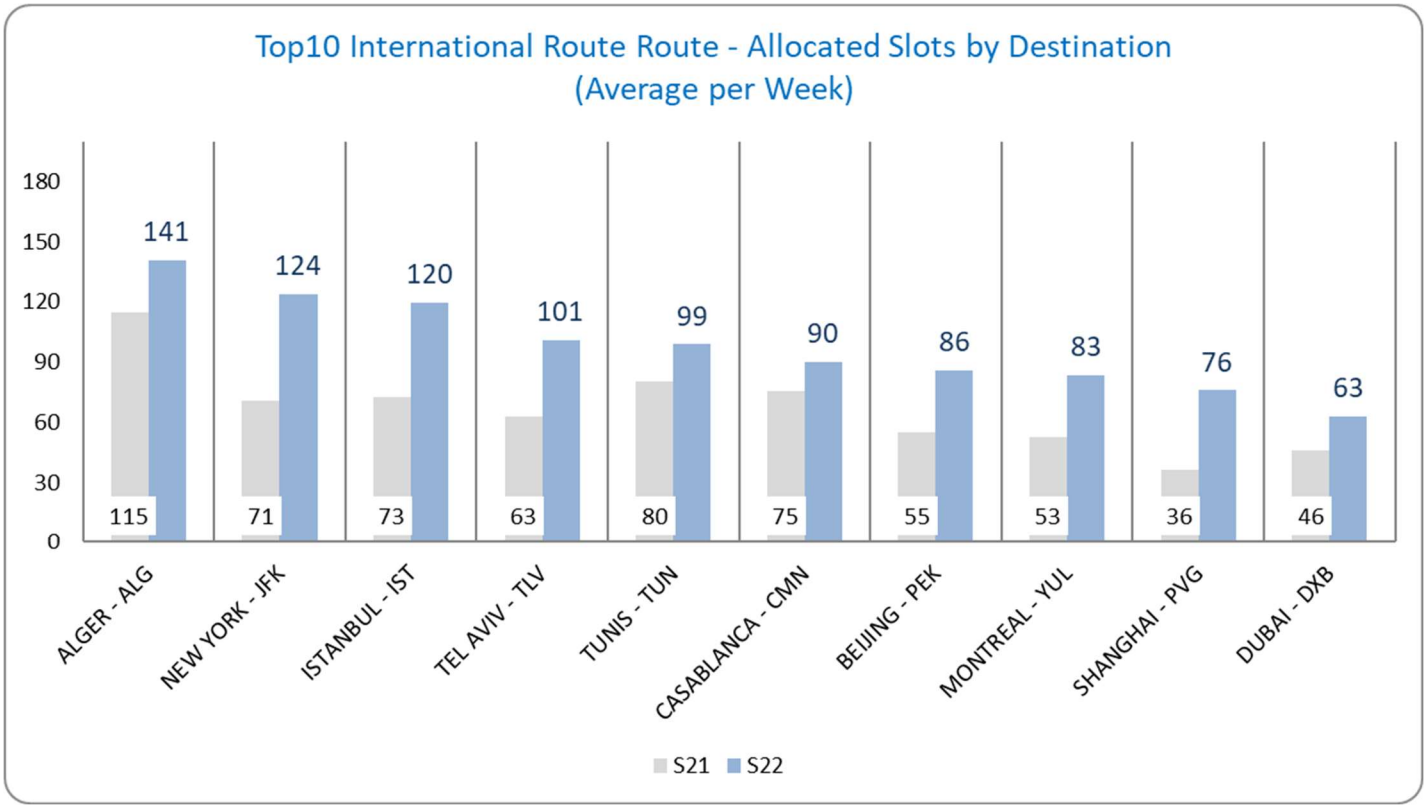

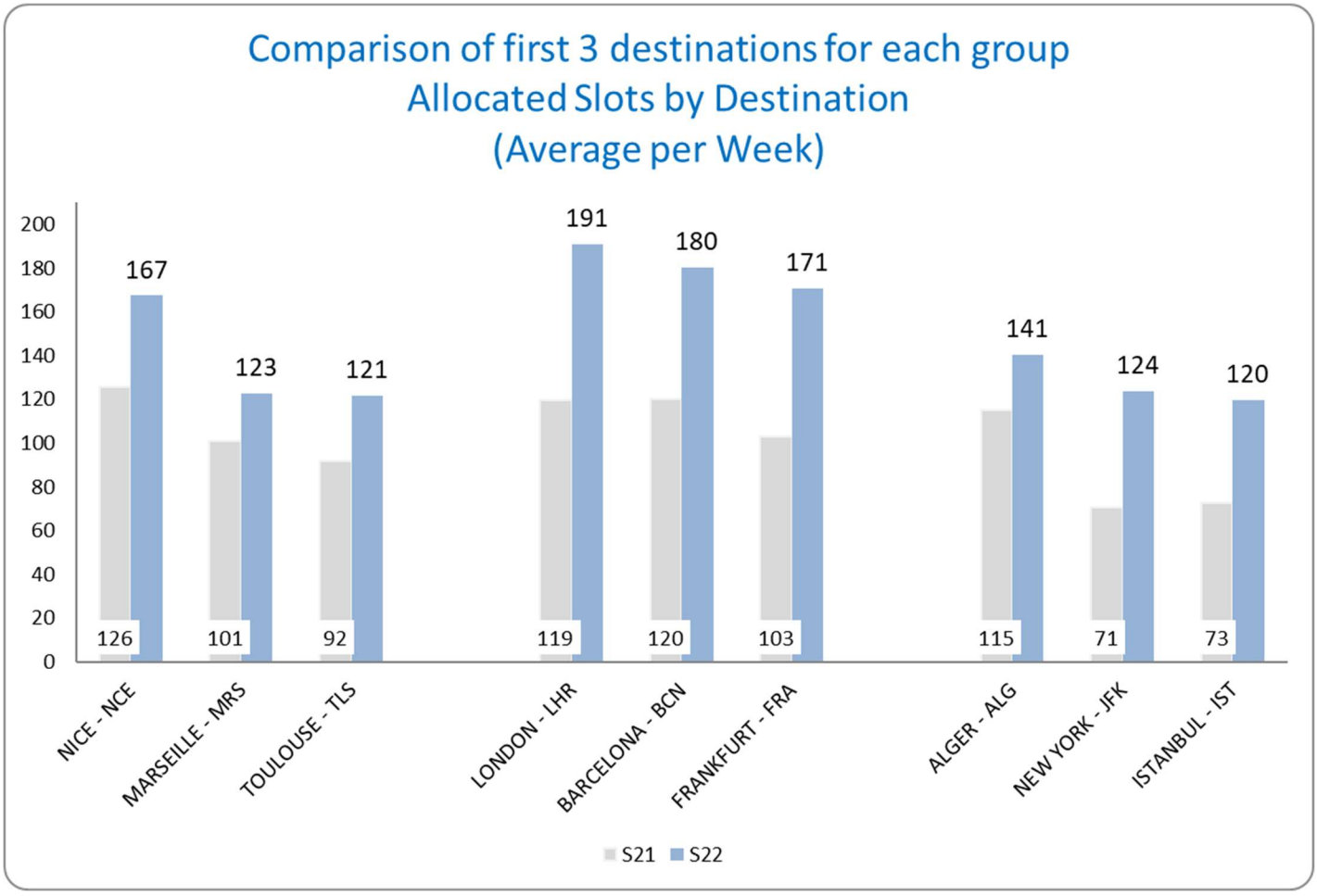

COHOR
AIRPORT COORDINATION, FRANCE

Geographical distribution of allocated slots

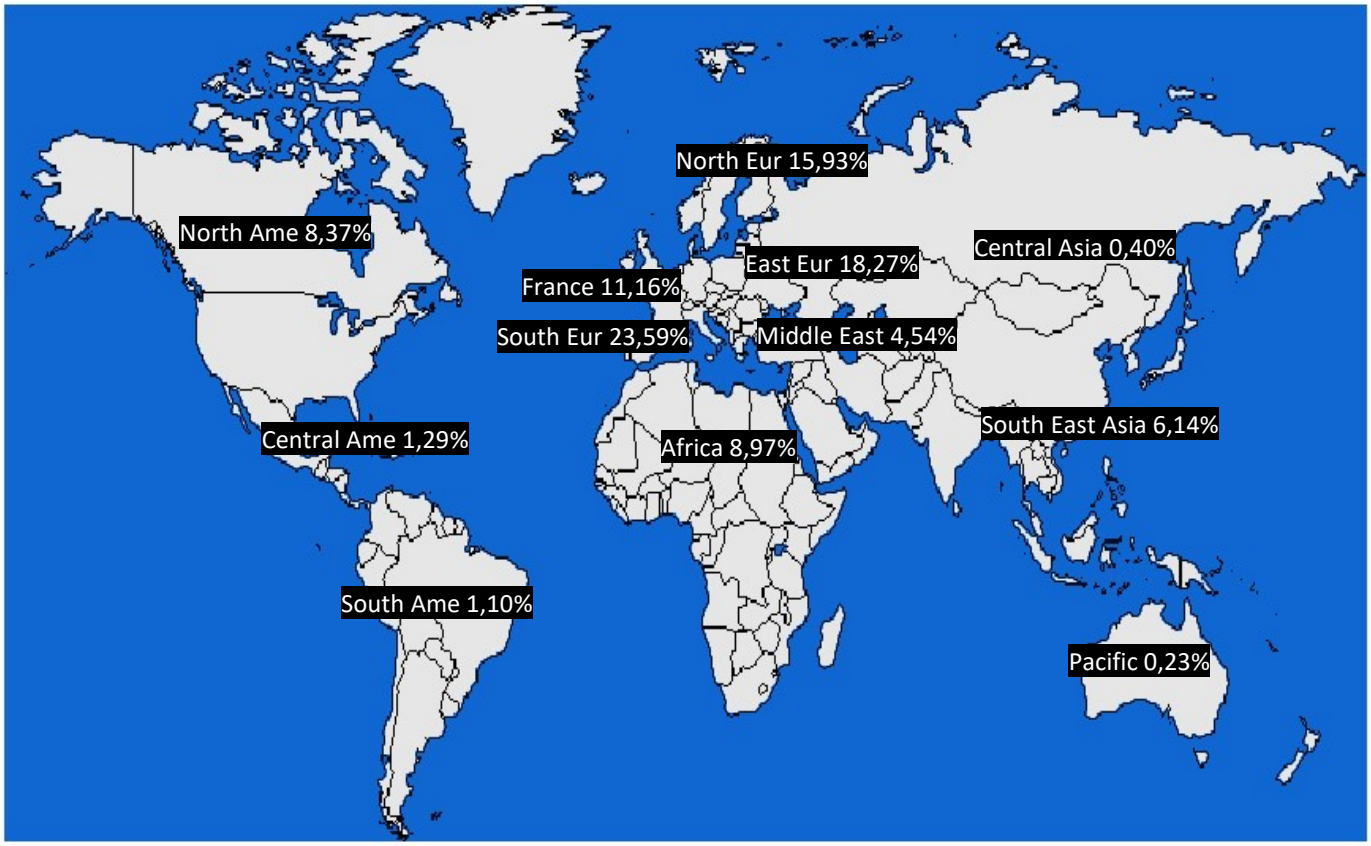

Slots distribution by service type

Group Services for All Destinations	S22	S21
Regular Services	88,48%	88,59%
Freight Services	10,38%	10,52%
Charter Services	0,96%	0,79%
Technical Services	0,17%	0,09%
Others	0,01%	0,01%

CDG S22 - Airport Coordination Parameters

Runway scheduling limits:

Order of October 11th,2016 updating the modified order of October 19th, 1999 set the airport capacity of Paris-Charles-de-Gaulle:

	CDG RUNWAY CAPACITY S22							
		Arrivals	Arrivals	Arrivals	Departures	Departures	Departures	Total
TU	Local time	/10 min	/hour	per rolling	/10 min	/hour	per rolling	arrivals + departures
				hour			hour	/hour
0h à 0h 59	2 h à 2h 59	7 (6)	20	73	7 (6)	20	78	32
1 h à 1 h 59	3 h à 3h 59	7 (6)	20	73	7 (6)	25	78	32
2 h à 2 h 59	4 h à 4h 59	7 (6)	20	73	7 (6)	25	78	32
3 h à 3 h 59	5 h à 5 h 59	8 (2)	30	73	7 (6)	25	78	40
4h à 4 h 59	6 h à 6h 59	11 (1)	41	73	8 (2)	38	78	67
5 h à 5 h 59	7 h à 7h 59	12 (3)	50	73	13(3)	66	78	103
6 h à 6 h 59	8 h à 8h 59	13 (1)	62	73	12 (3)	62	78	109
7 h à 7 h 59	9 h à 9 h 59	12 (3)	62	73	13 (2)	64	78	120
8h à 8 h 59	10 h à 10 h 59	12 (3)	60	73	13 (1)	67	78	111
9h à 9 h 59	11 h à 11 h 59	12 (3)	61	73	13 (1)	63	78	112
10 h à 10h 59	12 h à 12h 59	12 (3)	54	73	13 (2)	65	78	111
11 h à 11h 59	13 h à 13 h 59	12 (3)	55	73	13 (3)	70	78	110
12h à 12 h 59	14 h à 14h 59	13 (3)	58	73	13 (1)	63	78	105
13 h à 13h 59	15 h à 15 h 59	13 (1)	56	73	13(3)	65	78	108
14h à 14 h 59	16 h à 16 h 59	12(1)	56	73	13 (1)	63	78	107
15h à 15 h 59	17 h à 17h 59	13 (3)	61	73	12 (3)	62	78	107
16 h à 16h 59	18 h à 18h 59	13 (1)	60	73	13 (2)	62	78	111
17h à 17 h 59	19 h à 19 h 59	13 (3)	64	73	12 (3)	62	78	109
18h à 18 h 59	20 h à 20 h 59	13 (1)	56	73	14 (2)	64	78	108
19 h à 19h 59	21 h à 21 h 59	12 (3)	53	73	13 (2)	55	78	99
20 h à 20h 59	22 h à 22 h 59	13(1)	47	73	11 (6)	41	78	80
21 h à 21h 59	23 h à 23h 59	8 (6)	40	73	10 (6)	30	78	62
22 h à 22h 59	0 h à 0 h 59	7 (6)	30	73	7 (6)	20	78	40
23h à 23 h 59	1 h à 1 h 59	7 (6)	20	73	7 (6)	20	78	40

The acronym N (M) means that during the corresponding hour, a maximum of N movement can be scheduled for M period of 10 minutes, N-1 movement during the 6-M others periods of 10 minutes, provided that the other constraints in the corresponding hour are not exceeded.

Terminal constraints:

The maximum departing passengers flows per hour by terminal are:

Terminal	Flux maximal de passagers/heure au départ
T1	2000
T3	1000
T2A	1000
T2C	800
T2B	
T2D	1500
T2E	5600
T2F	2800
T2G	700

These constraints are implemented by COHOR to warn carriers of possible difficulties in CDG terminals.
Cooperation between these carriers and Aéroports de Paris is required to find solutions.

Graphics : Initial demand

CDGS22 R60 Arrival

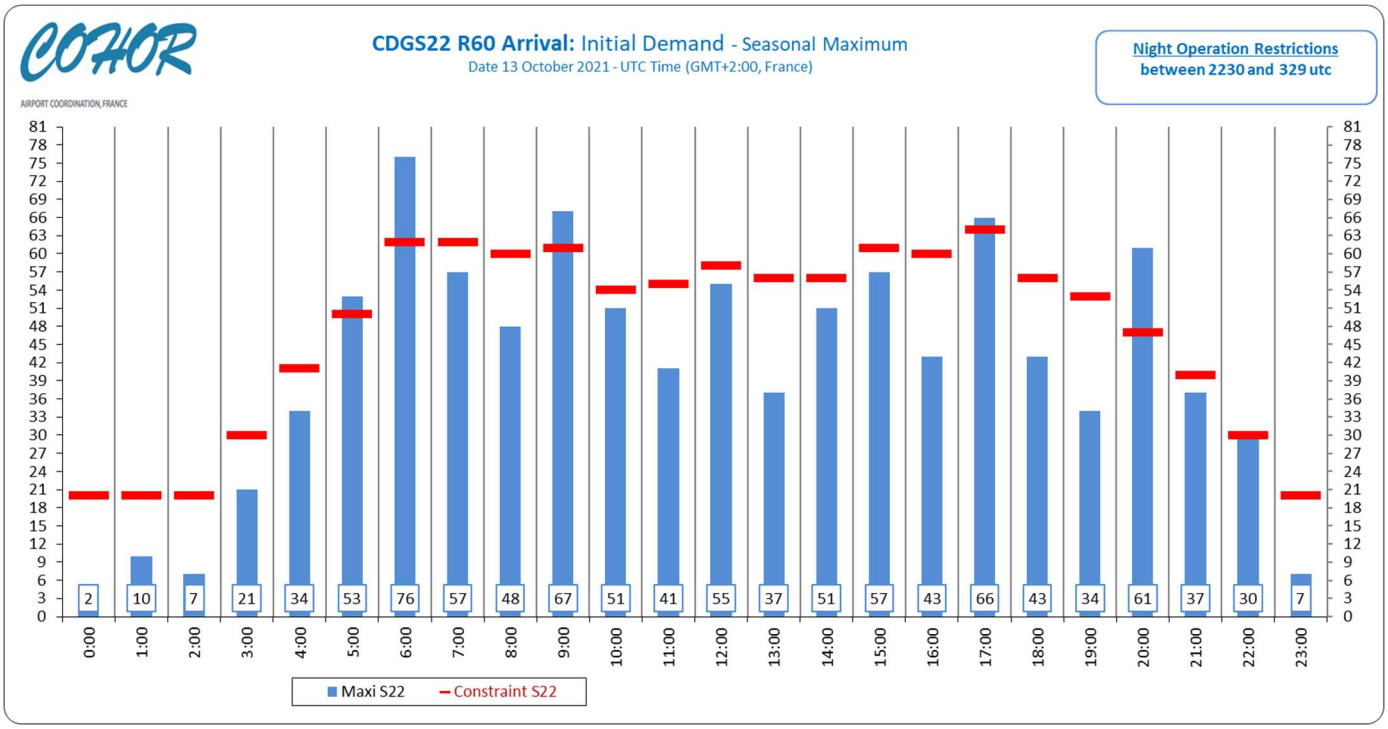

CDGS22 R60 Departure

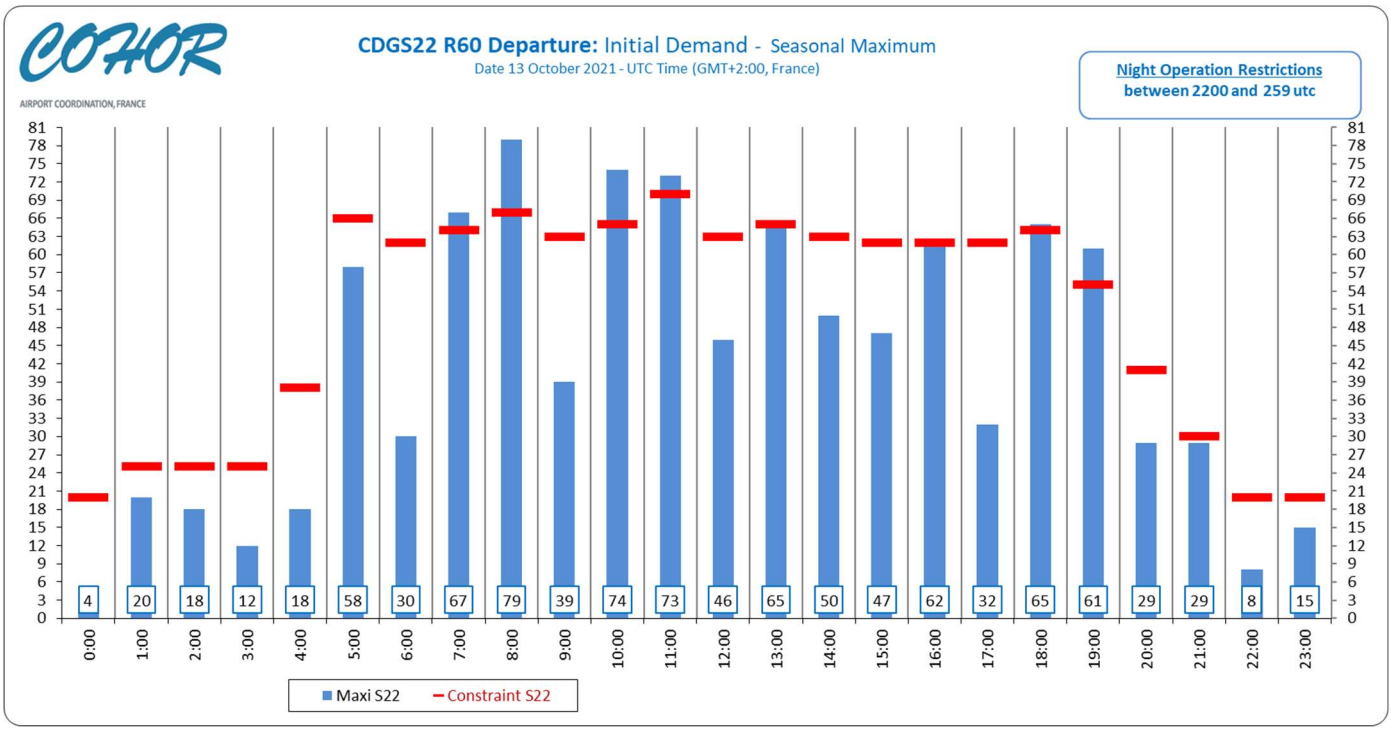

CDGS22 R60 Mixed

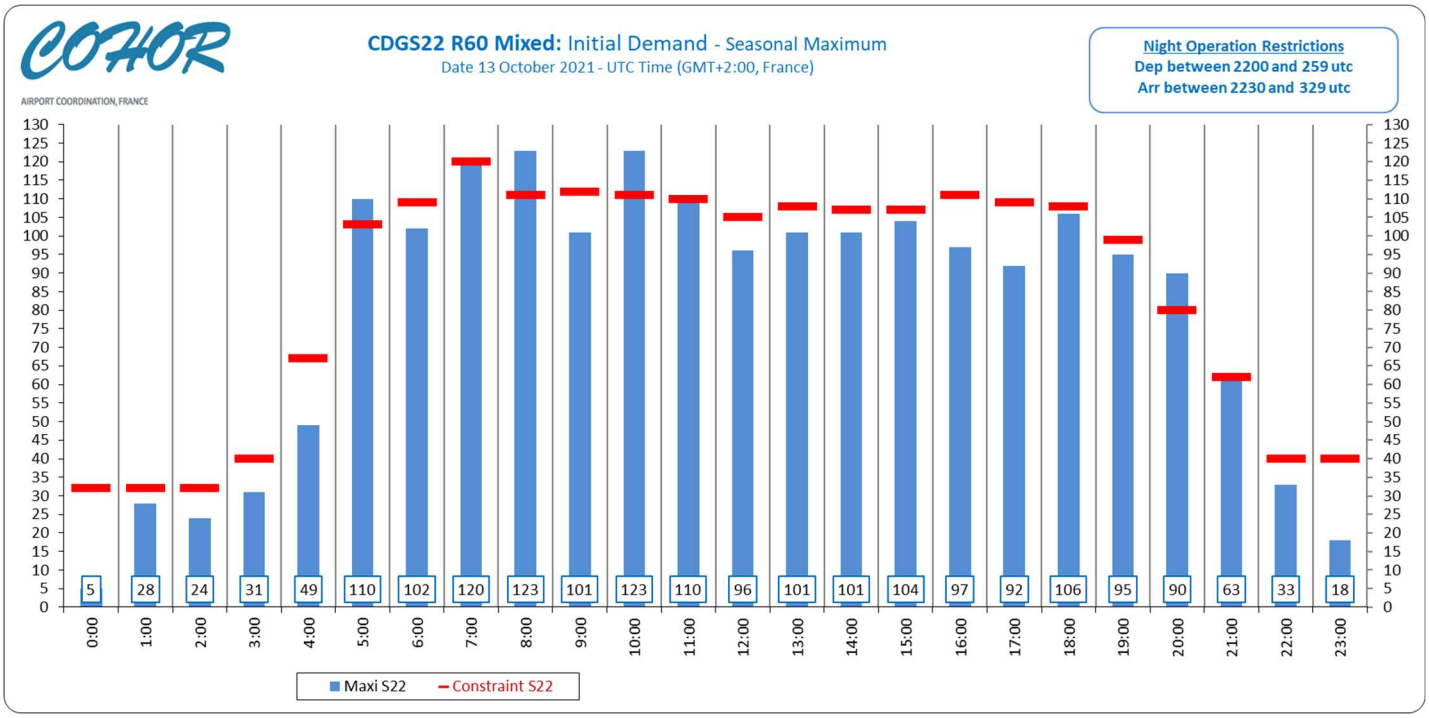

Graphics : SOS Allocated slots

CDGS22 R60 Arrival

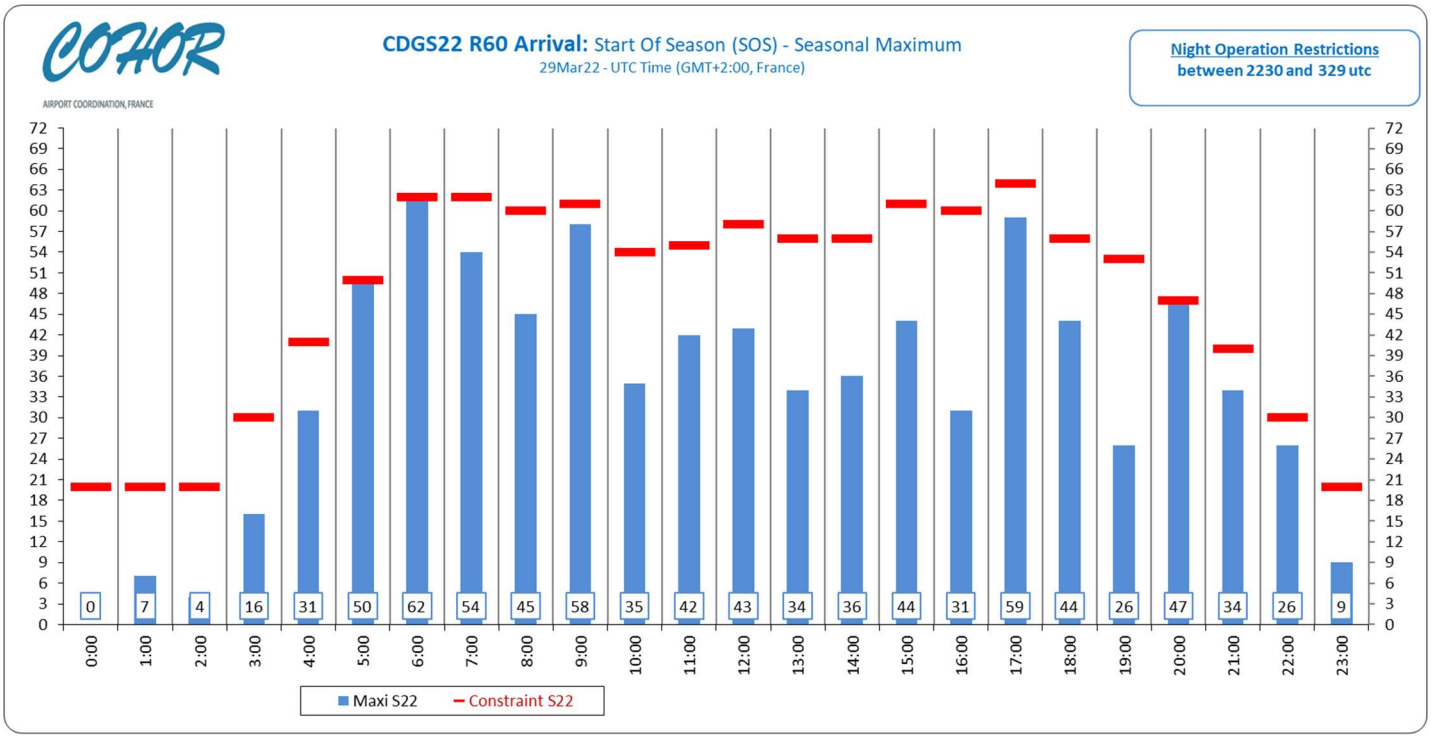

CDGS22 R60 Departure

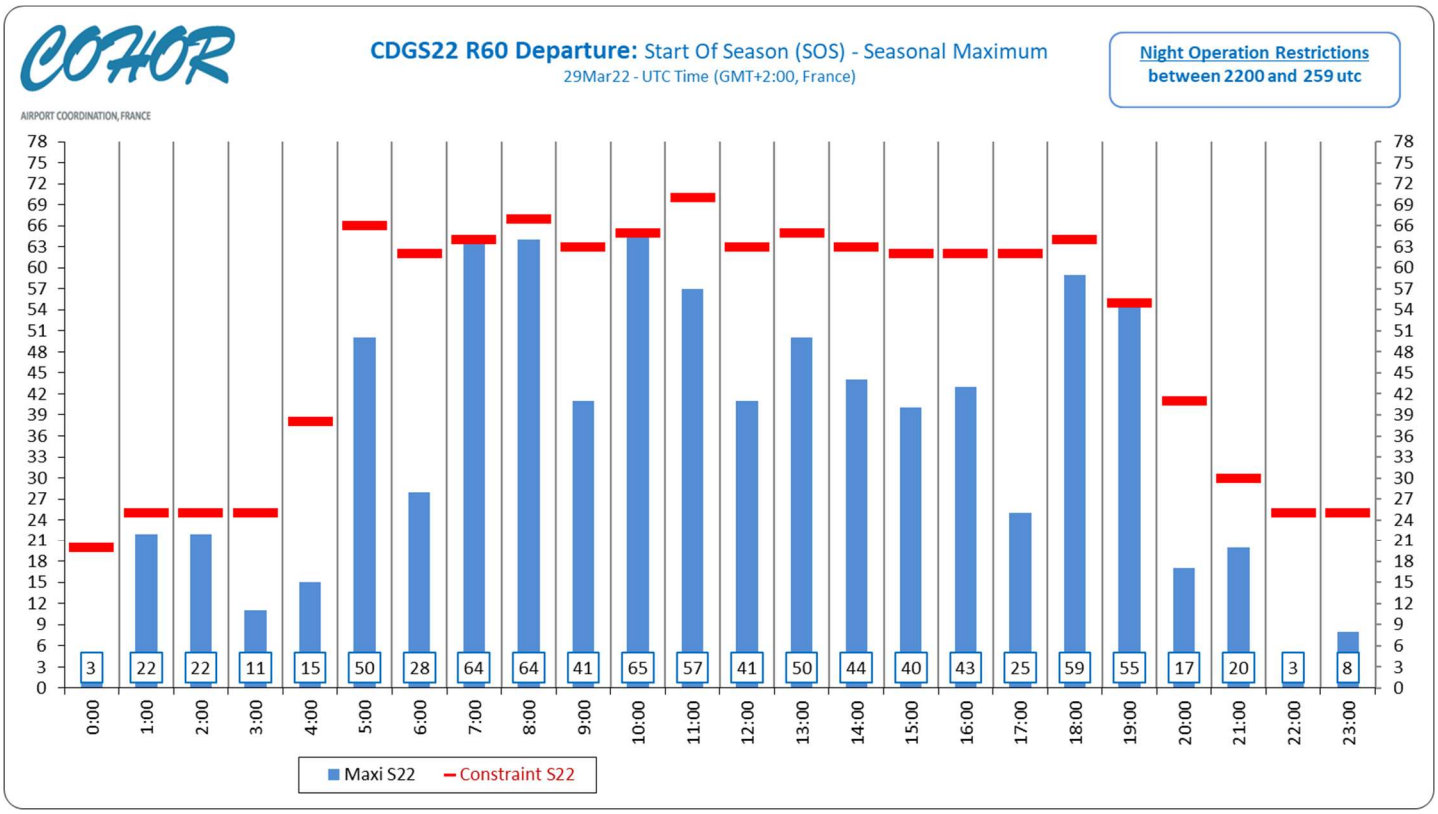

CDGS22 R60 Mixed

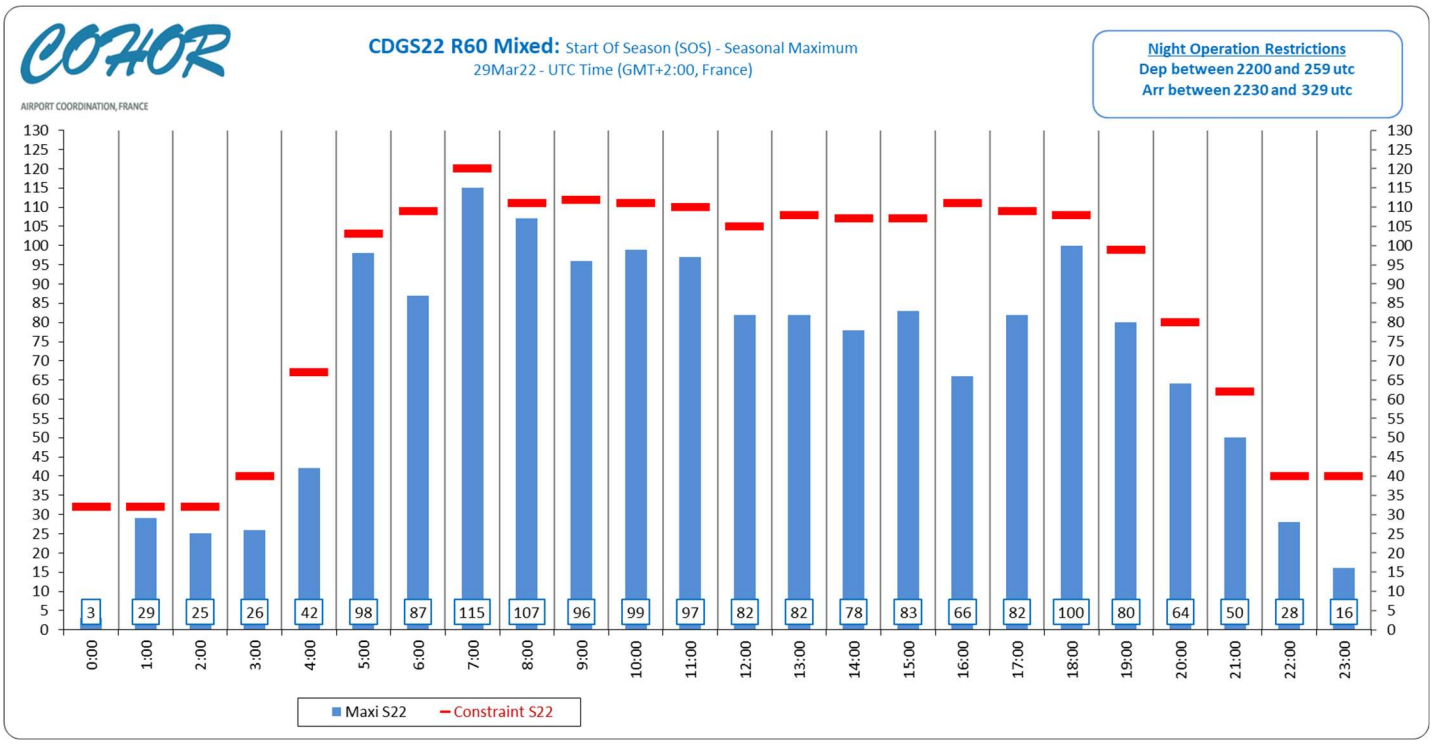

COHOR
AIRPORT COORDINATION, FRANCE

Slots allocation by operator

AIRLINE	Total Slot
AEGEAN AIRLINES	2818
AER LINGUS	1736
AEROFLOT RUSSIAN AIRLINES	2038
AEROMEXICO	434
AIR ALGERIE	3754
AIR ARABIA MAROC	652
AIR ASTANA JSC	148
AIR AUSTRAL	960
AIR BALTIC	1008
AIR CAIRO	195
AIR CANADA	1098
AIR CARAIBES ATLANTIQUE	4
AIR CHINA	2858
AIR CONTRACTORS LTD	1302
AIR FRANCE	142124
AIR FRANCE HANDLING	16
AIR INDIA	434
AIR MADAGASCAR	132
AIR MALTA	430
AIR MAURITIUS	518
AIR NOSTRUM	6
AIR SENEGAL SA	434
AIR SWEDEN AB	594
AIR TAHITI NUI	392
AIR TRANSAT	1096
AIRBRIDGE CARGO	260
ALBA STAR	44
ALL NIPPON AIRWAYS	156
AMELIA INTL - AERO 4 M	1
AMERICAN AIRLINES	1736
ARKIA ISRAELI AIRLINES	221
ASIANA AIRLINES	378
ASL AIRLINES FRANCE	2077
ASL Airlines Belgium	545
ASSISTANCE EUROPE HANDLING	11
AUSTRIAN AIRLINES	2080
AZERBAIJAN AIRLINES	252
Air Saint-Pierre	24
AirSERBIA	842
Airline Geo Sky LLC	10
Atlantic Airways	94
Aviatrans Cargo Airlines	310
BEIJING CAPITAL AIRLINES	342

AIRLINE	Total Slot
BELAVIA BELARUSSIAN AIRLINES	302
BH AIR	4
BLUEBIRD NORDIC	434
BLUEISLANDS	4
BRITISH AIRWAYS	3273
BULGARIA AIR	332
Blue Air Aviation	614
Braathens Regional Airlines	4
Brussels Airlines	920
CATHAY PACIFIC	648
CHINA EASTERN AIRLINES	1936
CHINA SOUTHERN AIRLINES	608
CMA CGM AIR CARGO	683
CORENDON AIRLINES	204
CORSAIR	35
CROATIA AIRLINES	908
CSA CZECH AIRLINES	1172
CYPRUS AIRWAYS	4
DELTA AIR LINES	4074
DUBAI AIRWINGS	2
EASYJET AIRLINE	4788
EASYJET EUROPE	17938
EGYPTAIR	774
EL AL	1413
EMIRATES	1302
ENTER AIR	125
ETF AIRWAYS	389
ETHIOPIAN AIRLINES	442
ETIHAD AIRWAYS	904
EUROPEAN AIR TRANSPORT	2604
EUROWINGS	648
EVA AIR	404
Express Air Cargo	305
FEDEX EXPRESS	17209
FINNAIR	2050
FLY ONE	188
FLY PLAY HF	410
FLYONE ARMENIA	114
FLYR	332
FREE BIRD AIRLINES	84
FREEBIRD AIRLINES EUROPE LIMITED	44
Fly Egypt	218
GEORGIAN AIRLINES	86
GERMAN AIRWAYS	2
GULF AIR	434
HAINAN AIRLINES	244
HIFLY AIRLINES	6

AIRLINE	Total Slot
IBERIA	870
ICELANDAIR	1118
IRAN AIR	124
ISRAIR AIRLINES	38
ITA - Italia Trasporto Aereo	2881
JAPAN AIRLINES	414
JET2.COM	248
JORDAN AVIATION	11
KENYA AIRWAYS	328
KLM	2318
KOREAN AIR	515
KUWAIT AIRWAYS	374
LATAM Airlines Group S.A. dba LATAM Airlines Group	406
LOT POLISH AIRLINES	1231
LUFTHANSA	5665
LUXAIR	1284
MIDDLE EAST AIRLINES	764
MNG AIRLINES	244
NEOS	15
NORSE ATLANTIC AIRWAYS	882
NOUVELAIR TUNISIE	2343
Nile Air	52
Norwegian Air Shuttle AOC ASA	538
Norwegian Air Sweden AOC AB	674
OMAN AIR	398
PAKISTAN INTERNATIONAL AIRLINES	172
PAN EUROPEENNE	1
PEGASUS AIRLINES	238
QATAR AIRWAYS	1656
REGOURD AVIATION dba Amelia	16
ROSSIYA AIRLINES	104
ROYAL AIR MAROC	837
ROYAL JORDANIAN	434
SATA INTERNATIONAL	136
SAUDIA	854
SCANDINAVIAN AIRLINES	2444
SINGAPORE AIRLINES	564
SKY EXPRESS S.A.	648
SRILANKAN AIRLINES	186
STAR AIR	618
SUNEXPRESS	612
SWISS INTERNATIONAL AIRLINES	1605
Sichuan Airlines Co.Ltd	26
Smartwings, a.s.	1216
TAROM	700
TASSILI AIRLINES	86
THAI AIRWAYS	434

AIRLINE	Total Slot
THY TURKISH AIRLINES	3785
TRADE AIR	4
TRANS AEREOS DE CABO VERDE	70
TRANSAVIA AIRLINES	14
TRANSAVIA FRANCE	15
TUI fly Belgium	51
TUNISAIR	102
TURKMENISTAN AIRLINES	52
TUS AIRWAYS	162
ToMontenegro DOO	222
UKRAINE INTL AIRLINES	1300
UNITED AIRLINES	1940
UNITED PARCEL SERVICE	620
UR AIRLINES	52
UZBEKISTAN AIRWAYS	64
VIETNAM AIRLINES	486
VISTARA	186
VOLOTEA	434
VUELING AIRLINES	4540
WESTJET	504
West Atlantic	2
XIAMEN AIR	128