

Lyon St Exupéry Airport LYS/LFLL

Winter 2018 - Start Of Season Report

Report data extraction date: 30 October 2018

Table of contents

Evolution of allocated slots at the Start Of Season (SOS)	2
Slots distribution per alliance.....	4
Size of aircraft.....	5
Allocated slots by destination	6
Geographical distribution of allocated slots.....	8
Slots distribution by service type	8
LYSW18 - Airport Coordination Parameters	9
Graphics: Initial demand.....	10
Graphics: SOS Allocated slots.....	12
Slots allocation by operator	14

The contents of this report may not be reproduced without the written consent of COHOR.

Evolution of allocated slots at the Start Of Season (SOS)

Winter 2017 (21 weeks): 41 913 Allocated Slots

Winter 2018 (22 weeks): 46 705 Allocated Slots

Allocated slots at SOS increased by  6,37% from W17 to W18 (on average per week).

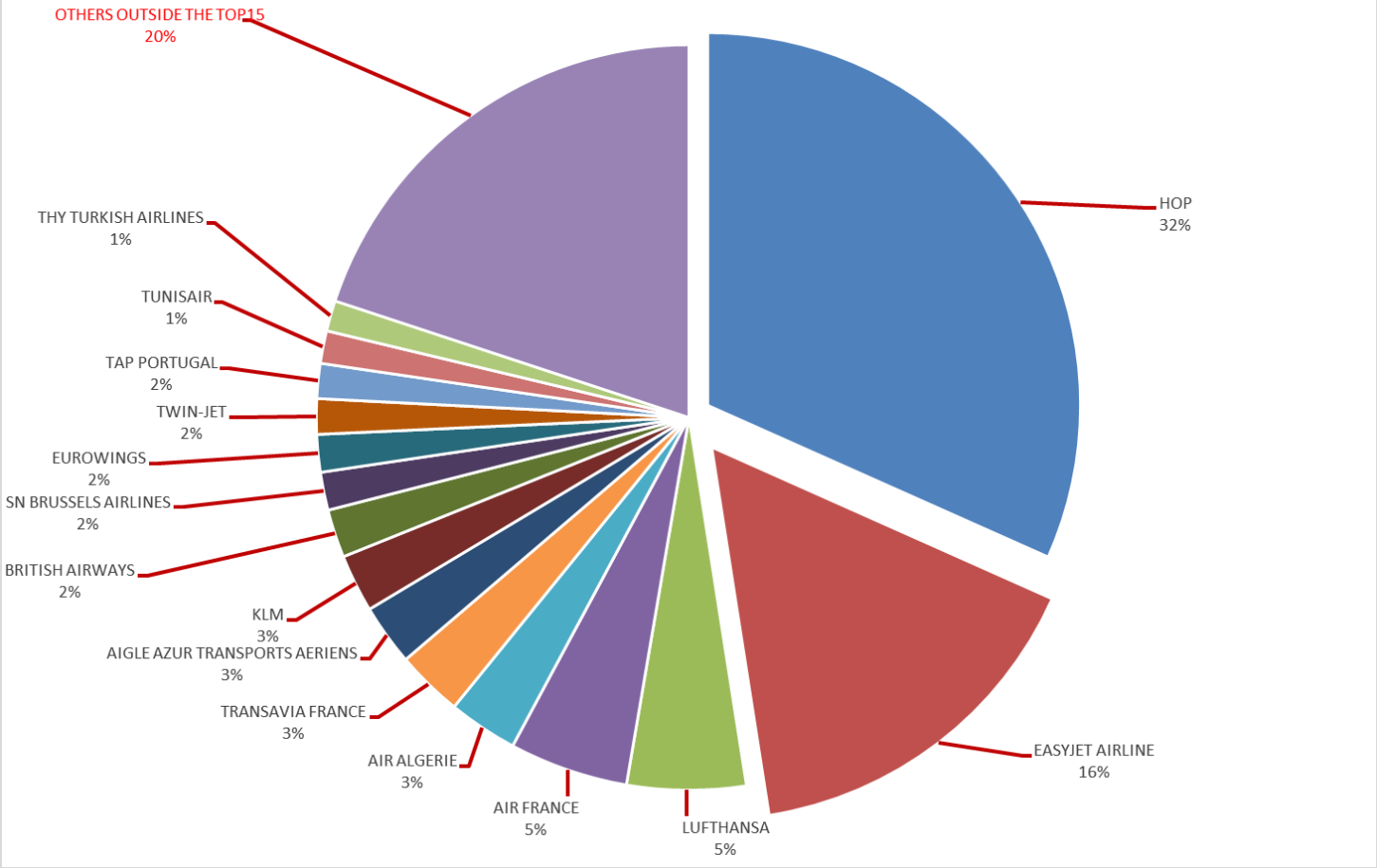
Slots Allocated OK W18: 99,69%

Total slots by operator – TOP15

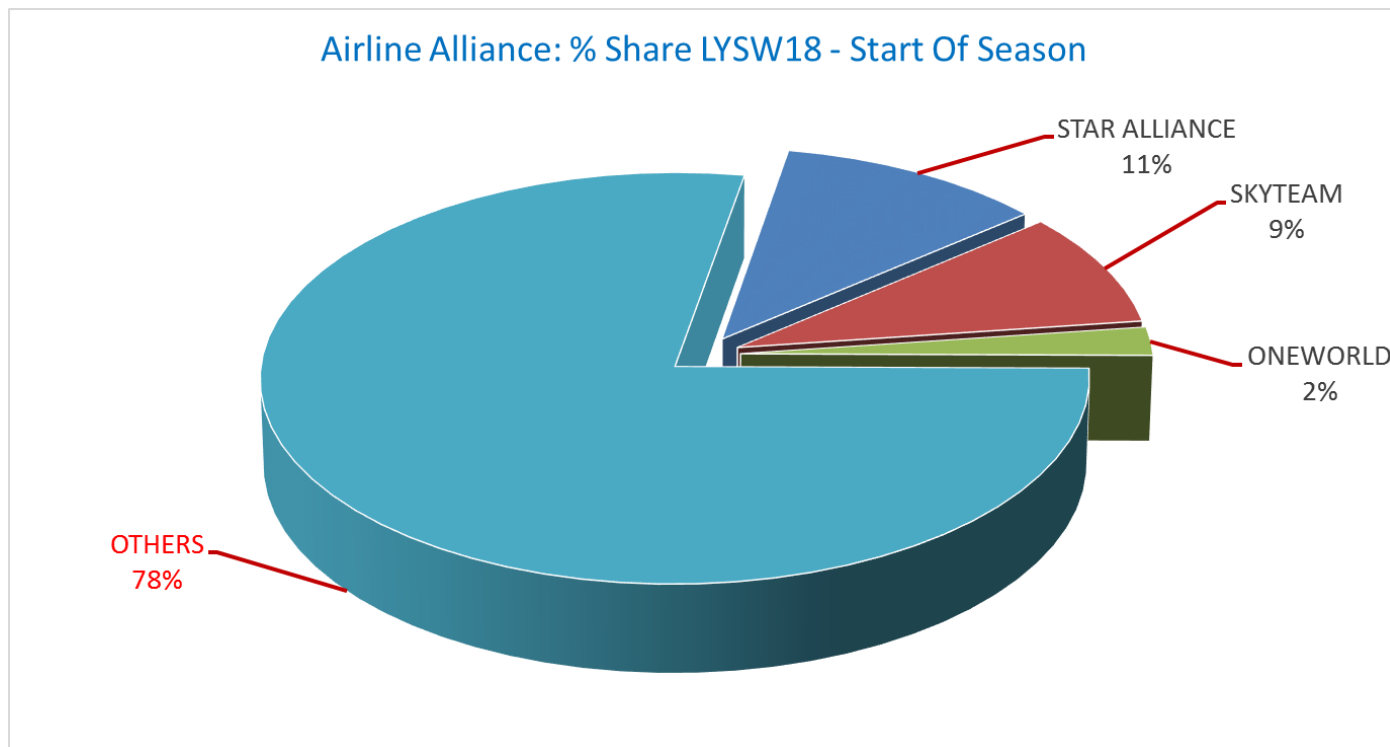
Airline	W17	%SHARE W17	W18	%SHARE W18
HOP	14132	33,72%	14792	31,67%
EASYJET AIRLINE	6337	15,12%	7409	15,86%
LUFTHANSA	2152	5,13%	2408	5,16%
AIR FRANCE	2312	5,52%	2407	5,15%
AIR ALGERIE	1384	3,30%	1406	3,01%
TRANSAVIA FRANCE	1043	2,49%	1353	2,90%
AIGLE AZUR TRANSPORTS AERIENS	662	1,58%	1238	2,65%
KLM	864	2,06%	1170	2,51%
BRITISH AIRWAYS	832	1,99%	978	2,09%
SN BRUSSELS AIRLINES	732	1,75%	770	1,65%
EUROWINGS	700	1,67%	760	1,63%
TWIN-JET	1016	2,42%	718	1,54%
TAP PORTUGAL	748	1,78%	708	1,52%
TUNISAIR	630	1,50%	660	1,41%
THY TURKISH AIRLINES	504	1,20%	618	1,32%
OTHERS	7 865	18,77%	9 310	19,93%
GRAND TOTAL	41 913	100,00%	46 705	100,00%
Part of AF/KL Group*	18 359	43,80%	19 722	42,23%

* AIRFRANCE - HOP - KLM - TRANSAVIAFRANCE - TRANSAVIAHOLLANDE

LYSW18 Start Of Season - Distribution by Airline



Slots distribution per alliance



ONEWORLD - Members Airlines (source : fr.oneworld.com 27Mar18)

AMERICAN AIRLINES - BRITISH AIRWAYS - CATHAY PACIFIC - FINNAIR - IBERIA - JAPAN AIRLINES -
LATAM - MALAYSIA AIRLINES - QANTAS - QATAR AIRWAYS - ROYAL JORDANIAN - S7 AIRLINES - Sri Lankan Airlines

SKYTEAM - Members Airlines (source : www.skyteam.com 27Mar18)

AEROFLOT - AEROLINEAS ARGENTINAS - AEROMEXICO - AIR EUROPA - AIRFRANCE - ALITALIA - CHINA AIRLINES - CHINA EASTERN -
CHINA SOUTHERN - CZECH AIRLINES - DELTA - GARUDA INDONESIA - KENYA AIRWAYS - KLM - KOREAN AIR - MEA - SAUDIA -
TAROM - VIETNAM AIRLINES - XIAMENAIR

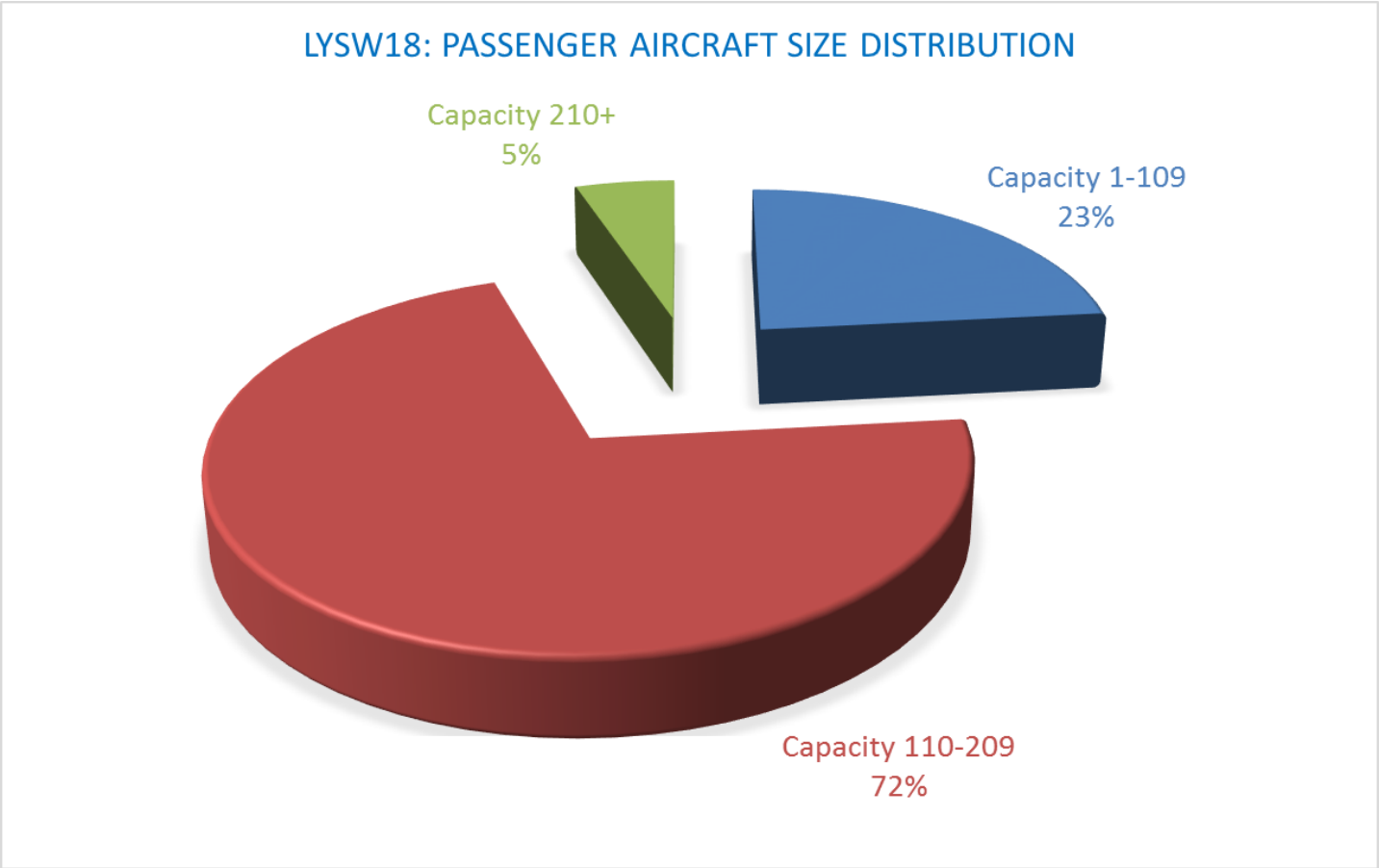
STAR ALLIANCE - Members Airlines (source : www.staralliance.com 27Mar18)

ADRIA - AEGEAN - AIR CANADA - AIR CHINA - AIR INDIA - AIR NEW ZEALAND - ANA - ASIANA AIRLINES - AUSTRIAN -
AVIANCA TACA - BRUSSELS AIRLINES - COPA AIRLINES - CROATIA AIRLINES - EGYPTAIR - ETHIOPIAN - EVA AIR
LOT POLISH AIRLINES - LUFTHANSA - SCANDINAVIAN AIRLINES - SHENZHEN AIRLINES - SINGAPORE AIRLINES - SOUTH AFRICAN AIRWAYS
SWISS - TAP PORTUGAL - THAI - TURKISH AIRLINES - UNITED

Size of aircraft

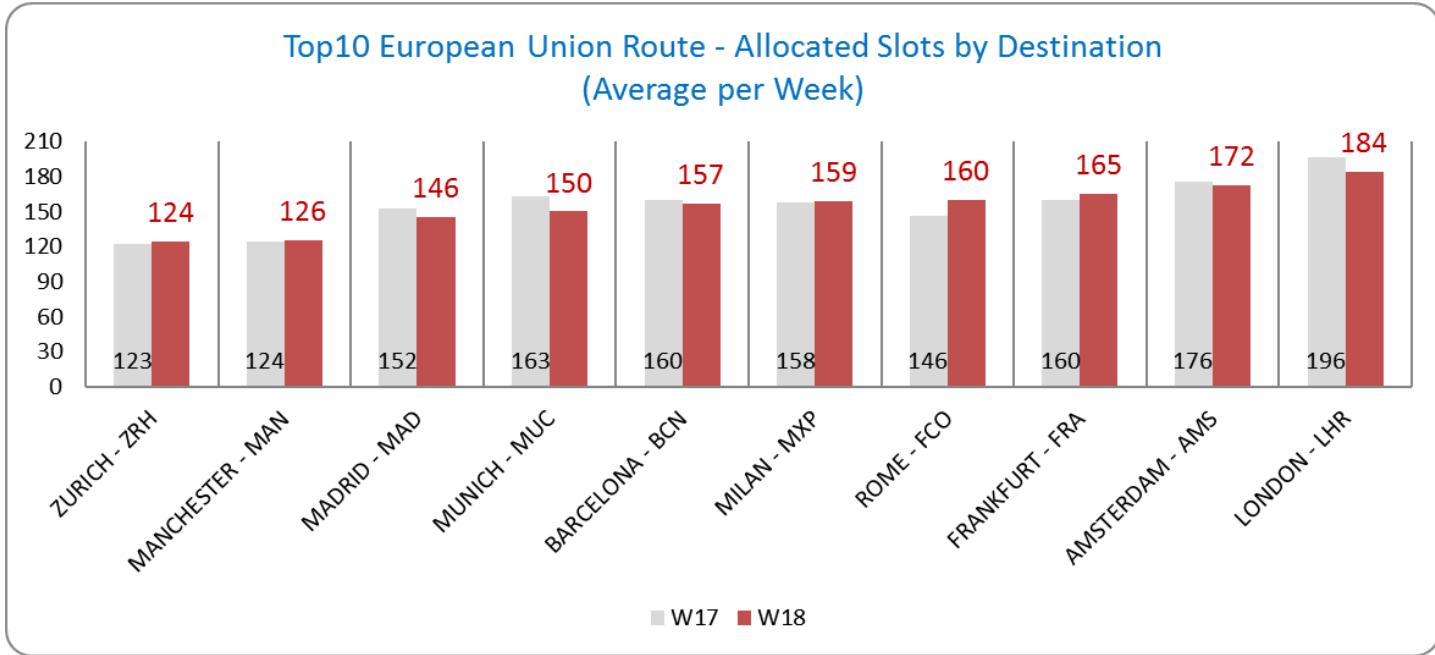
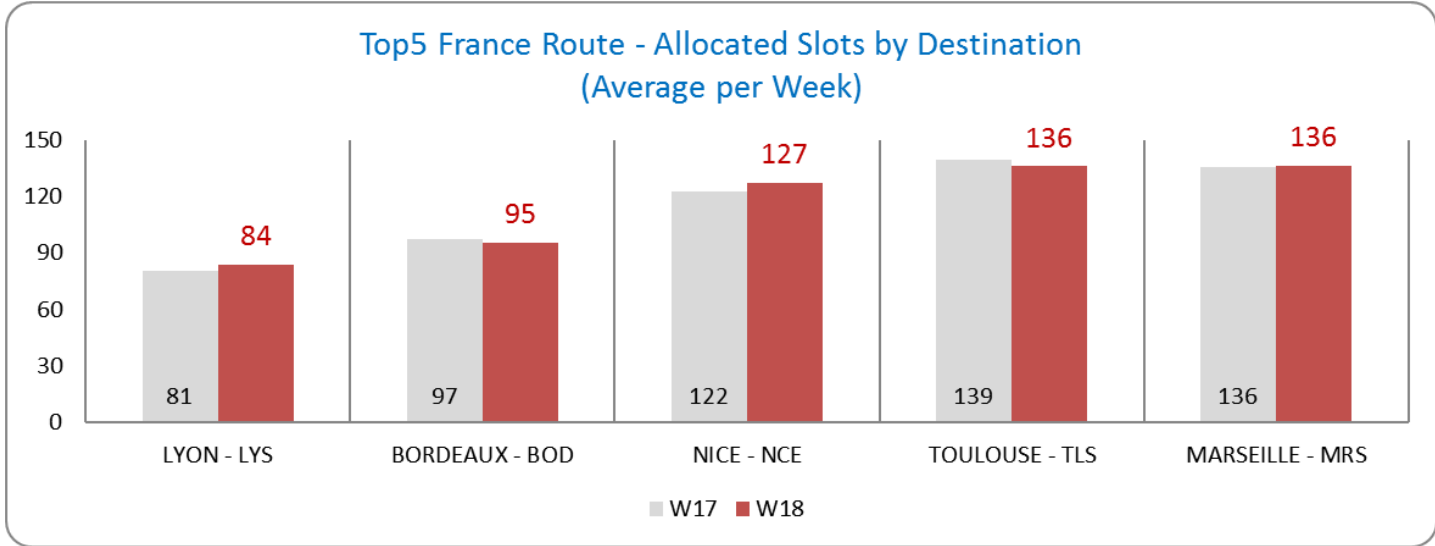
	W17	W18	Evolution
Average Size of Aircraft (Seats)	126	131	4,1%
Total Passenger Seat Offer	5 033 481	5 814 665	N/A*

*N/A DUE TO DIFFERENT NUMBER OF WEEK BETWEEN W17 and W18

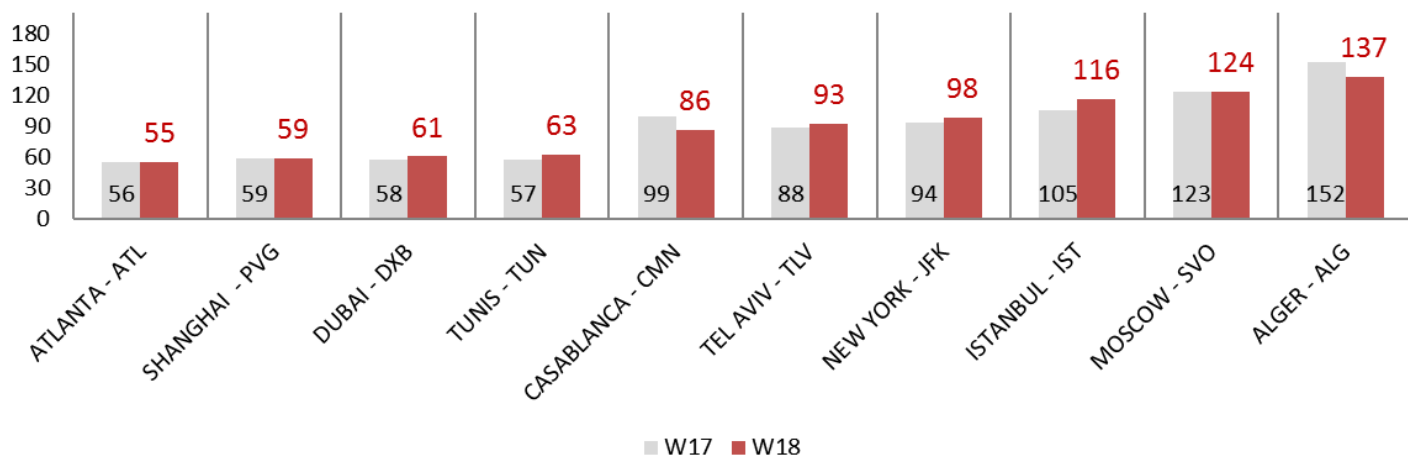


Allocated slots by destination

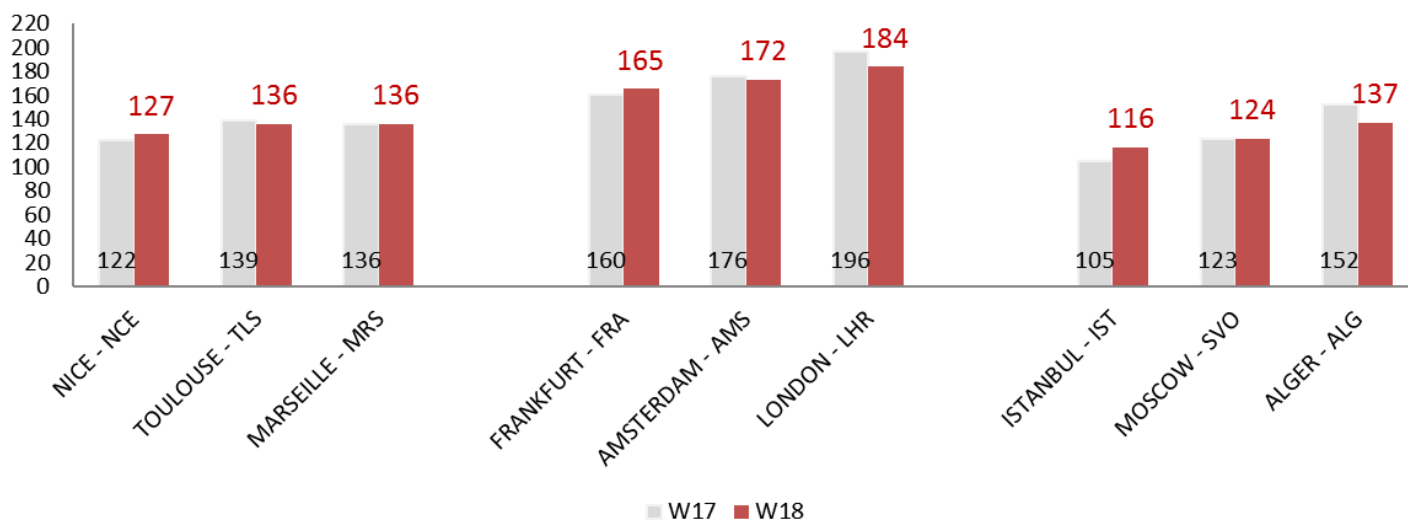
(LYSW18 vs LYSW17)



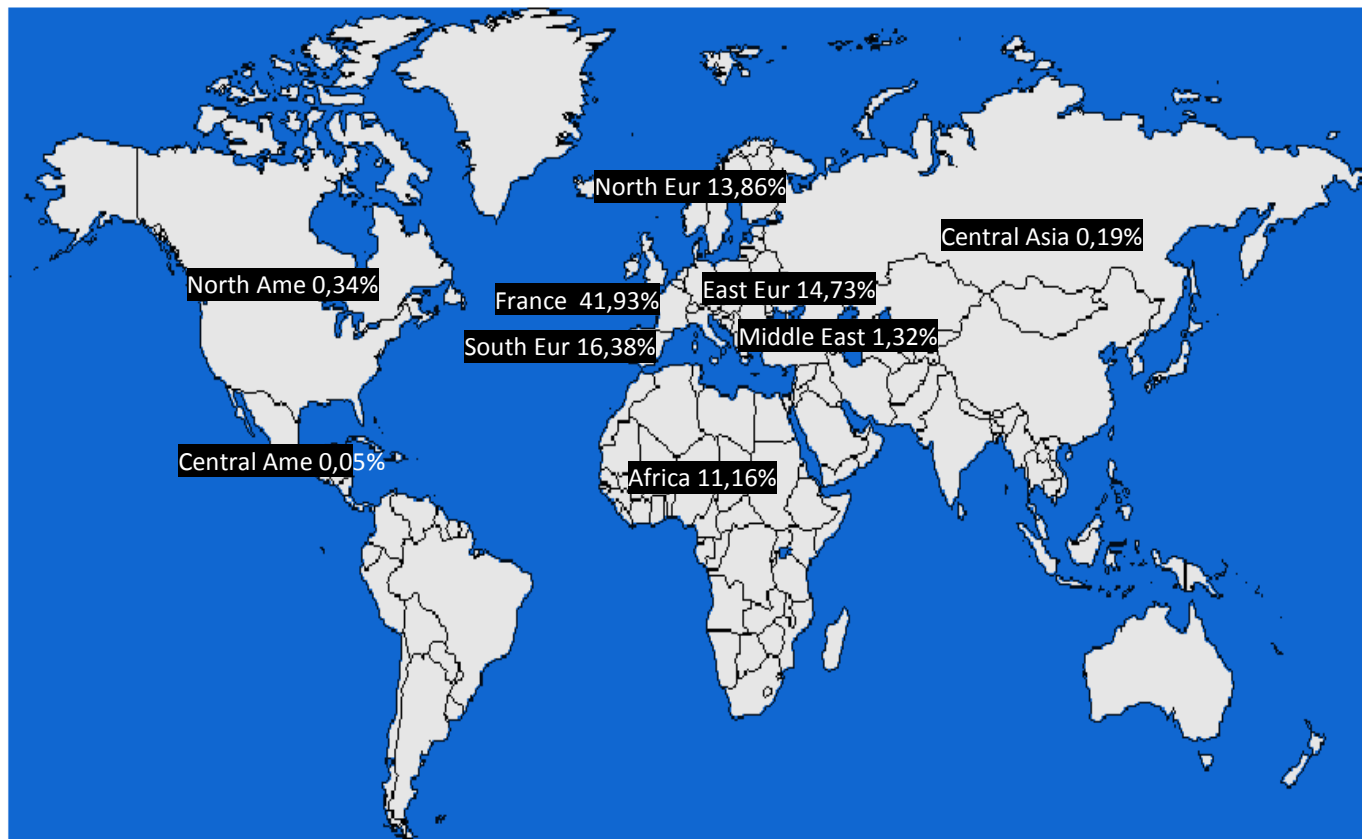
Top10 International Route Route - Allocated Slots by Destination
(Average per Week)



Comparison of first 3 destinations for each group
Allocated Slots by Destination
(Average per Week)



Geographical distribution of allocated slots



Slots distribution by service type

Group Services for All Destinations	W18	W17
Regular Services	93,91%	94,36%
Freight Services	4,72%	4,45%
Charter Services	0,99%	0,90%
Technical Services	0,34%	0,26%
Others	0,04%	0,03%

LYSW18 - Airport Coordination Parameters

Runway scheduling limits:

From summer S14, following the increase of capacity allowed by runway works on Lyon airport, the order of October 4th, 2013 modifies the runway constraints as follows:

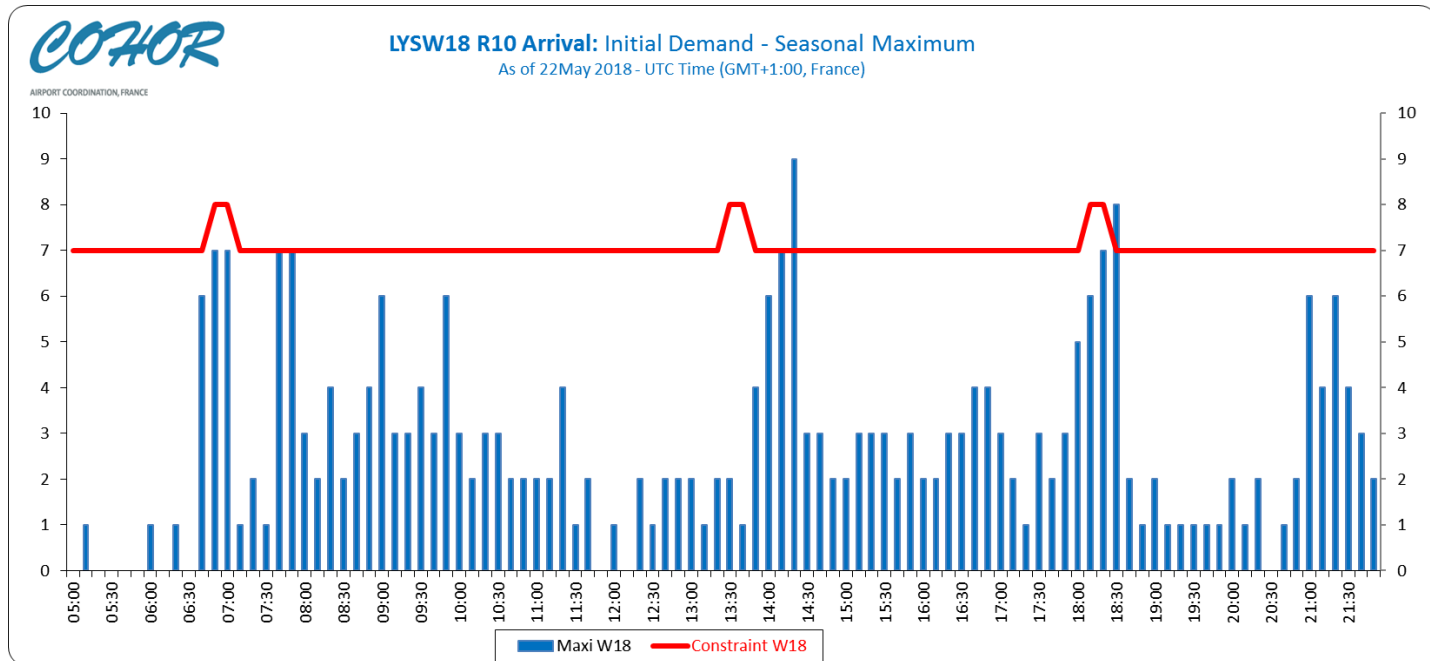
LYS RUNWAY CAPACITY W18								
Local time	Arrivals	Arrivals	Arrivals	Departures	Departures	Departures	Total	Total
	/60 min	/40 min	/10 min	/60 min	/40 min	/10 min	/60 min	/10 min
06:00-06:59		27	7		27	7	53	9
07:00-09:59			7*			7*		
10:00-13:59	38/rolling		7	38/rolling		7		
14:00-15:59	hour by		7*	hour by		7*		
16:00-17:59	10 min		7	10 min		7		
18:00-20:59	steps		7*	steps		7*		
21:00-22:59			7			7		

7* means that during a rolling time period, maximum 8 movements can be accepted during two periods of 10 minutes, 7 movements during the subsequent four periods of 10 minutes, in compliance with the corresponding runway constraints.

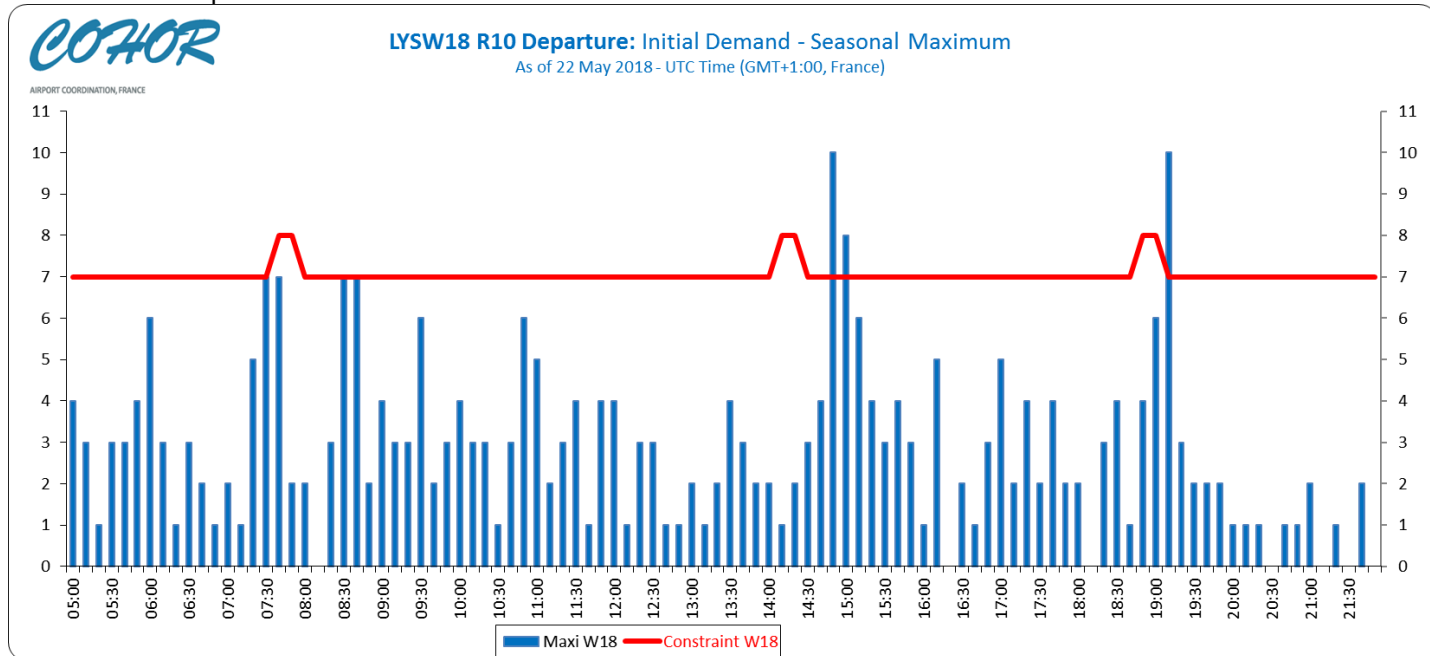
Terminal constraints: None

Graphics: Initial demand

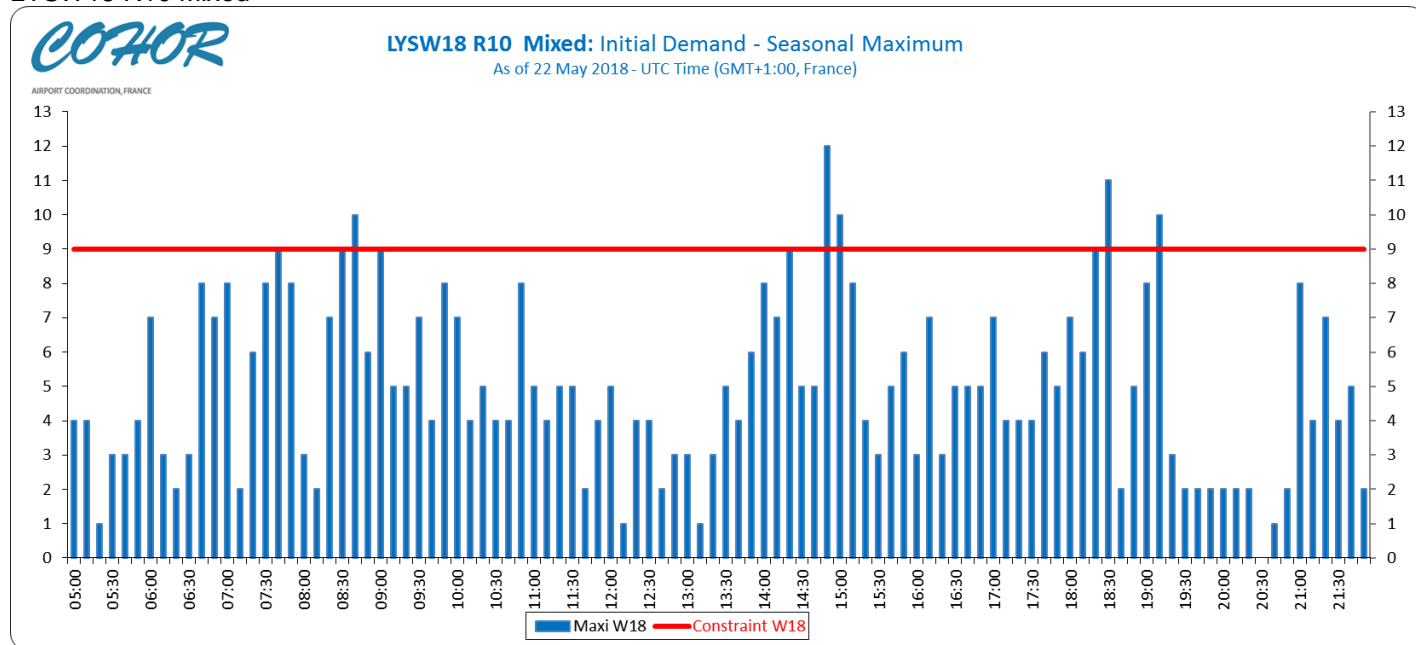
LYSW18 R10 Arrival



LYSW18 R10 Departure

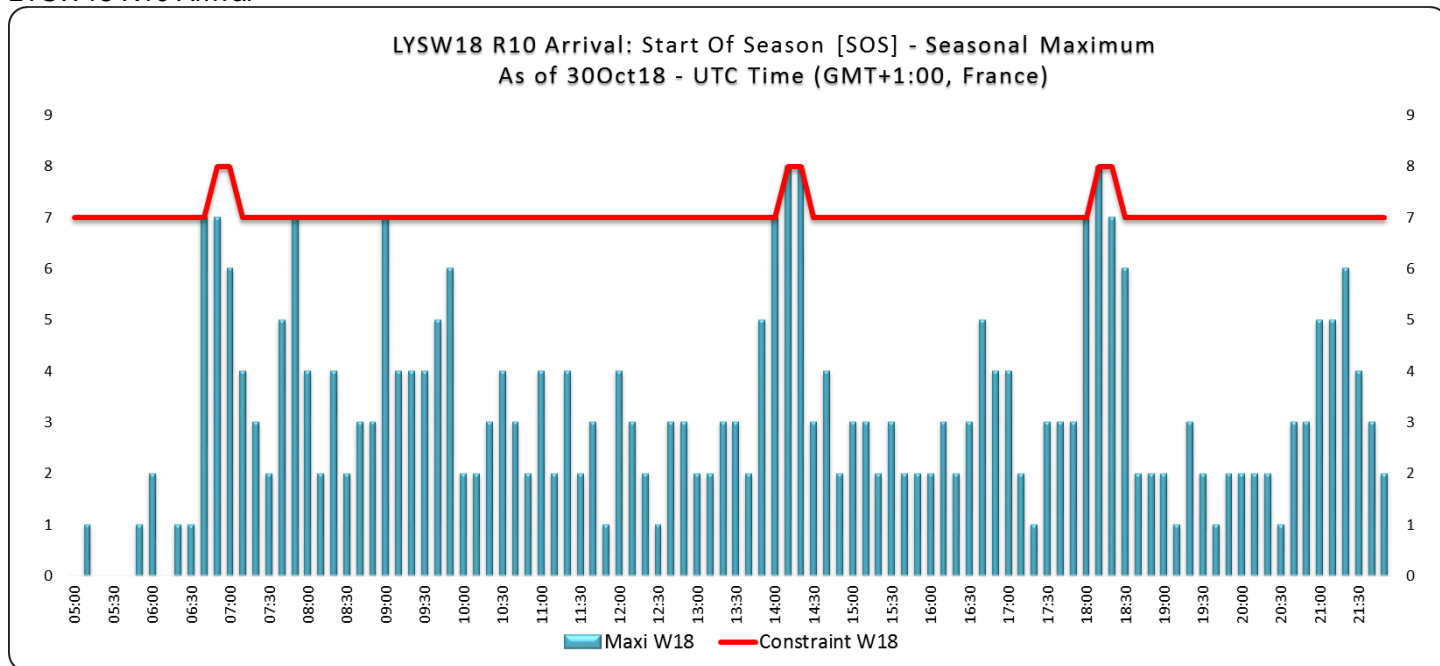


LYSW18 R10 Mixed

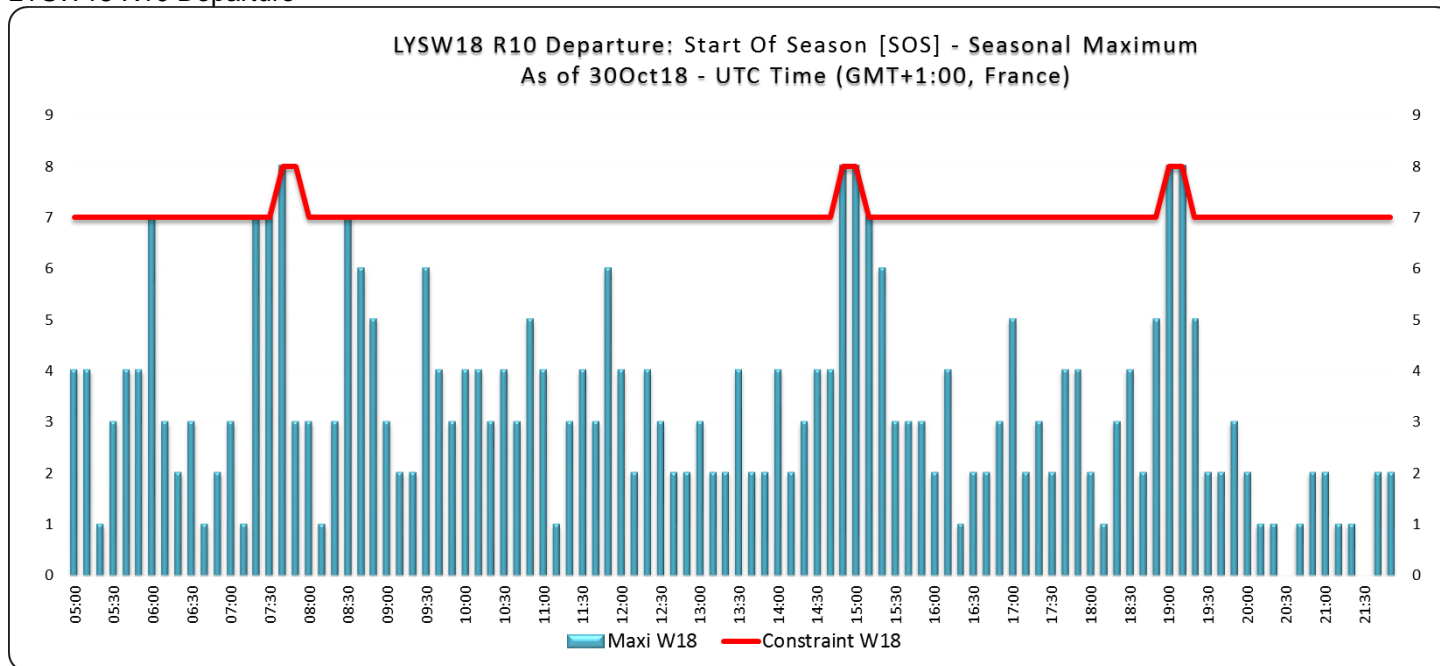


Graphics: SOS Allocated slots

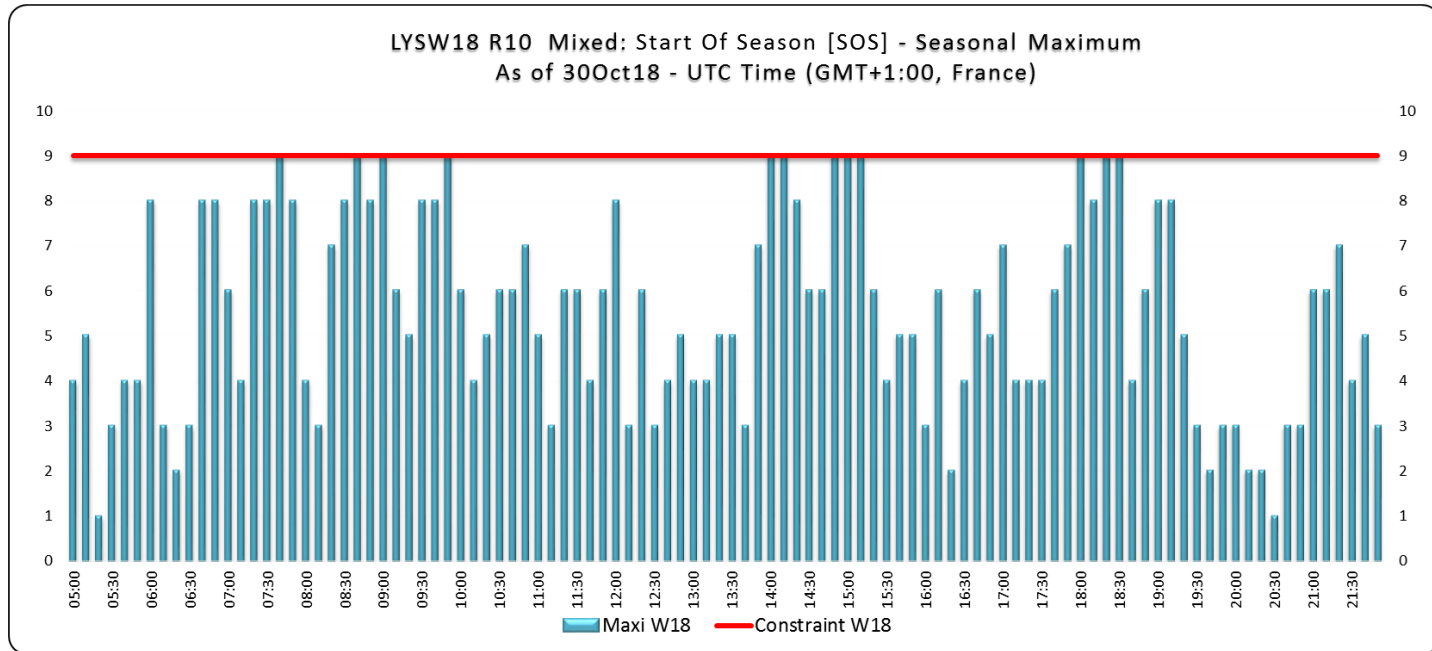
LYSW18 R10 Arrival



LYSW18 R10 Departure



LYSW18 R10 Mixed



Slots allocation by operator

Airline	Total Slot
AEGEAN AIRLINES	48
AER LINGUS	336
AEROFLOT RUSSIAN AIRLINES	616
AIGLE AZUR TRANSPORTS AERIENS	1238
AIR ALGERIE	1406
AIR ARABIA MAROC	270
AIR CANADA	152
AIR CONTRACTORS LTD	44
AIR CORSICA	282
AIR EUROPA	6
AIR FRANCE	2407
AIR MALTA	6
AIR NOSTRUM	483
AIR TRANSAT	4
AIRCOMPANY ARMENIA	88
AIR-MEDITERRANEAN	2
ASL Airlines Belgium	438
ASL AIRLINES FRANCE	454
AUSTRIAN AIRLINES	492
BLUE AIR-AIRLINE	88
BMI REGIONAL	72
BRITISH AIRWAYS	978
CARGO AIR	2
CARPATAIR	5
CHALAIR	424
CODE ASSISTANT AVIAPARTNER	6
CORENDON AIRLINES EUROPE	16
EASYJET AIRLINE	7409
EMIRATES	306
ENTER AIR	38
EUROPEAN AIR TRANSPORT	426
EUROWINGS	760
FEDEX EXPRESS	348
FINNAIR	64
Fly Egypt	18
FLYBE	376
FREE BIRD AIRLINES	12
GERMANIA FLUGGESELLSCHAFT	6
HOP	14792
IBERIA EXPRESS	308
JETAIRFLY	84
JET2.COM	68
KLM	1170

LUFTHANSA	2408
LUXAIR	6
MALETH-AERO	2
Norwegian Air International Ltd	32
NOUVELAIR TUNISIE	276
ONUR AIR	14
PEGASUS AIRLINES	404
PICHARD EXE HANDLING	8
REGOURD AVIATION	4
ROYAL AIR MAROC	470
SMALL PLANET AIRLINES UAB	12
Smartlynx Airlines Estonia	14
SN BRUSSELS AIRLINES	770
SPACE AERO HANDLING	4
STAR AIR	436
Stobart Air (ex REA)	232
SUNDAIR	2
TAP PORTUGAL	708
THOMAS COOK AIRLINES	2
THOMSONFLY	46
THY TURKISH AIRLINES	618
TITAN AIRWAYS	12
TRADE AIR	8
TRANSAVIA FRANCE	1353
TRAVEL SERVICE AIRLINES	110
TUI	4
TUNISAIR	660
TWIN-JET	718
VOLOTEA SL	36
VUELING AIRLINES	518
WIZZ AIR	168
XL AIRWAYS FRANCE	102