

Nice Côte d'Azur Airport

NCE/LFMN

Summer 2017 - Start Of Season Report

Report data extraction date: 29 March 2017

## Table of contents

Evolution of allocated slots at the Start Of Season (SOS) .....	2
Total slots by operator – TOP15 .....	2
Size of aircraft.....	5
Allocated slots by destination .....	6
Geographical distribution of allocated slots .....	8
Slots distribution by service type .....	8
NCE S17 - Airport Coordination Parameters.....	9
Graphics: Initial demand.....	10
Graphics: SOS Allocated slots.....	12
Slots allocation by operator .....	14

*The contents of this report may not be reproduced without the written consent of COHOR.*

## Evolution of allocated slots at the Start Of Season (SOS)

Summer 2016 (31 weeks): 75 580 Allocated Slots

Summer 2017 (31 weeks): 77 023 Allocated Slots

Allocated slots at SOS increased by  1.91% from S16 to S17 (on average per week).

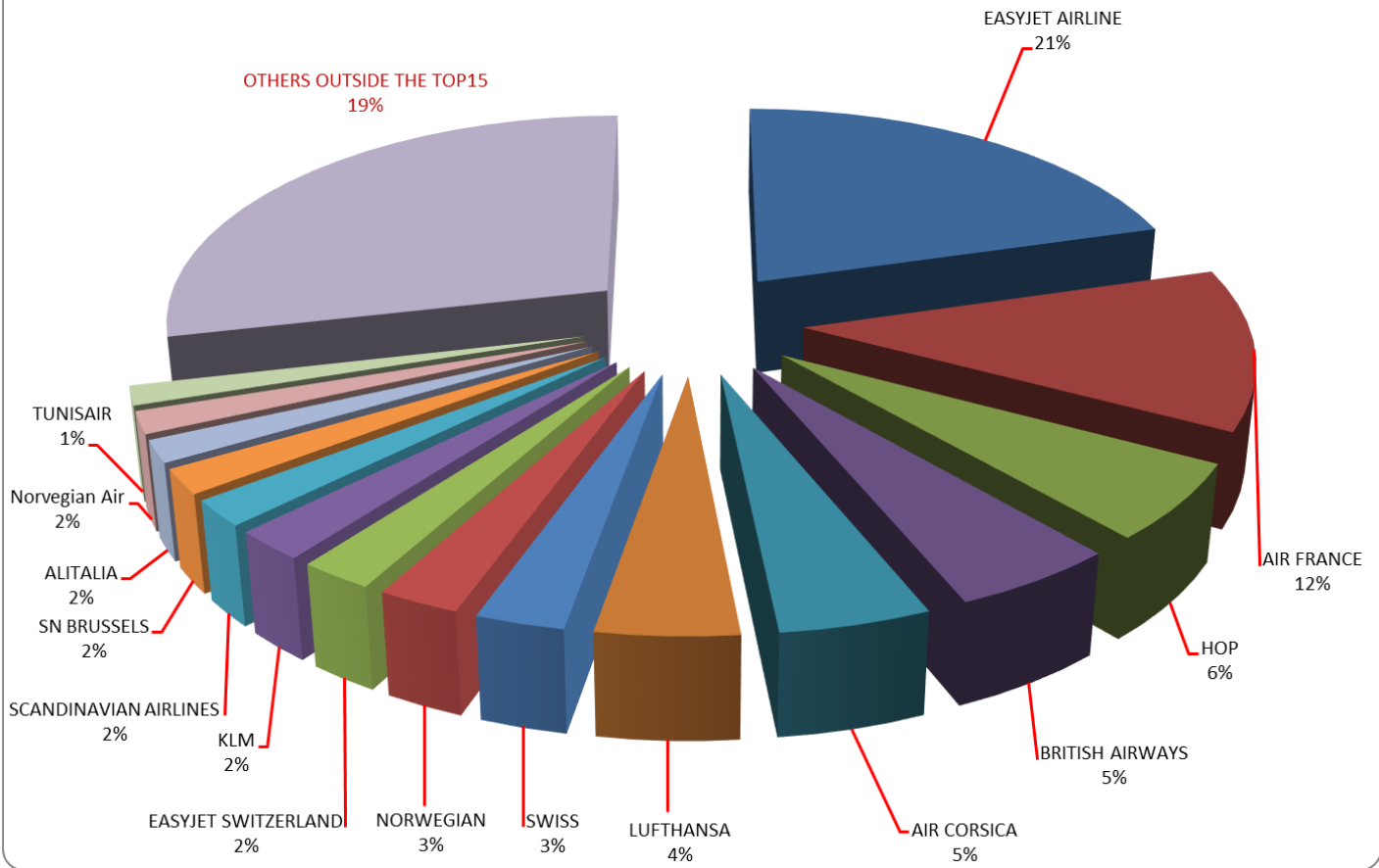
Slots Allocated OK S17: 99,59%

## Total slots by operator – TOP15

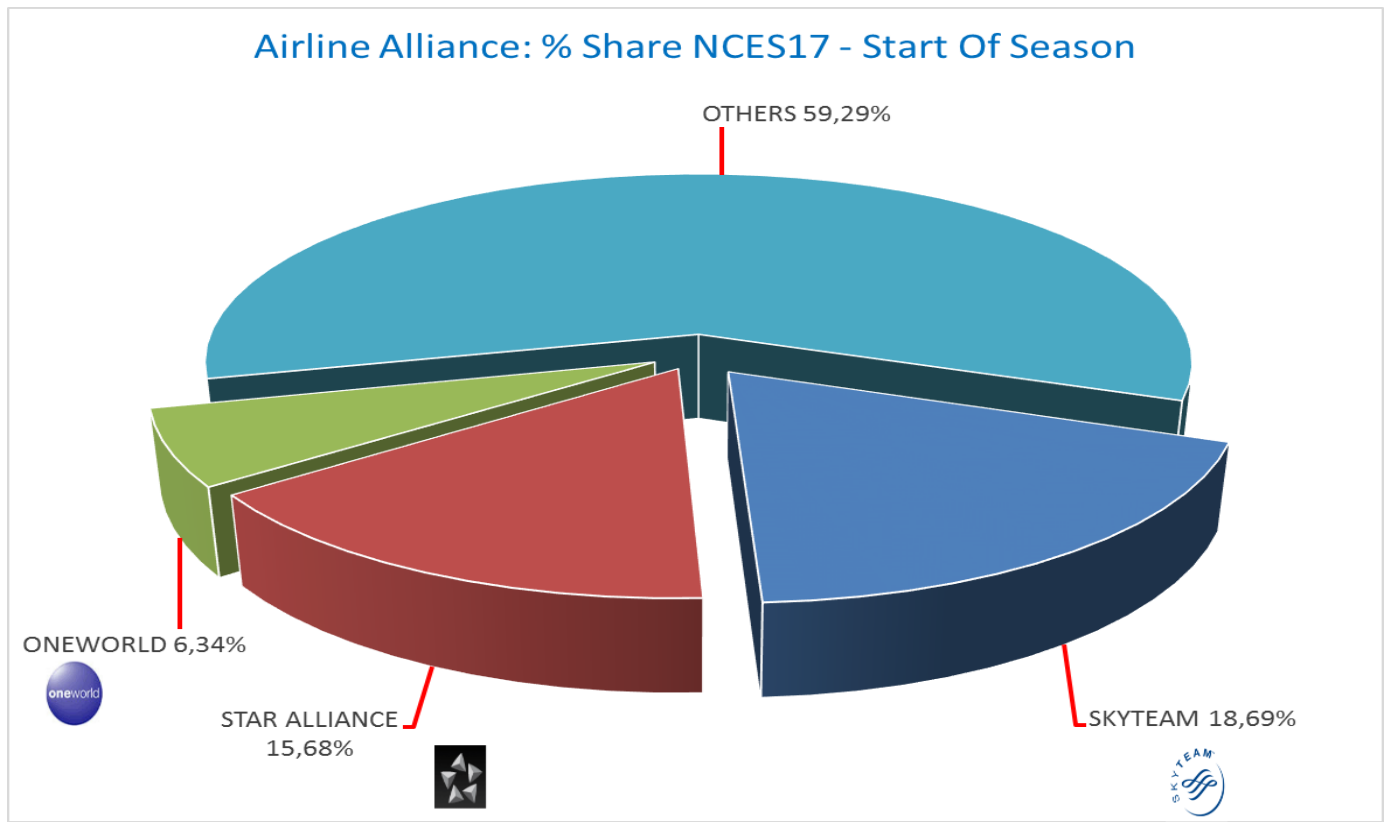
Airline	S16	%SHARE S16	S17	%SHARE S17	%CHANGE (on average per week)
EASYJET AIRLINE	14 547	19,25%	15 794	20,51%	8,57%
AIR FRANCE	9 669	12,79%	9 432	12,25%	-2,45%
HOP	4 748	6,28%	4 464	5,80%	-5,98%
BRITISH AIRWAYS	4 304	5,69%	3 978	5,16%	-7,57%
AIR CORSICA	3 769	4,99%	3 610	4,69%	-4,22%
LUFTHANSA	3 639	4,81%	3 392	4,40%	-6,79%
SWISS INTERNATIONAL AIRLINES	2 265	3,00%	2 120	2,75%	-6,40%
NORWEGIAN	2 872	3,80%	1 964	2,55%	-31,62%
EASYJET SWITZERLAND	1 888	2,50%	1 774	2,30%	-6,04%
KLM	1 736	2,30%	1 754	2,28%	1,04%
SCANDINAVIAN AIRLINES	1 516	2,01%	1 540	2,00%	1,58%
SN BRUSSELS AIRLINES	1 478	1,96%	1 456	1,89%	-1,49%
ALITALIA	1 076	1,42%	1 293	1,68%	20,17%
Norwegian Air International Ltd	368	0,49%	1 292	1,68%	251,09%
TUNISAIR	1 204	1,59%	1 124	1,46%	-6,64%
OTHERS	20 501	27,12%	22 036	28,61%	7,49%
GRAND TOTAL	75 580	100,00%	77 023	100,00%	1,91%
Part of AF/KL Group*	16 993	22,48%	16 656	21,62%	-1,98%

\* AIRFRANCE - HOP - KLM - TRANSAVIAFRANCE - TRANSAVIAHOLLANDE

### NCE S17 Start Of Season - Distribution by Airline



## Slots distribution per alliance



**ONEWORLD - Members Airlines** (source : [fr.oneworld.com](http://fr.oneworld.com) 29Oct15)

AIR BERLIN - AMERICAN AIRLINES - BRITISH AIRWAYS - CATHAY PACIFIC - FINNAIR - IBERIA - JAPAN AIRLINES -  
LATAM - MALAYSIA AIRLINES - QANTAS - QATAR AIRWAYS - ROYAL JORDANIAN - S7 AIRLINES - Sri Lankan Airlines - TAM

**SKYTEAM - Members Airlines** (source : [www.skyteam.com](http://www.skyteam.com) 29Oct15)

AEROFLOT - AEROLINEAS ARGENTINAS - AEROMEXICO - AIREUROPA - AIRFRANCE - ALITALIA - CHINA AIRLINES - CHINA EASTERN AIRLINES -  
CHINA SOUTHERN AIRLINES - CZECH AIRLINES - DELTA AIR LINES - GARUDA INDONESIA - KENYA AIRWAYS - KLM - KOREAN AIR  
Middle East Airlines - SAUDIA - TAROM - VIETNAM AIRLINES - XIAMENAIR

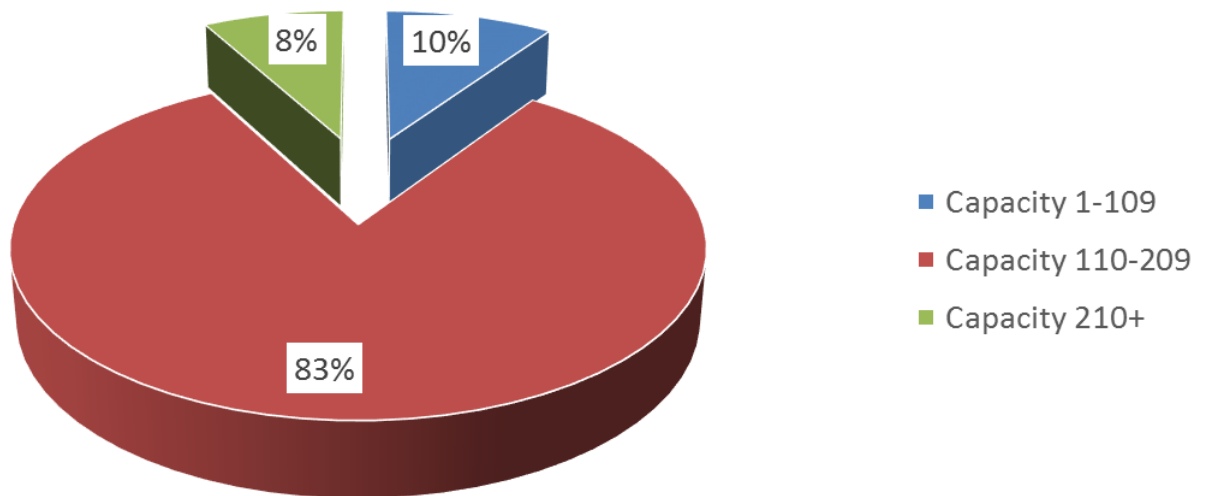
**STAR ALLIANCE - Members Airlines** (source : [www.staralliance.com](http://www.staralliance.com) 29Oct15)

ADRIA AIRWAYS - AEGEAN AIRLINES - AIR CANADA - AIR CHINA - AIR INDIA - AIR NEW ZEALAND - ANA - ASIANA AIRLINES - AUSTRIAN AIRLINES  
AVIANCA TACA HOLDINGS - BRUSSELS AIRLINES - COPAAIRLINES - CROATIA AIRLINES - EGYPTAIR - ETHIOPIAN AIRLINES - EVA AIR  
LOT POLISH AIRLINES - LUFTHANSA - SCANDINAVIAN AIRLINES - SHENZHEN AIRLINES - SINGAPORE AIRLINES - SOUTH AFRICAN AIRWAYS  
SWISS - TAP PORTUGAL - THAI - TURKISH AIRLINES - UNITED

## Size of aircraft

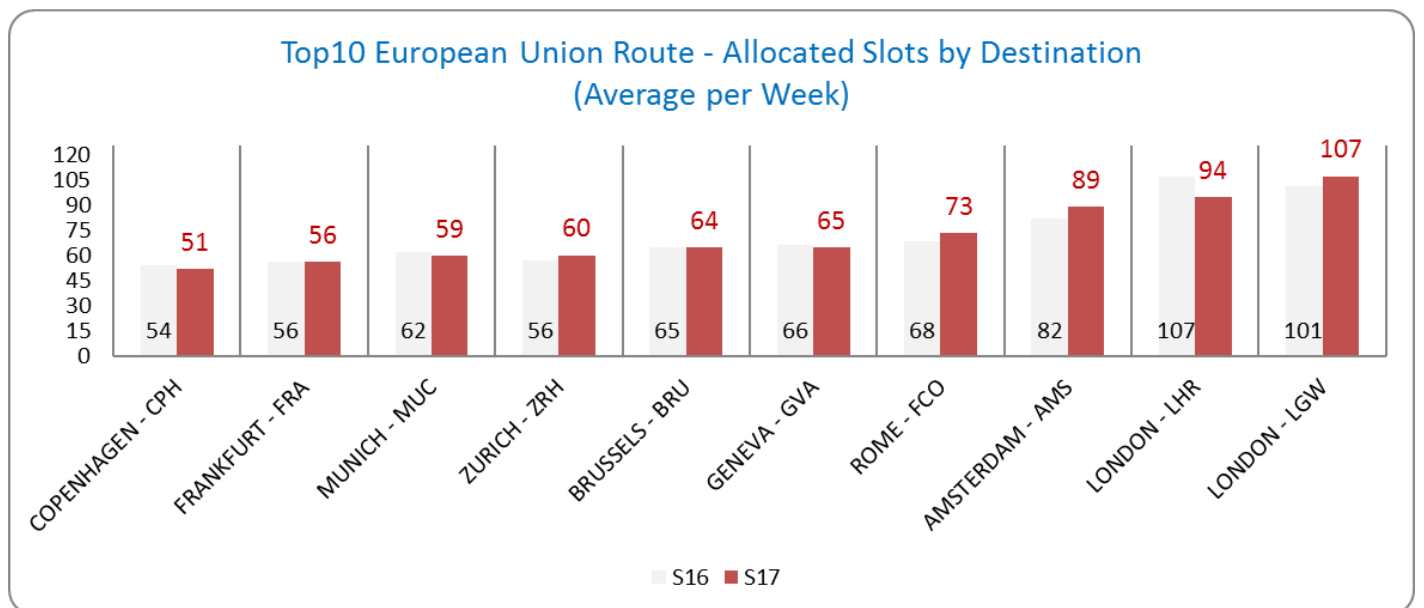
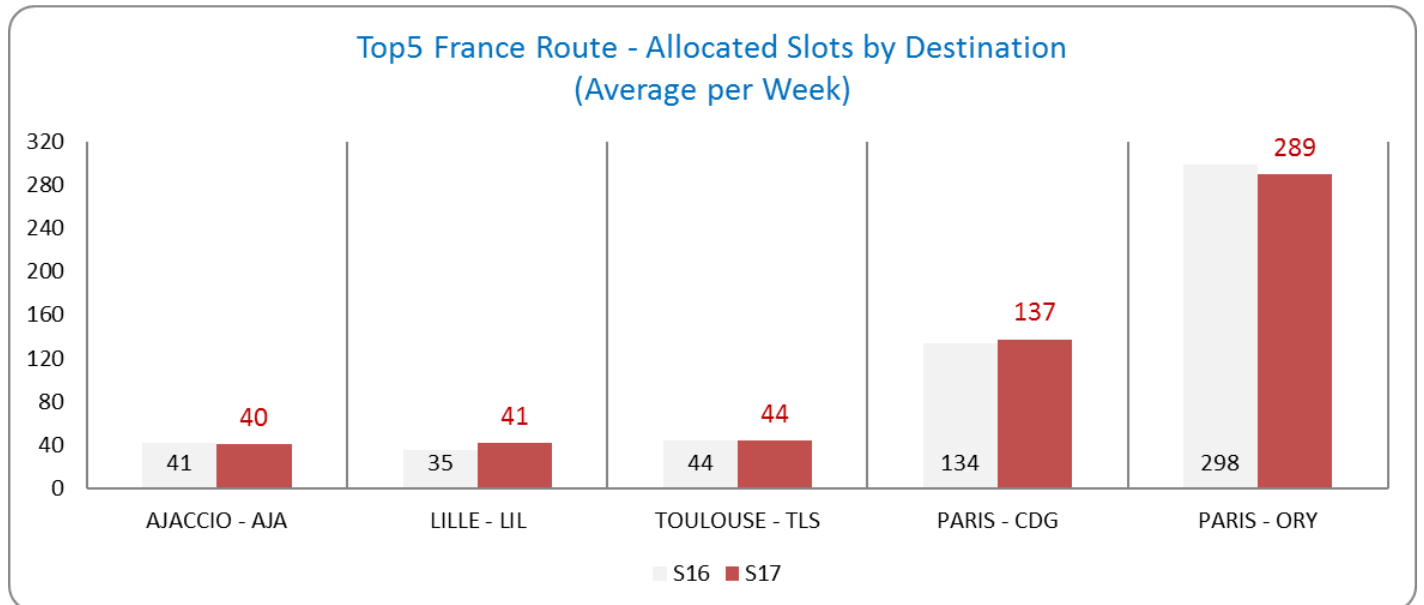
	S16	S17	Evolution
Average Size of Aircraft (Seats)	153	160	4,5%
Total Passenger Seat Offer	11 356 635	12 076 149	6,3%

NCES17: Passenger Aircraft Size Distribution

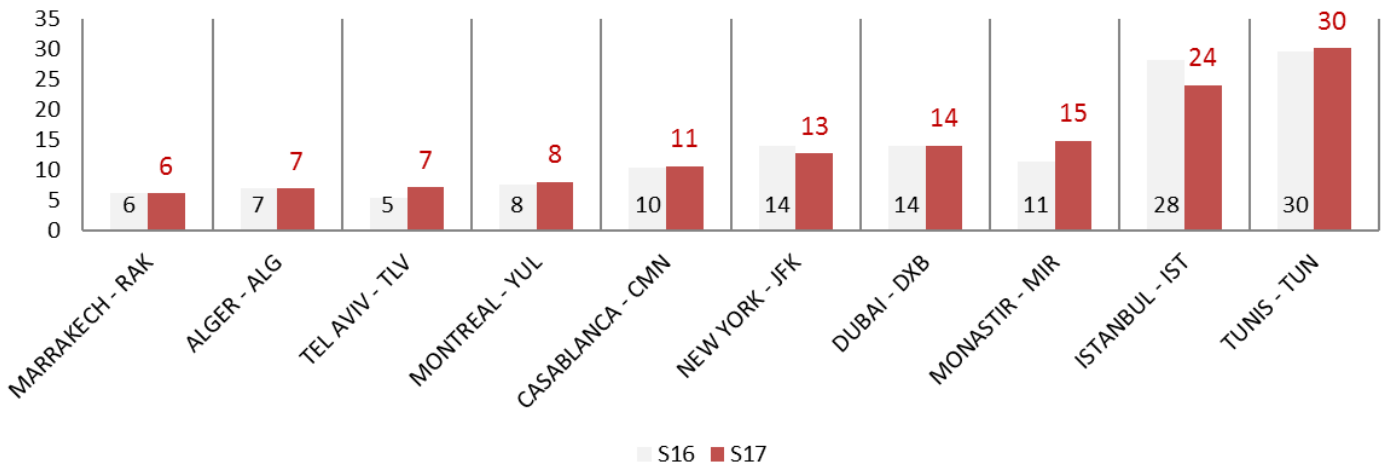


## Allocated slots by destination

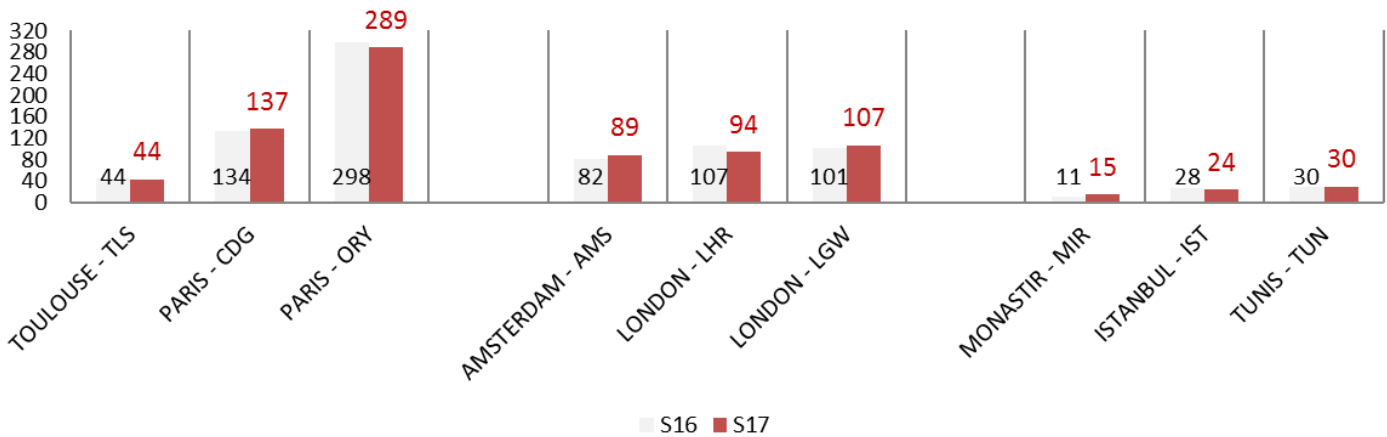
(NCES16 vs NCES17)



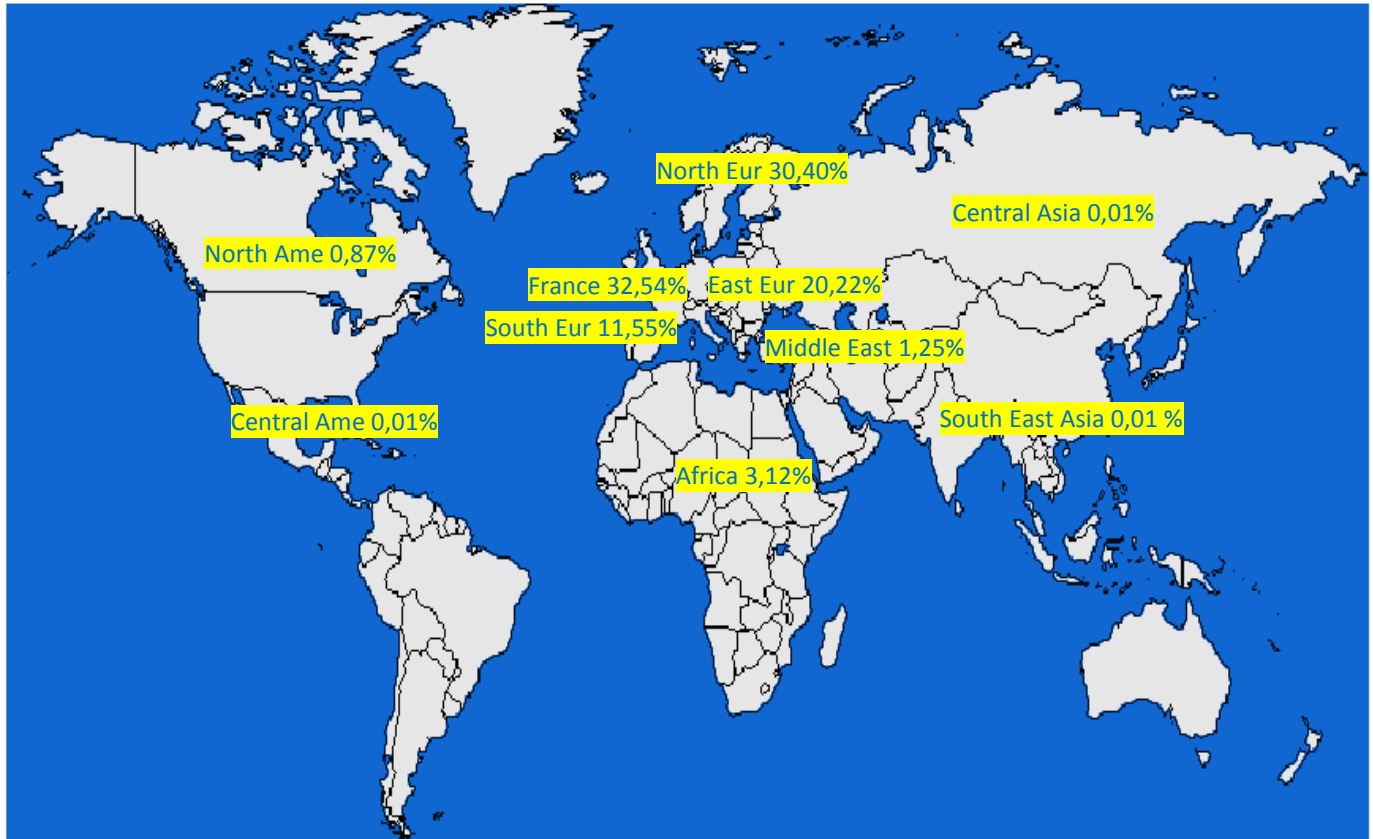
Top10 International Route - Allocated Slots by Destination  
(Average per Week)



Comparison of first 3 destinations for each group  
Allocated Slots by Destination  
(Average per Week)



## Geographical distribution of allocated slots



## Slots distribution by service type

Group Services for All Destinations	S17	S16
Regular Services	97,73%	97,80%
Others	1,21%	0,95%
Freight Services	0,70%	0,72%
Technical Services	0,20%	0,14%
Charter Services	0,17%	0,40%



## NCE S17 - Airport Coordination Parameters

**Runway scheduling limits :**

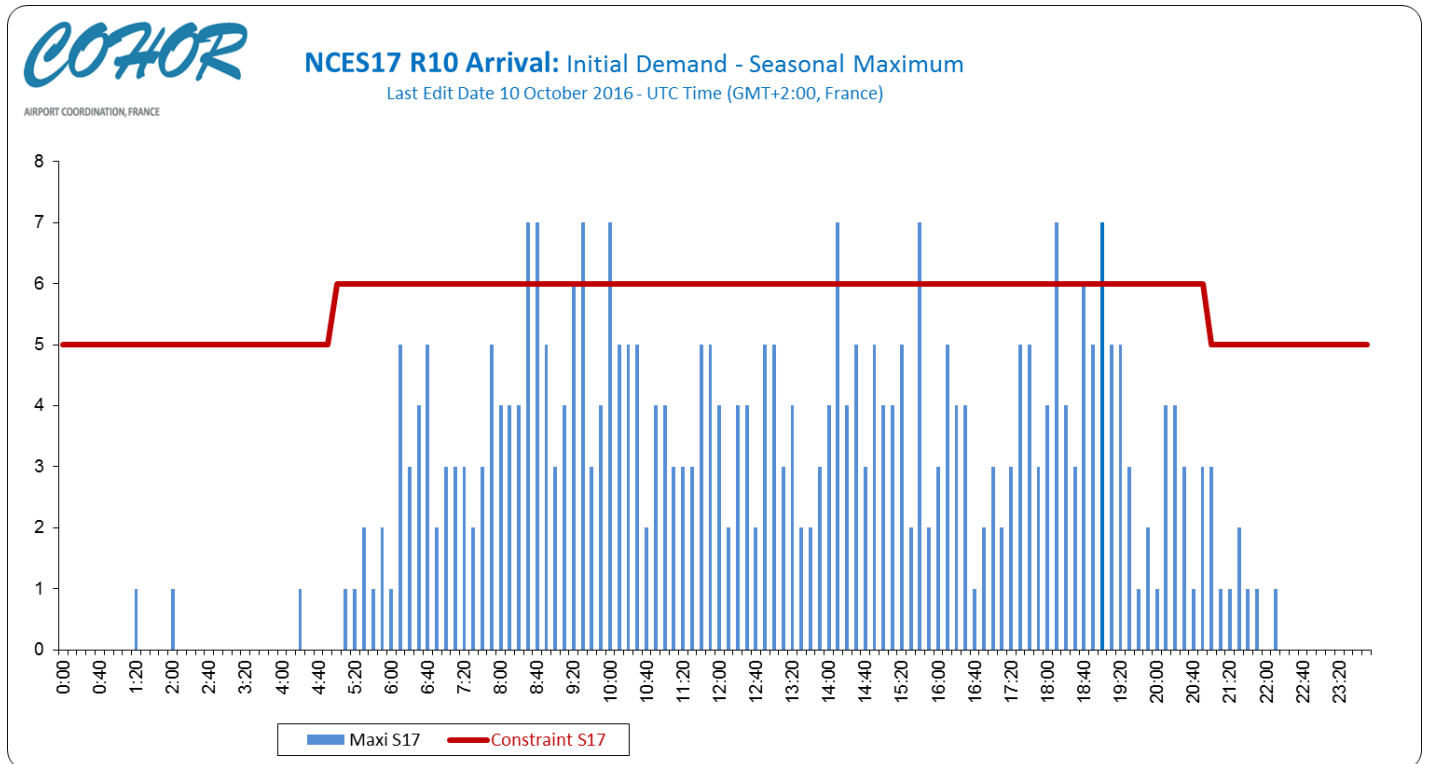
NCE RUNWAY CAPACITY S17						
	Arrivals	Arrivals	Departures	Departures	Total	Total
Local Time	/10min	/60min with a 10min step	/10min	/60min with a 10min step	/10min	/60min with a 10 min step
07:00-22:59	6	30	7	30	9	50
23:00-06:59	5	12	5	-	6	22

**Terminal constraints:** None

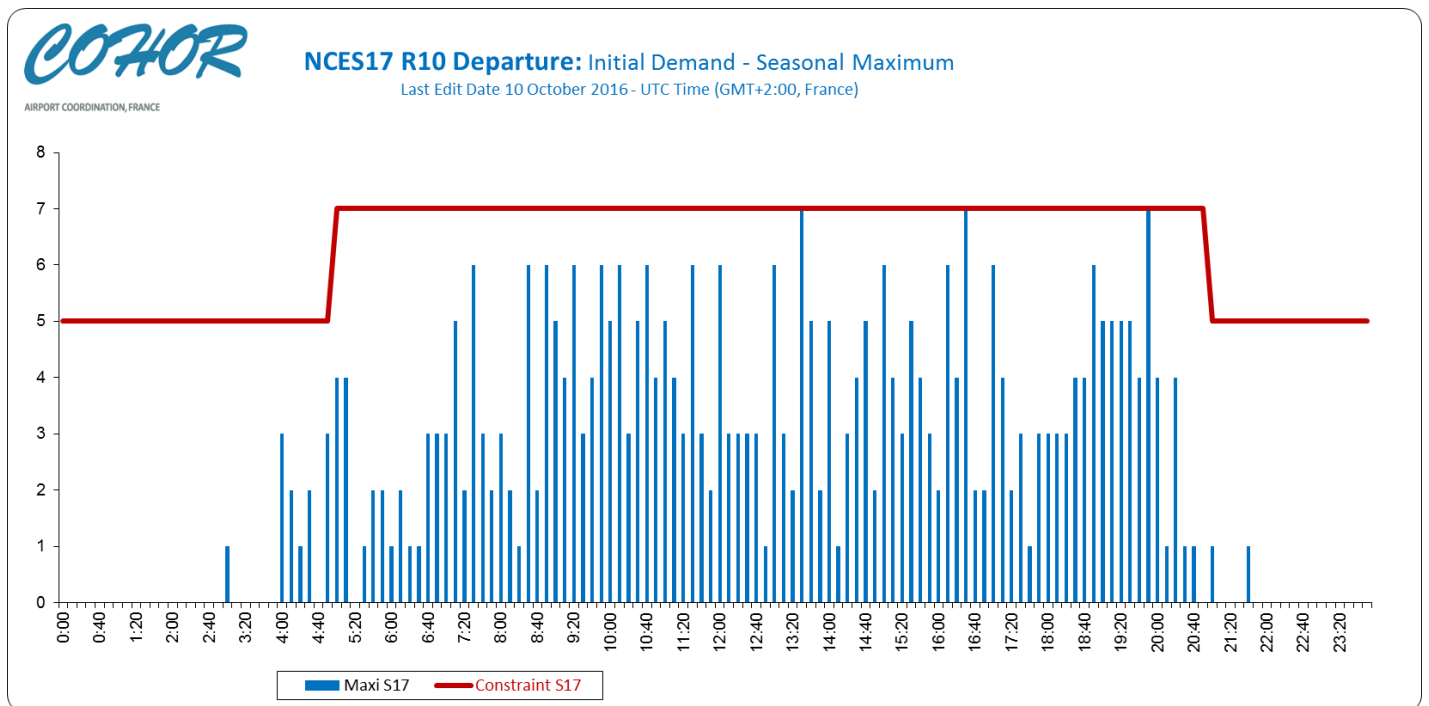
**Parking constraints:** Turnrounds over 4 hours are submitted to stand allocation

## Graphics: Initial demand

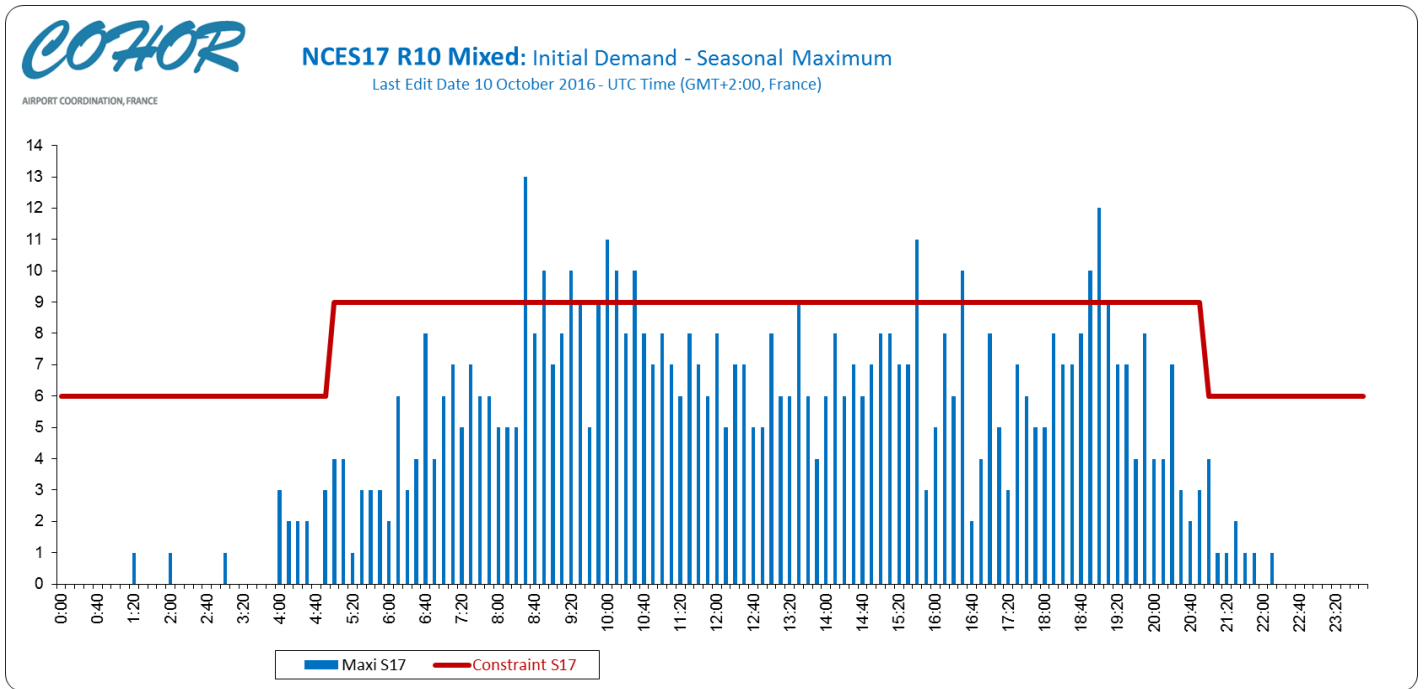
### NCES17 R10 Arrival



### NCES17 R10 Departure

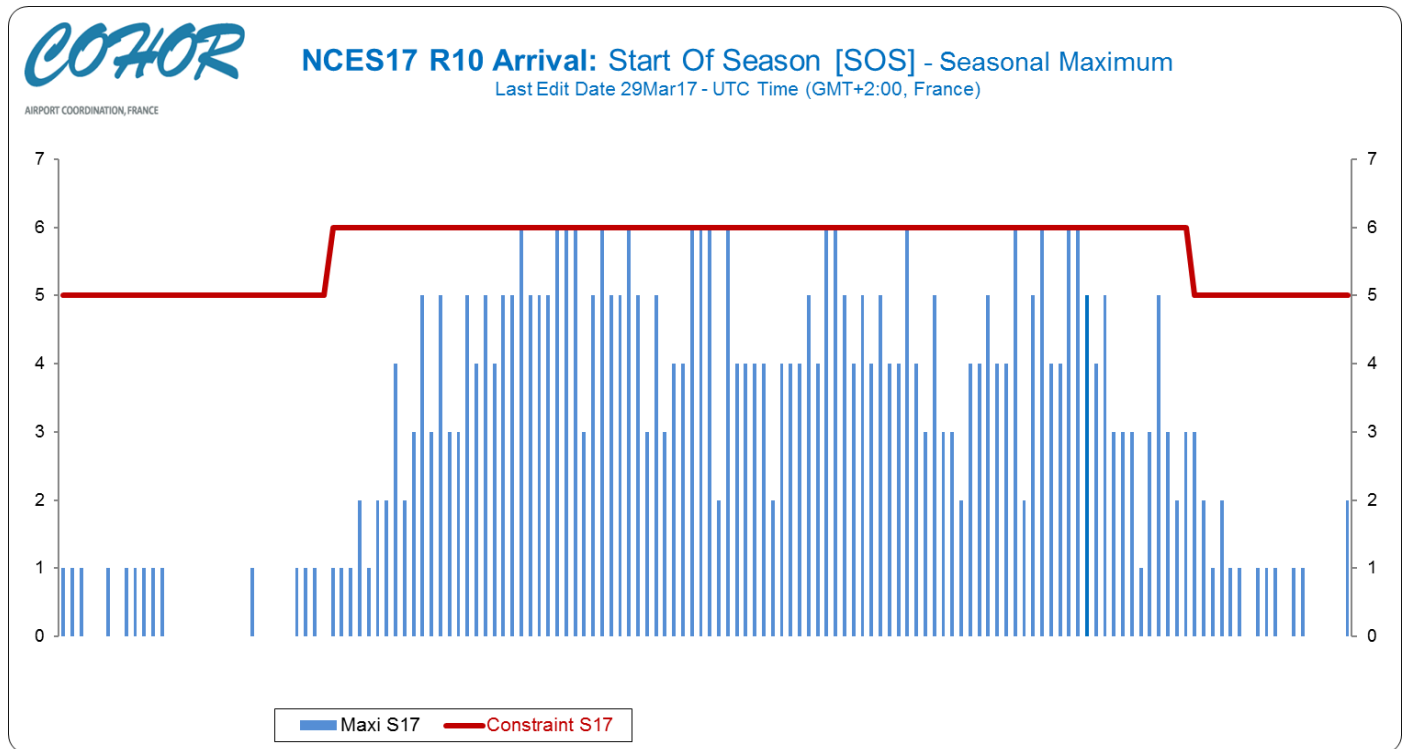


NCES17 R10 Mixed

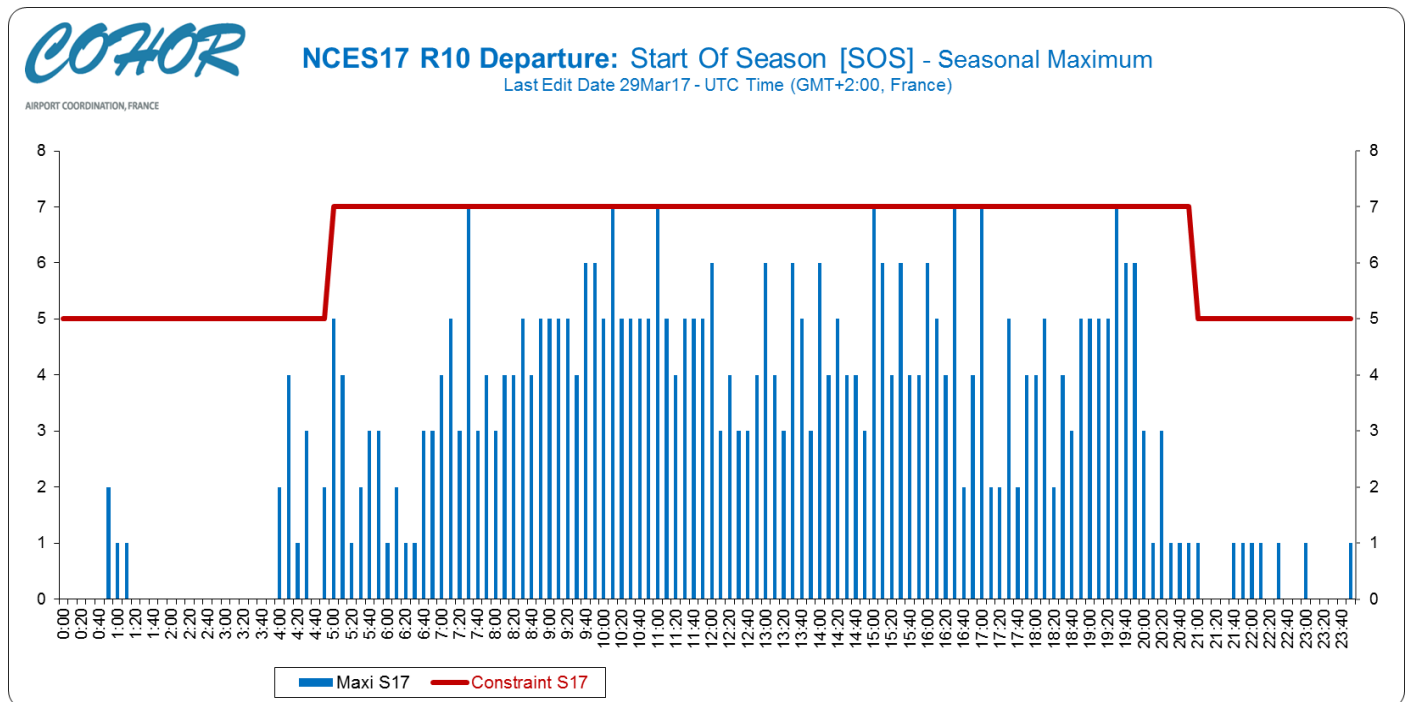


## Graphics: SOS Allocated slots

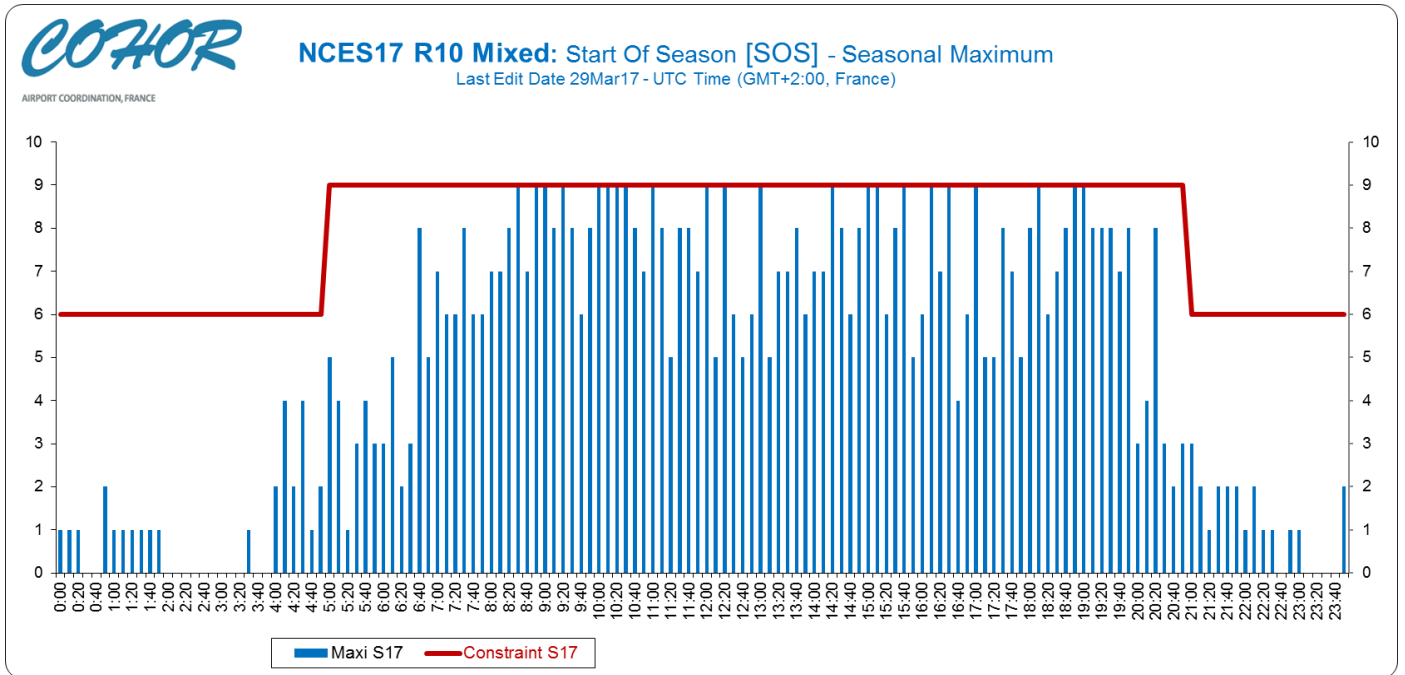
### NCES17 R10 Arrival



### NCES17 R10 Departure



NCES17 R10 Mixed



## Slots allocation by operator

Airline	Total Slot
ADRIA AIRWAYS	2
AEGEAN AIRLINES	178
AER LINGUS	530
AEROFLOT RUSSIAN AIRLINES	938
AIGLE AZUR TRANSPORTS AERIENS	4
AIR ALGERIE	428
AIR BALTIC	192
AIR BERLIN	434
AIR CANADA	152
AIR CORSICA	3 610
AIR FRANCE	9 432
AIR NOSTRUM	1 030
AIR TRANSAT	96
AIR X CHARTER	2
ALITALIA	1 293
APG AIRLINES	220
ARKIA ISRAELI AIRLINES	2
ASL AIRLINES FRANCE	308
AUSTRIAN AIRLINES	836
AVIATIQ	2
BELAVIA BELARUSSIAN AIRLINES	132
BLUE AIR-AIRLINE	272
BMI REGIONAL	4
BRITISH AIRWAYS	3 978
CARPATAIR	2
CHALAIR	70
CITY FLYER EXPRESS	612
CITYJET	4
CODE ASSISTANT AVIAPARTNER	237
CODE ASSISTANT SWISSPORT	153
CROATIA AIRLINES	80
CSA CZECH AIRLINES	320
DANISH AIR TRANSPORT	2
DARWIN AIRLINES	2
DELTA AIR LINES	396
EASTERN AIRWAYS LIMITED	2
EASYJET AIRLINE	15 794
EASYJET SWITZERLAND	1 774
EL AL	160
EMIRATES	434

Airline	Total Slot
ENTER AIR	2
EUROWINGS	884
FEDEX EXPRESS	248
FINNAIR	304
FLYLAL	4
GERMANWINGS	1 052
HELVETIC AIRWAYS	2
HOP	4 464
IBERIA EXPRESS	434
JETAIRFLY	240
JET2.COM	418
JOTAAVIATION	2
KLM	1 754
LOT POLISH AIRLINES	494
LUFTHANSA	3 392
LUXAIR	440
MAP HANDLING EXECUTIVE	348
MERIDIANA FLY SPA	70
MIDDLE EAST AIRLINES	136
MISTRAL AIR	114
MONARCH AIRLINES	104
NEOS	4
NETJETS TRANSPORTES AEREOS S.A.	192
Norwegian Air International Ltd	1 292
NORWEGIAN	1 964
NOUVELAIR TUNISIE	326
PRIMERA AIR	46
QATAR AIRWAYS	168
Regional Jet Ou	4
ROSSIYA AIRLINES	778
ROYAL AIR MAROC	328
RYANAIR LTD	674
SCANDINAVIAN AIRLINES	1 540
SIAVIA	326
SKYTAXI	240
SN BRUSSELS AIRLINES	1 456
SUNEXPRESS DEUTSCHLAND	4
SWISS INTERNATIONAL AIRLINES	2 120
TAP PORTUGAL	1 084
TAROM	124
THY TURKISH AIRLINES	744
TITAN AIRWAYS	6
TRANSAVIA AIRLINES	1 006
TUNISAIR	1 124

Airline	Total Slot
TWIN-JET	36
UKRAINE INTL AIRLINES	104
VOLOTEA SL	802
VUELING AIRLINES	1 082
WIZZ AIR	414
XL AIRWAYS FRANCE	12