

# Lyon St Exupéry Airport LYS/LFLL

## Winter 2016 - Start Of Season Report

Report data extraction date: 30 October 2016

### Table of contents

Evolution of allocated slots at the Start Of Season (SOS) .....	2
Total slots by operator – TOP15 .....	2
Slots distribution per alliance.....	4
Size of aircraft.....	5
Allocated slots by destination .....	6
Geographical distribution of allocated slots.....	8
Slots distribution by service type .....	8
LYS W16 - Airport Coordination Parameters .....	9
Graphics: Initial demand.....	10
Slots allocation by operator .....	14

*The contents of this report may not be reproduced without the written consent of COHOR.*

## Evolution of allocated slots at the Start Of Season (SOS)

Winter 2016 (21 weeks): 41 586 Allocated Slots

Winter 2015 (22 weeks): 42 441 Allocated Slots

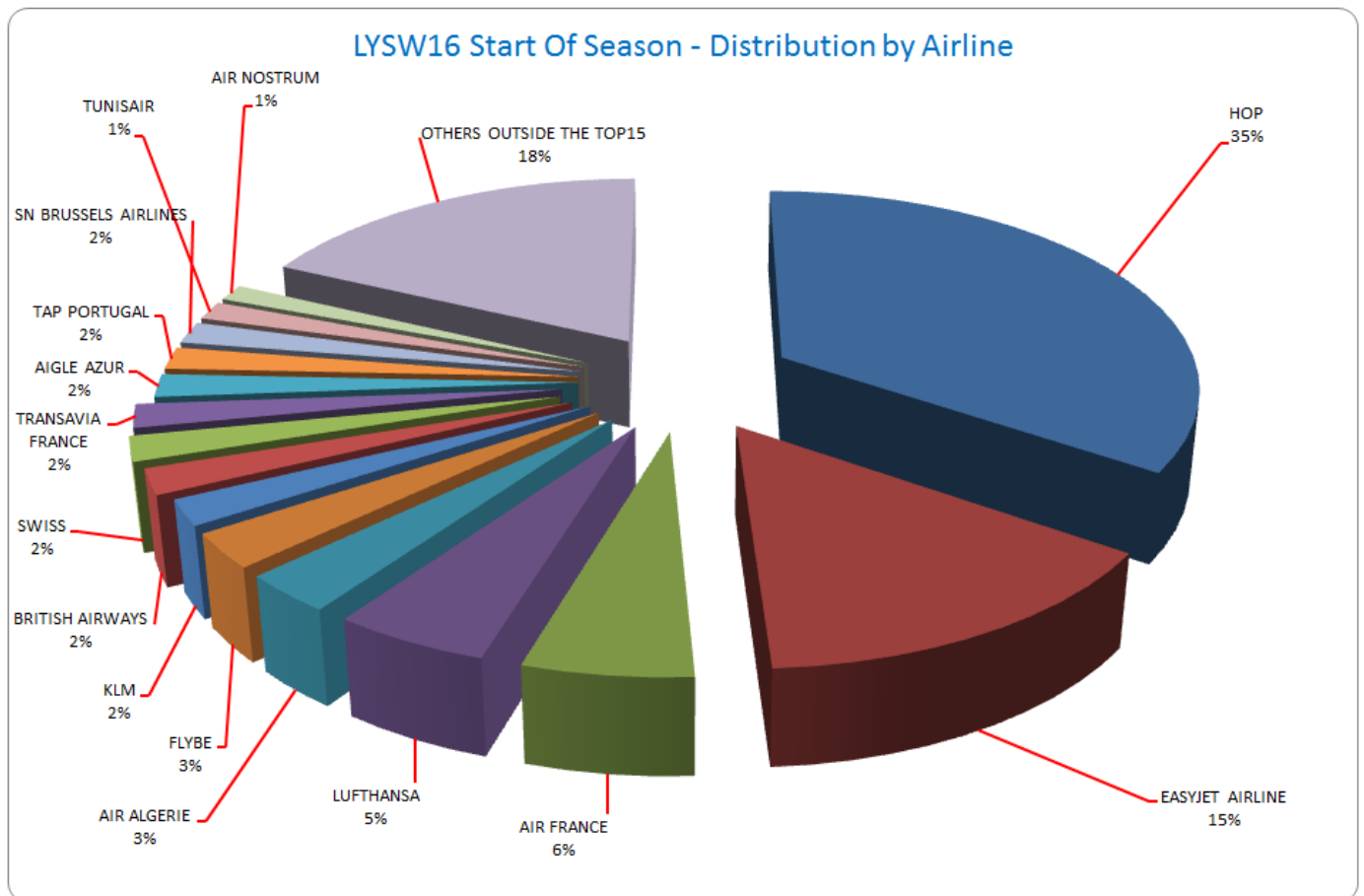
Allocated slots at SOS increased by  2.65% from W15 to W16 (on average per week).

Slots Allocated OK W16: 99,64%

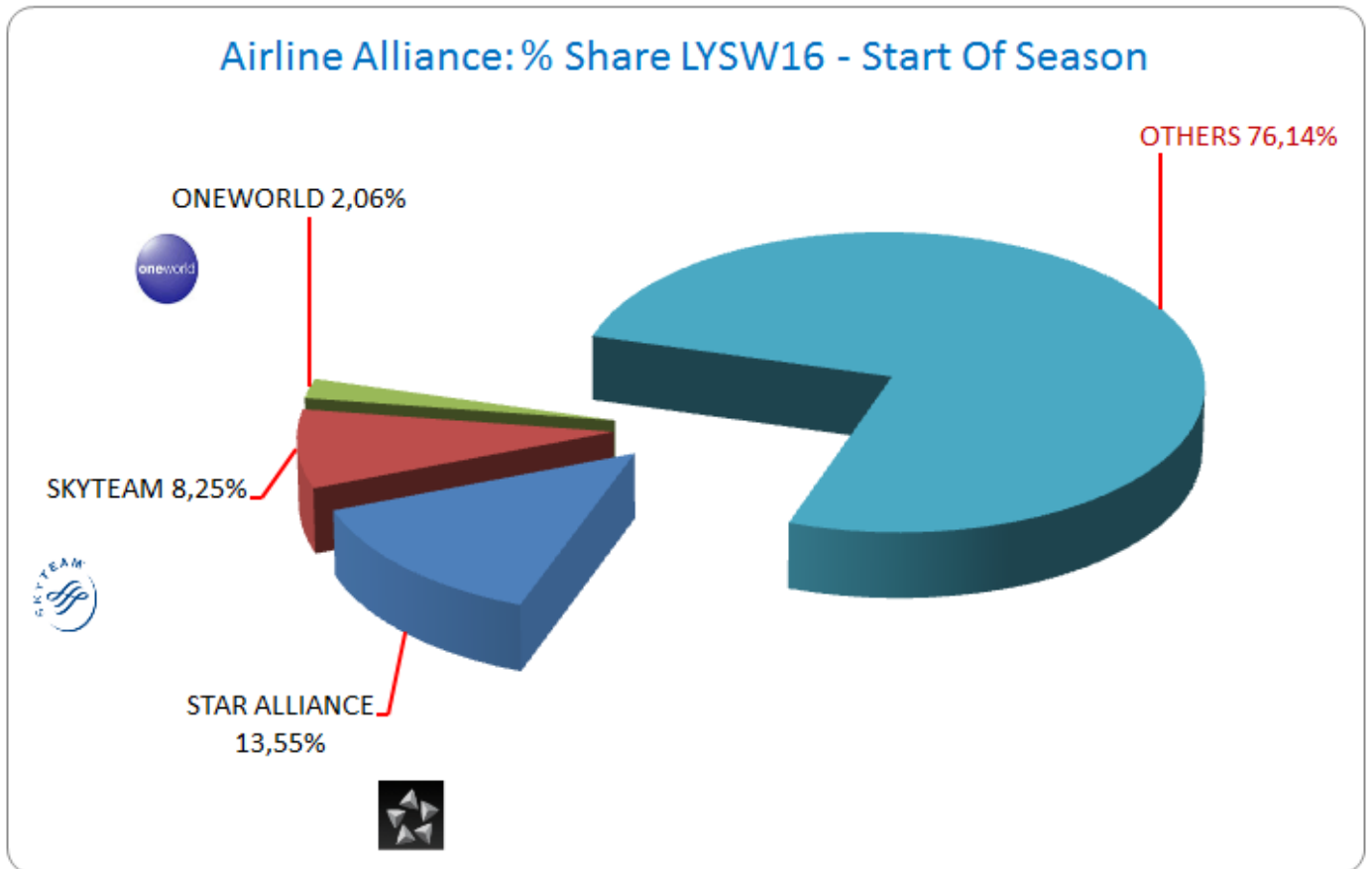
## Total slots by operator – TOP15

Airline	W15	%SHARE W15	W16	%SHARE W16	%CHANGE (on average per week)
HOP	15630	36,83%	14366	34,55%	-3,71%
EASYJET AIRLINE	5490	12,94%	6070	14,60%	15,83%
AIR FRANCE	2404	5,66%	2316	5,57%	0,93%
LUFTHANSA	2210	5,21%	2146	5,16%	1,73%
AIR ALGERIE	1188	2,80%	1300	3,13%	14,64%
FLYBE	310	0,73%	1168	2,81%	294,72%
KLM	914	2,15%	864	2,08%	-0,97%
BRITISH AIRWAYS	890	2,10%	856	2,06%	0,76%
SWISS INTERNATIONAL AIRLINES	869	2,05%	834	2,01%	0,54%
TRANSAVIA FRANCE	629	1,48%	784	1,89%	30,58%
AIGLE AZUR TRANSPORTS AERIENS	750	1,77%	769	1,85%	7,42%
TAP PORTUGAL	818	1,93%	742	1,78%	-4,97%
SN BRUSSELS AIRLINES	756	1,78%	730	1,76%	1,16%
TUNISAIR	654	1,54%	618	1,49%	-1,00%
AIR NOSTRUM	573	1,35%	547	1,32%	0,01%
OTHERS	8 356	19,69%	7 476	17,98%	-6,27%
GRAND TOTAL	42 441	100,00%	41 586	100,00%	2,65%
Part of AF/KL Group*	19 579	46,13%	18 330	44,08%	-1,92%

\* AIRFRANCE - HOP - KLM - TRANSAVIAFRANCE - TRANSAVIAHOLLANDE



## Slots distribution per alliance



**ONEWORLD - Members Airlines** (source : [fr.oneworld.com](http://fr.oneworld.com) 29Oct15)

AIR BERLIN - AMERICAN AIRLINES - BRITISH AIRWAYS - CATHAY PACIFIC - FINNAIR - IBERIA - JAPAN AIRLINES -  
LATAM - MALAYSIA AIRLINES - QANTAS - QATAR AIRWAYS - ROYAL JORDANIAN - S7 AIRLINES - Sri Lankan Airlines - TAM

**SKYTEAM - Members Airlines** (source : [www.skyteam.com](http://www.skyteam.com) 29Oct15)

AEROFLOT - AEROLINEAS ARGENTINAS - AEROMEXICO - AIREUROPA - AIRFRANCE - ALITALIA - CHINA AIRLINES - CHINA EASTERN AIRLINES -  
CHINA SOUTHERN AIRLINES - CZECH AIRLINES - DELTA AIR LINES- GARUDA INDONESIA - KENYA AIRWAYS - KLM - KOREAN AIR  
Middle East Airlines - SAUDIA - TAROM - VIETNAM AIRLINES - XIAMENAIR

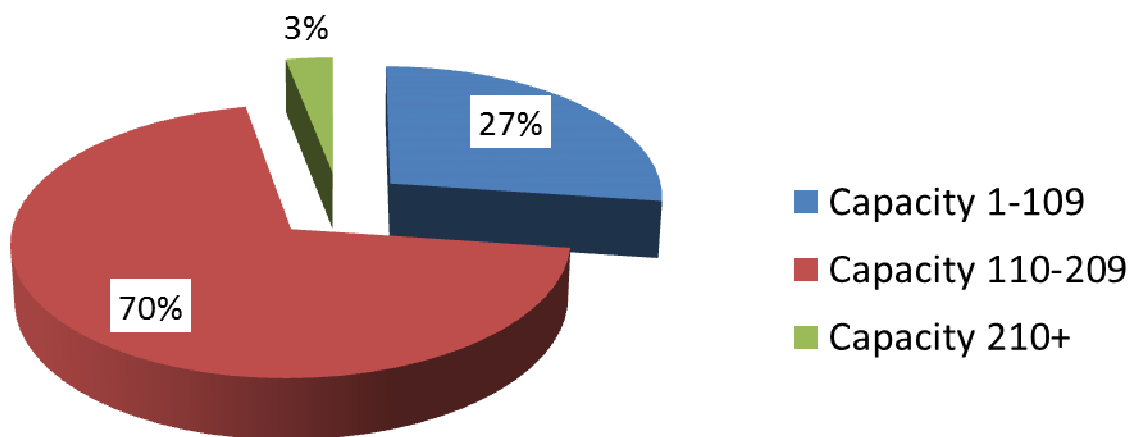
**STAR ALLIANCE - Members Airlines** (source : [www.staralliance.com](http://www.staralliance.com) 29Oct15)

ADRIA AIRWAYS - AEGEAN AIRLINES- AIR CANADA - AIR CHINA - AIR INDIA - AIR NEW ZEALAND - ANA - ASIANA AIRLINES - AUSTRIAN AIRLINES  
AVIANCA TACA HOLDINGS- BRUSSELS AIRLINES - COPAAIRLINES - CROATIA AIRLINES - EGYPTAIR - ETHIOPIAN AIRLINES - EVA AIR  
LOT POLISH AIRLINES - LUFTHANSA - SCANDINAVIAN AIRLINES - SHENZHEN AIRLINES - SINGAPORE AIRLINES - SOUTH AFRICAN AIRWAYS  
SWISS - TAP PORTUGAL - THAI - TURKISH AIRLINES - UNITED

## Size of aircraft

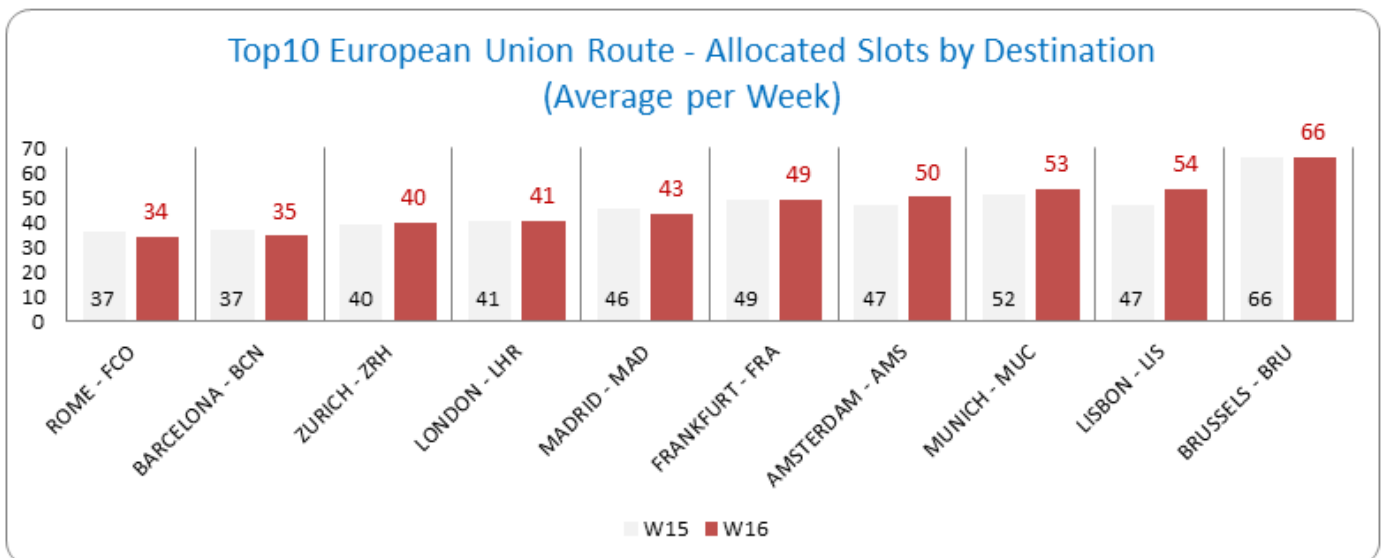
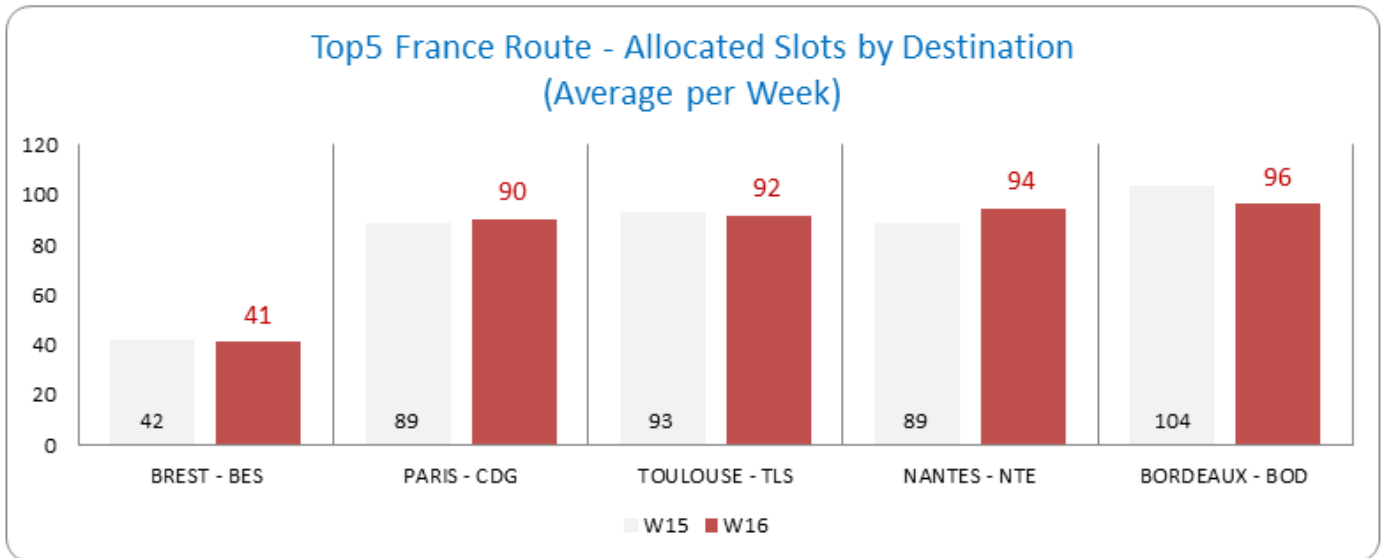
	W15	W16	Evolution
Average Size of Aircraft (Seats)	113	123	8,6%
Total Passenger Seat Offer	4 585 584	4 855 462	N/A

### LYSW16: Passenger Aircraft Size Distribution

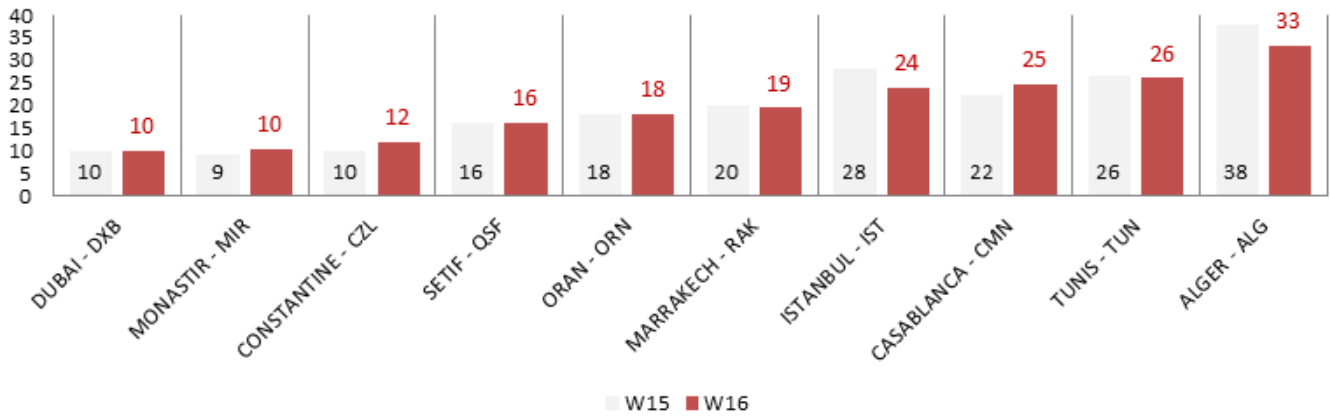


## Allocated slots by destination

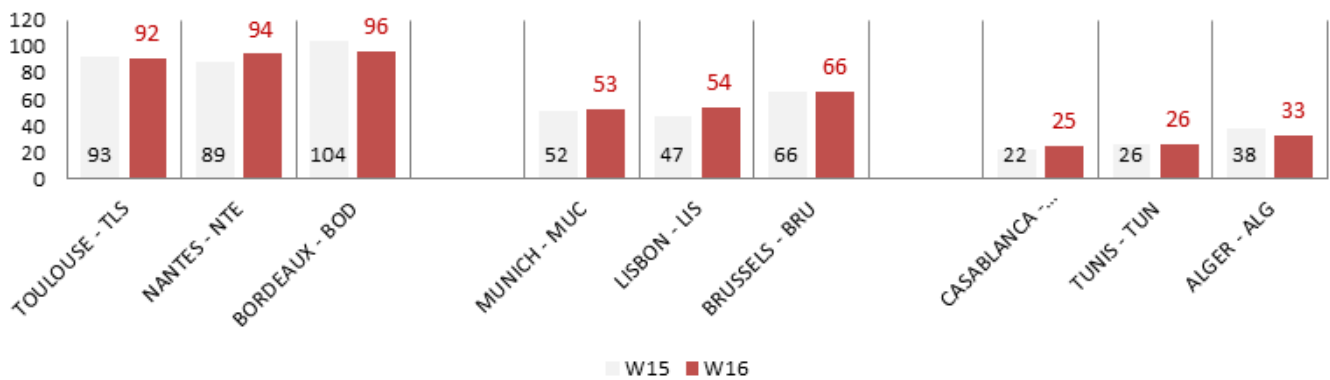
(LYSW16 vs LYSW15)



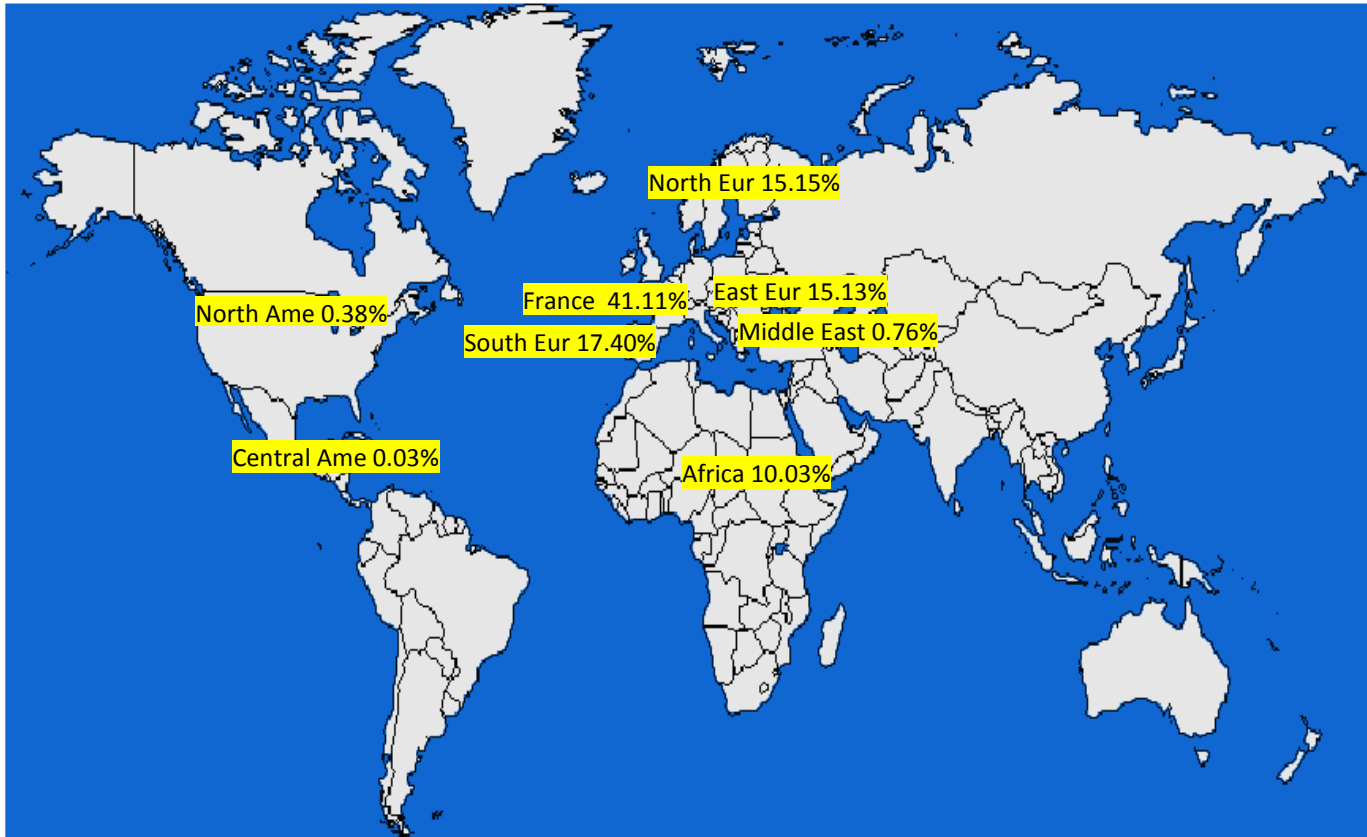
Top 10 International Route - Allocated Slots by Destination  
(Average per Week)



Comparison of first 3 destinations for each group  
Allocated Slots by Destination  
(Average per Week)



## Geographical distribution of allocated slots



## Slots distribution by service type

Group Services for All Destinations	W16	W15
Regular Services	94,24%	94,75%
Freight Services	4,58%	3,86%
Charter Services	0,92%	0,93%
Technical Services	0,22%	0,39%
GA/BA Services	0,04%	0,07%
SPEC Services		0,002%



## LYS W16 - Airport Coordination Parameters

- **Runway scheduling limits :**

From summer S14, following the increase of capacity allowed by runway works on Lyon airport, the order of October 4th, 2013 modifies the runway constraints as follows:

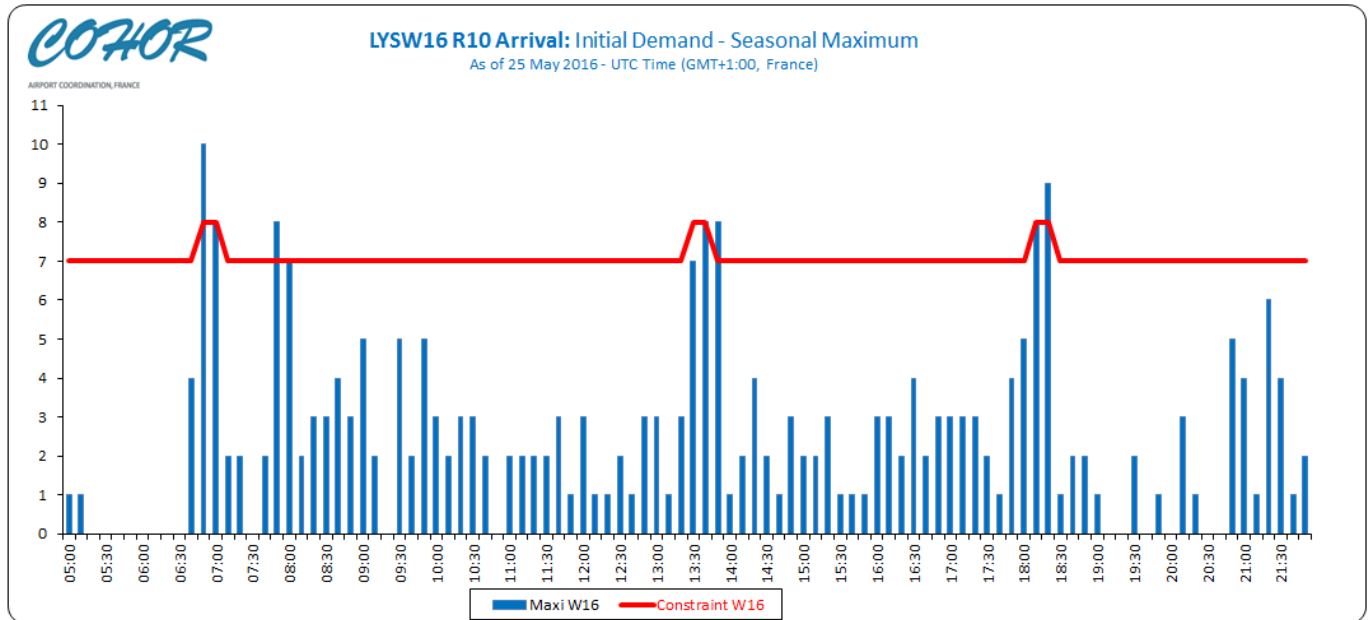
LYS RUNWAY CAPACITY W16								
Local Time	Arrivals /60 min	Arrivals /40 min	Arrivals /10 min	Departures /60 min	Departures /40 min	Departures /10 min	Total /60 min	Total 10 min
06:00-06:59	38/rolling Hour by 10 min steps	27	7	38/rolling Hour by 10 min steps	27	7	53	9
07:00-09:59			7*			7*		
10:00-13:59			7			7		
14:00-15:59			7*			7*		
16:00-17:59			7			7		
18:00-20:59			7*			7*		
21:00-22:59			7			7		

- 7\* means that during a rolling time period, maximum 8 movements can be accepted during two periods of 10 minutes, 7 movements during the subsequent four periods of 10 minutes, in compliance with the corresponding runway constraints.

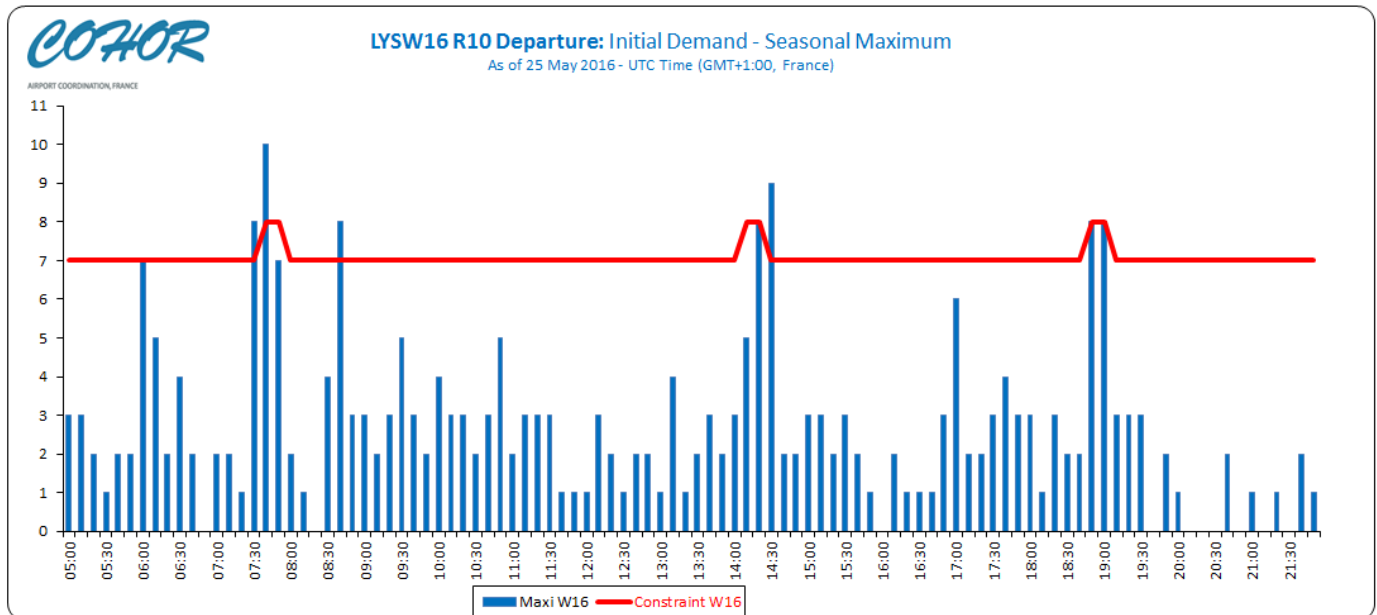
**Terminal constraints :** None

## Graphics: Initial demand

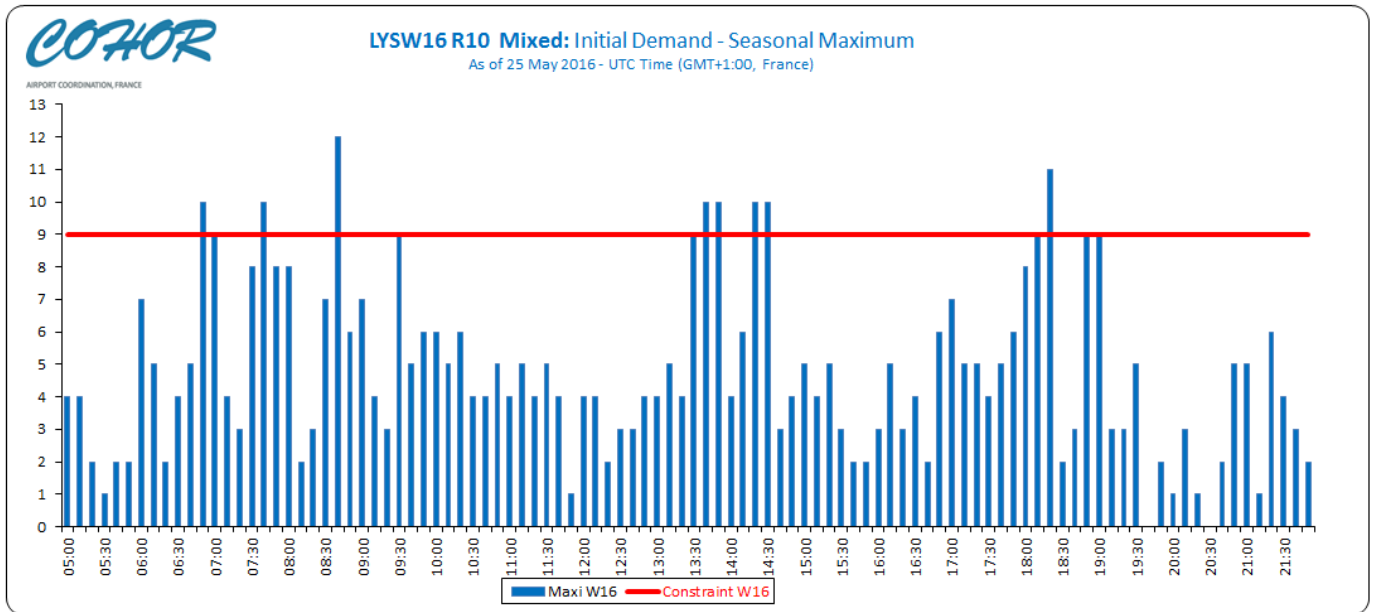
### LYSW16 R10 Arrival



### LYSW16 R10 Departure

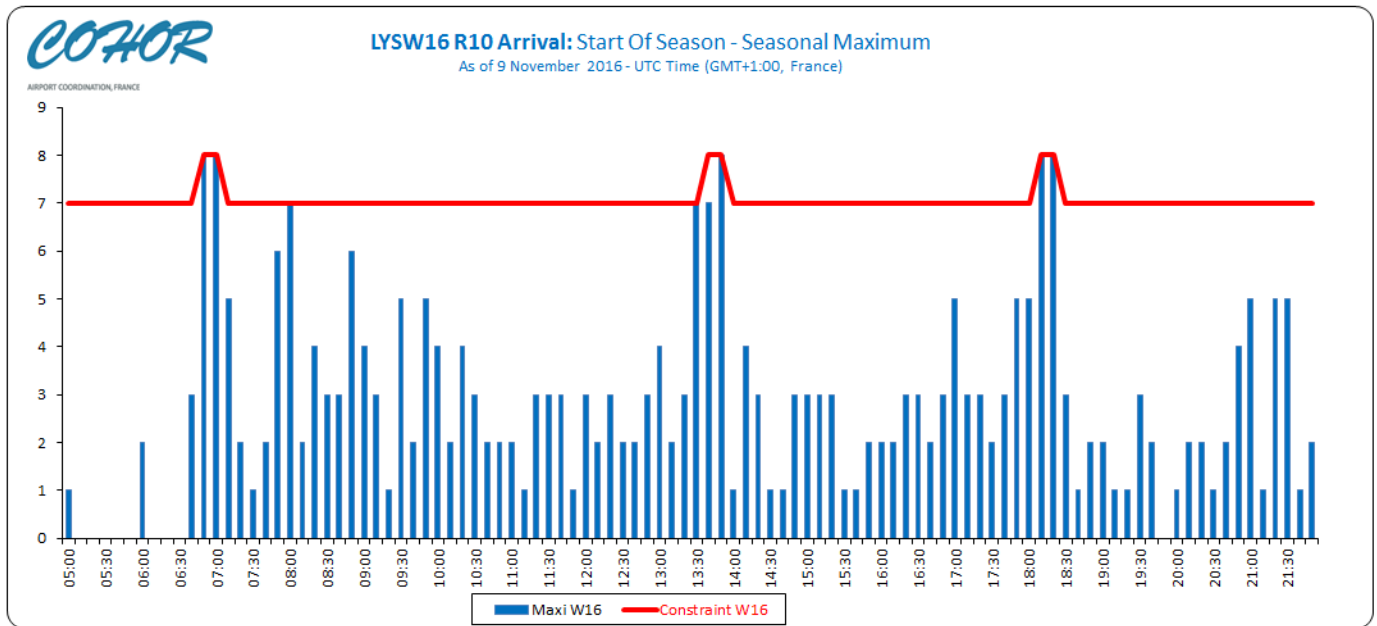


LYSW16 R10 Mixed

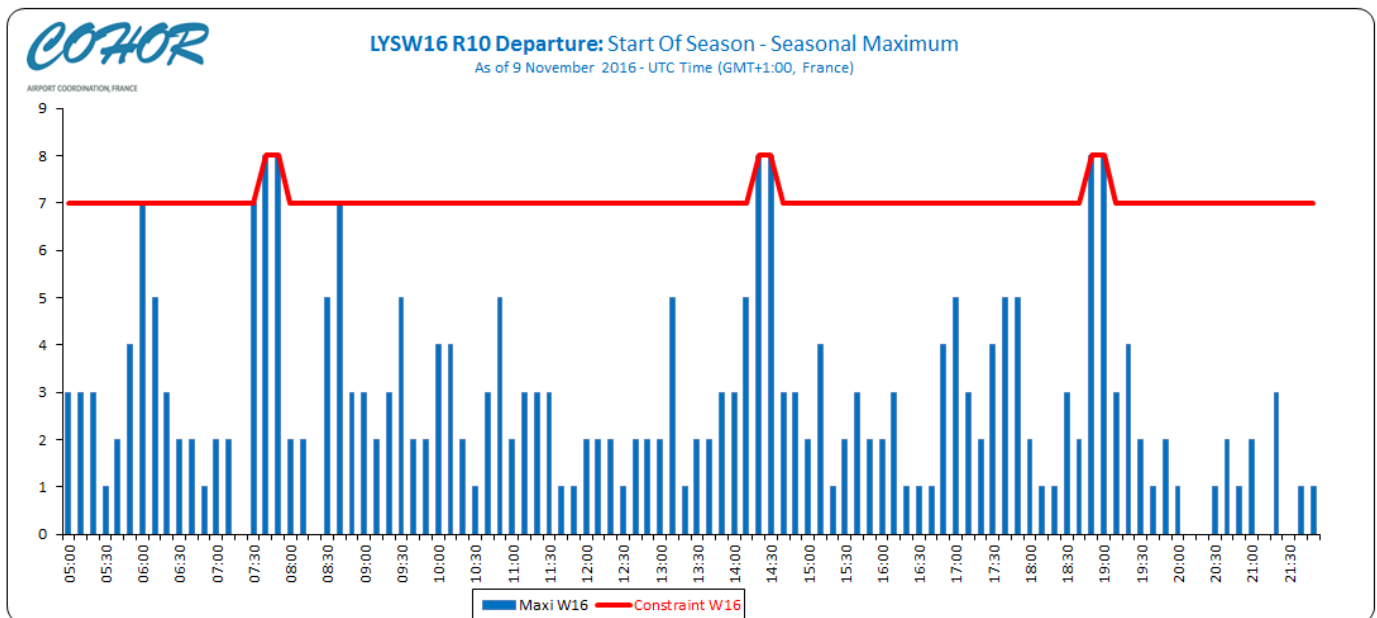


## Graphics: SOS Allocated slots

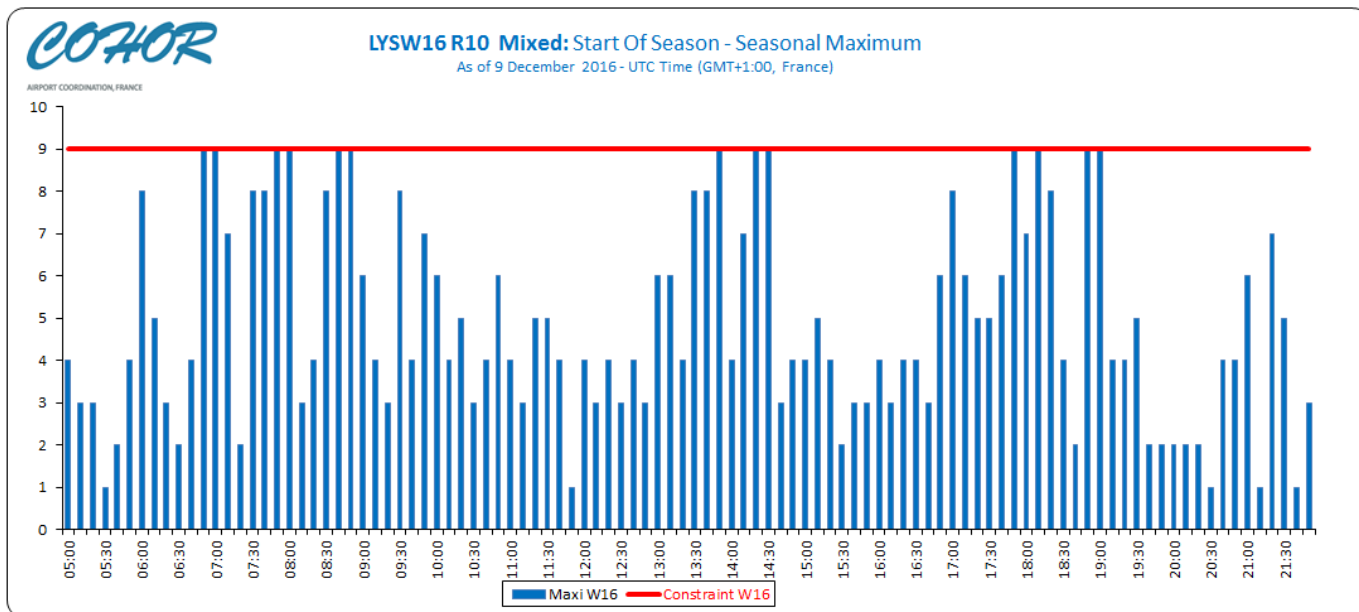
### LYSW16 R10 Arrival



### LYSW16 R10 Departure



LYSW16 R10 Mixed



## Slots allocation by operator

Airline	Total Slot
AEGEAN AIRLINES	44
AER LINGUS	278
AEROFLOT RUSSIAN AIRLINES	246
AIGLE AZUR TRANSPORTS AERIENS	769
AIR ALGERIE	1 300
AIR ARABIA MAROC	158
AIR CANADA	158
AIR CORSICA	164
AIR EUROPA	2
AIR FRANCE	2 316
AIR MALTA	2
AIR NOSTRUM	547
ALITALIA	4
ASL AIRLINES FRANCE	258
AUSTRIAN AIRLINES	472
BLUE AIR-AIRLINE	84
BRITISH AIRWAYS	856
CHALAIR	386
CODE ASSISTANT AVIAPARTNER	6
CORENDON AIRLINES	14
CORSAIR	42
EASYJET AIRLINE	6 070
EMIRATES	252
ENTER AIR	16
EUROPEAN AIR TRANSPORT	418
EUROWINGS	452
FEDEX EXPRESS	330
FLYBE	1 168
GERMANIA FLUGGESELLSCHAFT	4
GERMANWINGS	122
HOP	14 366
IBERIA EXPRESS	168
JETAIRFLY	133
JET2.COM	30
KLM	864
LIMITLESSAIRWAYS	10
LUFTHANSA	2 146
LUXAIR	14
MONARCH AIRLINES	34
NETJETS TRANSPORTES AEREOS S.A.	4

Airline	Total Slot
NOUVELAIR TUNISIE	86
PEGASUS AIRLINES	194
PICHARD EXE HANDLING	5
ROYAL AIR MAROC	464
SCANDINAVIAN AIRLINES	4
Smartlynx Airlines Estonia	10
SN BRUSSELS AIRLINES	730
SPACE AERO HANDLING	2
STAR AIR	412
SWIFTAIR	40
SWISS INTERNATIONAL AIRLINES	834
TAP PORTUGAL	742
THY TURKISH AIRLINES	504
TNT AIRWAYS	420
TRANSAVIA FRANCE	784
TRAVEL SERVICE AIRLINES	132
TUNISAIR	618
TWIN-JET	346
VUELING AIRLINES	462
XL AIRWAYS FRANCE	90