

Paris - Charles de Gaulle Airport CDG/LFPG

Winter 2016 - Start Of Season Report

Report data extraction date: 30 October 2016

Table of contents

EVOLUTION OF ALLOCATED SLOTS AT THE START OF SEASON (SOS)	2
TOTAL SLOTS BY OPERATOR – TOP15	2
GEOGRAPHICAL DISTRIBUTION OF ALLOCATED SLOTS	8
SLOTS DISTRIBUTION BY SERVICE TYPE	8
CDG W16 - AIRPORT COORDINATION PARAMETERS	9
GRAPHICS: INITIAL DEMAND	11
GRAPHICS: SOS ALLOCATED SLOTS	13
SLOTS ALLOCATION BY OPERATOR	15

The contents of this report may not be reproduced without the written consent of COHOR.

Evolution of allocated slots at the Start Of Season (SOS)

Winter 2016 (21 weeks): 180 117 Allocated Slots

Winter 2015 (22 weeks): 187 886 Allocated Slots

Allocated slots at SOS increased by ▲ 0.43% from W15 to W16 (on average per week).

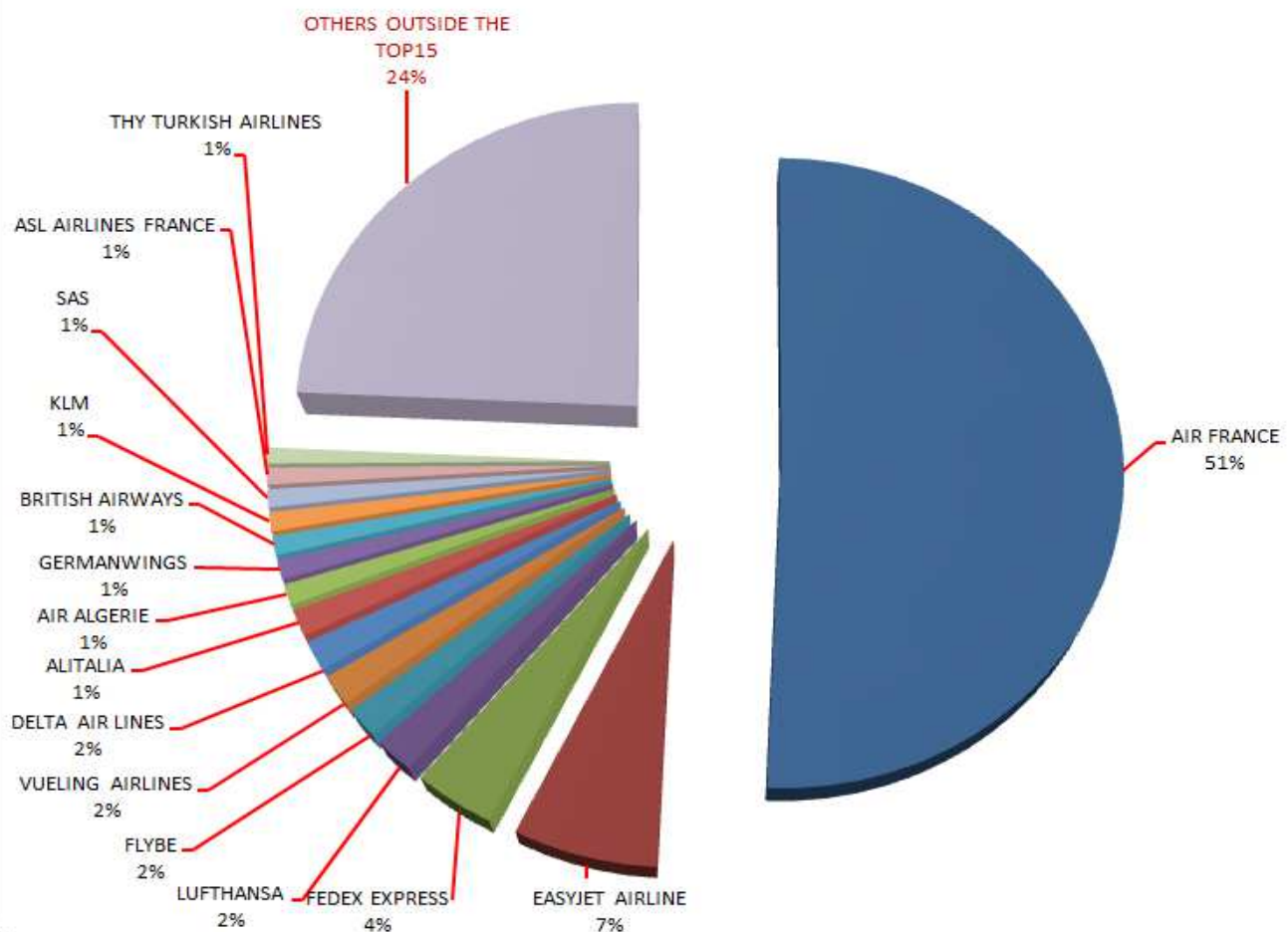
Slots Allocated OK W16: 98,98%

Total slots by operator – TOP15

Airline	W15	%SHARE S15	W16	%SHARE S16	%CHANGE (on average per week)
AIR FRANCE	97 825	52,07%	91 403	50,75%	-2,12%
EASYJET AIRLINE	11 870	6,32%	11 941	6,63%	5,39%
FEDEX EXPRESS	7 160	3,81%	6 799	3,77%	-0,52%
LUFTHANSA	3 545	1,89%	3 351	1,86%	-0,97%
FLYBE	2 599	1,38%	2 874	1,60%	15,85%
VUELING AIRLINES	1 814	0,97%	2 857	1,59%	65,00%
DELTA AIR LINES	2 990	1,59%	2 774	1,54%	-2,81%
ALITALIA	2 386	1,27%	2 413	1,34%	5,95%
AIR ALGERIE	1 362	0,72%	1 928	1,07%	48,30%
GERMANWINGS	1 558	0,83%	1 808	1,00%	21,57%
BRITISH AIRWAYS	2 030	1,08%	1 760	0,98%	-9,17%
KLM	880	0,47%	1 750	0,97%	108,33%
SCANDINAVIAN AIRLINES	2 036	1,08%	1 672	0,93%	-13,97%
ASL AIRLINES FRANCE	1 917	1,02%	1 559	0,87%	-14,80%
THY TURKISH AIRLINES	1 630	0,87%	1 470	0,82%	-5,52%
OTHERS	46 284	24,63%	43 758	24,29%	-0,96%
GRAND TOTAL	187 886	100,00%	180 117	100,00%	0,43%
Part of AF/KL Group*	98 777	52,57%	93 181	51,73%	-1,17%

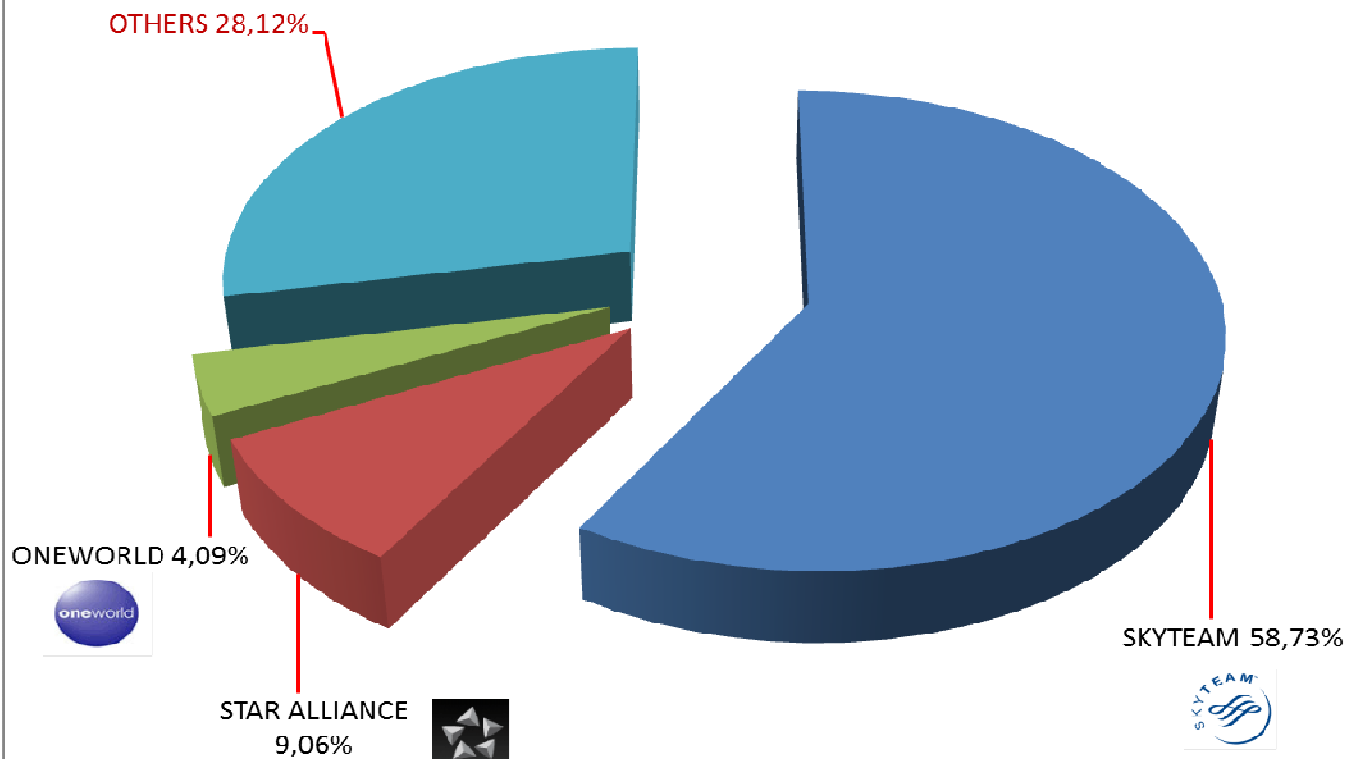
* AIRFRANCE - HOP - KLM - TRANSAVIAFRANCE - TRANSAVIAHOLLANDE

CDGW16 Start Of Season - Distribution by Airline



Slots distribution per alliance

Airline Alliance: % Share CDGW16 - Start Of Season



ONEWORLD - Members Airlines (source : fr.oneworld.com 29Oct15)

AIR BERLIN - AMERICAN AIRLINES - BRITISH AIRWAYS - CATHAY PACIFIC - FINNAIR - IBERIA - JAPAN AIRLINES - LATAM - MALAYSIA AIRLINES - QANTAS - QATAR AIRWAYS - ROYAL JORDANIAN - S7 AIRLINES - Sri Lankan Airlines - TAM

SKYTEAM - Members Airlines (source : www.skyteam.com 29Oct15)

AEROFLOT - AEROLINEAS ARGENTINAS - AEROMEXICO - AIREUROPA - AIRFRANCE - ALITALIA - CHINA AIRLINES - CHINA EASTERN AIRLINES - CHINA SOUTHERN AIRLINES - CZECH AIRLINES - DELTA AIR LINES - GARUDA INDONESIA - KENYA AIRWAYS - KLM - KOREAN AIR - Middle East Airlines - SAUDIA - TAROM - VIETNAM AIRLINES - XIAMENAIR

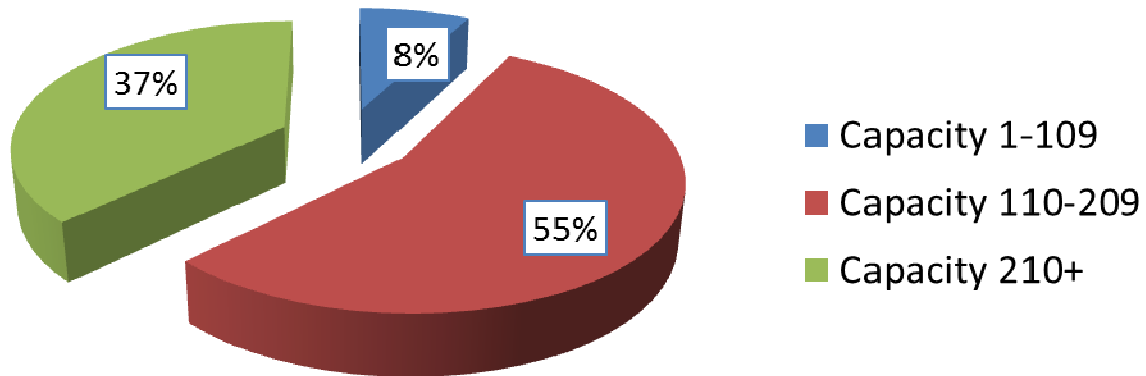
STAR ALLIANCE - Members Airlines (source : www.staralliance.com 29Oct15)

ADRIA AIRWAYS - AEGEAN AIRLINES - AIR CANADA - AIR CHINA - AIR INDIA - AIR NEW ZEALAND - ANA - ASIANA AIRLINES - AUSTRIAN AIRLINES - AVIANCA TACA HOLDINGS - BRUSSELS AIRLINES - COPAAIRLINES - CROATIA AIRLINES - EGYPTAIR - ETHIOPIAN AIRLINES - EVA AIR - LOT POLISH AIRLINES - LUFTHANSA - SCANDINAVIAN AIRLINES - SHENZHEN AIRLINES - SINGAPORE AIRLINES - SOUTH AFRICAN AIRWAYS - SWISS - TAP PORTUGAL - THAI - TURKISH AIRLINES - UNITED

Size of aircraft

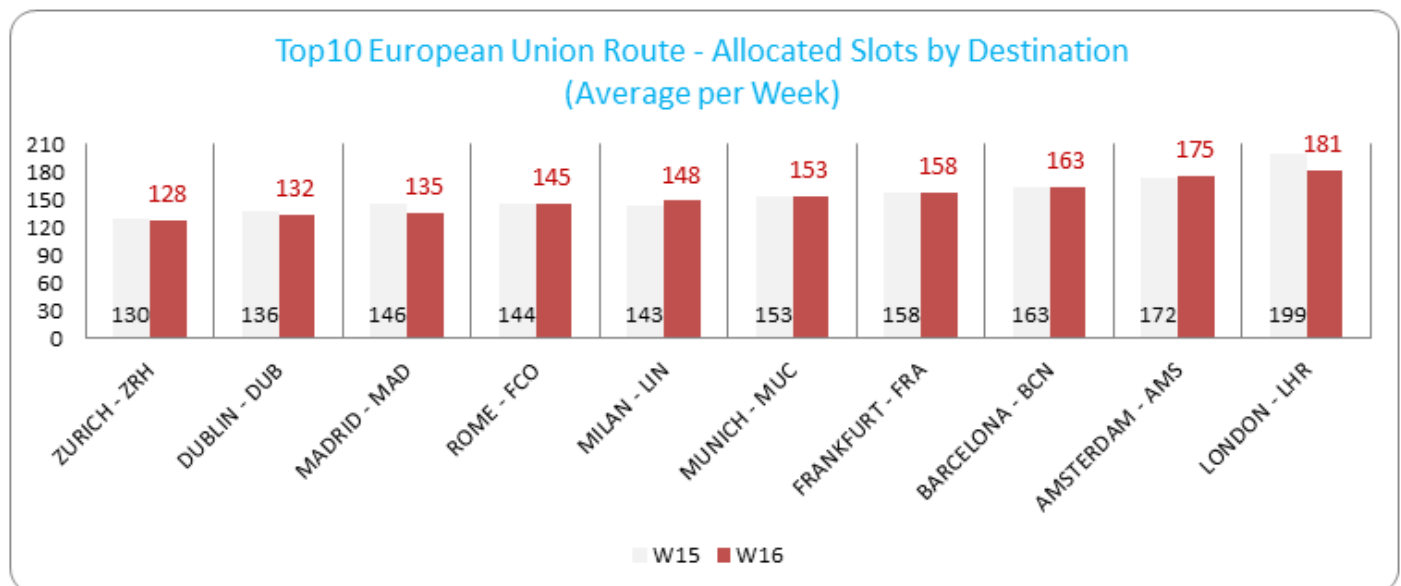
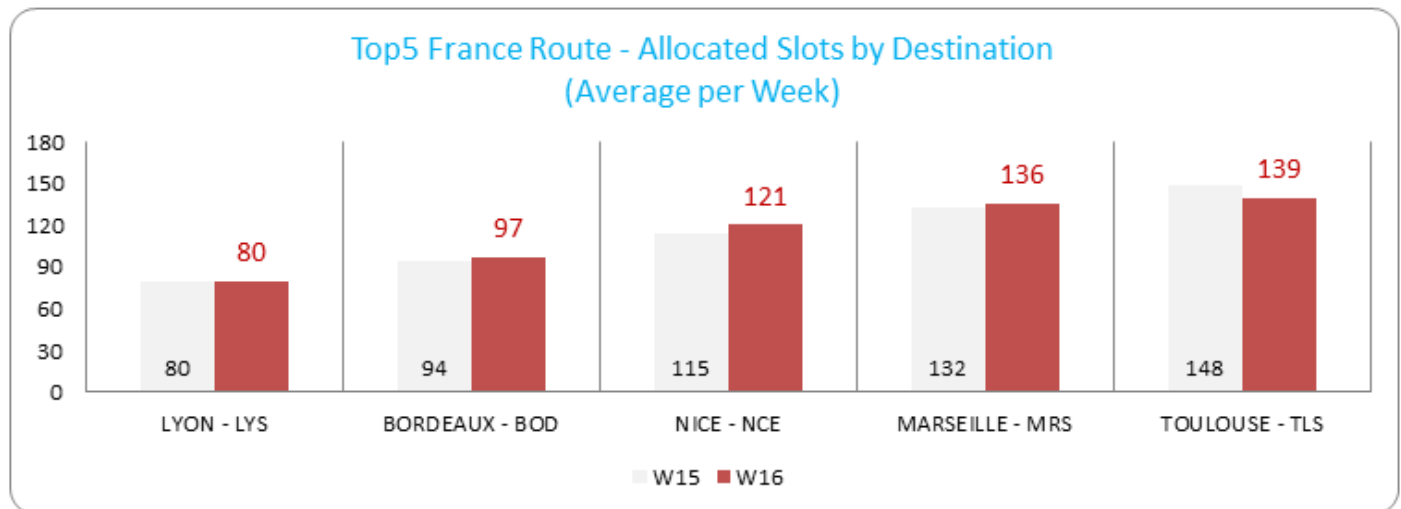
	W15	W16	Evolution
Average Size of Aircraft (Seats)	188	190	1,0%
Total Passenger Seat Offer	32 603 280	31 638 576	N/A

CDGW16: Passenger Aircraft Size Distribution



Allocated slots by destination

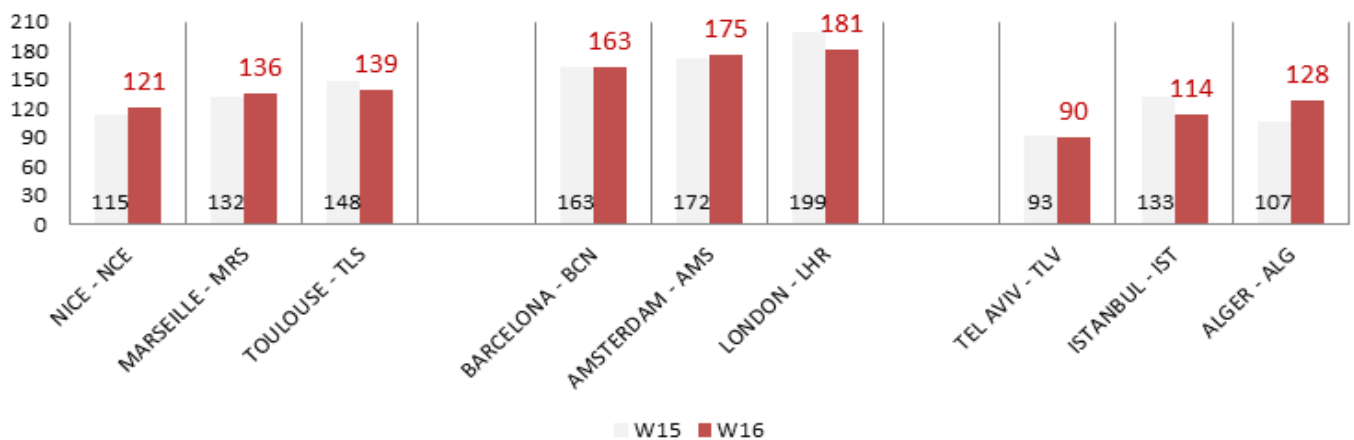
(CDGW16 vs CDGW15)



Top10 International Route - Allocated Slots by Destination
(Average per Week)



Comparison of first 3 destinations for each group
Allocated Slots by Destination
(Average per Week)



Geographical distribution of allocated slots



Slots distribution by service type

Group Services for All Destinations	W16	W15
Regular Services	92,34%	91,93%
Freight Services	6,83%	7,09%
Charter Services	0,56%	0,66%
Technical Services	0,25%	0,29%
GA/BA Services	0,02%	0,02%

CDG W16 - Airport Coordination Parameters

Runway scheduling limits:

Order of October 07th, 2014 updating the modified order of October 19th, 1999 set the airport capacity of Paris-Charles-de-Gaulle :

CDG RUNWAY CAPACITY W16						
	Arrivals	Arrivals	Departures	Departures	Total	
Local Time	/10 min	/ hour	/10 min	/ hour	/ hour	Local Time
00 :00-00 :59	7	30	7	25	40	00 :00-00 :59
01 :00-01 :59	7	20	7	25	40	01 :00-01 :59
02 :00-02 :59	7	20	7	20	32	02 :00-02 :59
03 :00-03 :59	7	20	7	20	32	03 :00-03 :59
04 :00-04 :59	7	20	7	20	32	04 :00-04 :59
05 :00-05 :59	7	30	7	25	40	05 :00-05 :59
06 :00-06 :59	10*	41	7	38	67	06 :00-06 :59
07 :00-07 :59	11	48	12,5	66	103	07 :00-07 :59
08 :00-08 :59	12	62	11,5	62	109	08 :00-08 :59
09 :00-09 :59	11,5	62	12,5	64	120	09 :00-09 :59
10 :00-10 :59	11,5	60	12	67	111	10 :00-10 :59
11 :00-11 :59	11,5	61	12	63	112	11 :00-11 :59
12 :00-12 :59	11,5	54	12,5	64	111	12 :00-12 :59
13 :00-13 :59	11,5	55	13	70	110	13 :00-13 :59
14 :00-14 :59	12	58	11,5	63	105	14 :00-14 :59
15 :00-15 :59	12	56	12	65	108	15 :00-15 :59
16 :00-16 :59	11	56	12	63	107	16 :00-16 :59
17 :00-17 :59	12	61	11,5	62	107	17 :00-17 :59
18 :00-18 :59	12	60	12	62	111	18 :00-18 :59
19 :00-19 :59	12,5	60	11,5	62	109	19 :00-19 :59
20 :00-20 :59	12	56	12,5	64	108	20 :00-20 :59
21 :00-21 :59	11,5	53	12	53	97	21 :00-21 :59
22 :00-22 :59	11	46	11	41	80	22 :00-22 :59
23 :00-23 :59	8	40	10	30	62	23 :00-23 :59

"10*" means that, during the corresponding hour, a maximum of 11 movements can be scheduled for one period of 10 minutes while a maximum of 10 movements can be scheduled for the five other periods of 10 minutes, provided that the other constraints in the corresponding hour are not exceeded.

"11,5" means that, during the corresponding hour, a maximum of 12 movements can be scheduled for three periods of 10 minutes while a maximum of 11 movements can be scheduled for the three other periods of 10 minutes, provided that the other constraints in the corresponding hour are not exceeded.

"12" means that, during the corresponding hour, a maximum of 13 movements can be scheduled for one period of 10 minutes while a maximum of 12 movements can be scheduled for the five other periods of 10 minutes, provided that the other constraints in the corresponding hour are not exceeded.

"13" means that, during the corresponding hour, a maximum of 13 movements can be scheduled for three periods of 10 minutes while a maximum of 12 movements during the three other periods, provided that the other constraints in the corresponding hour are not exceeded.

Terminal constraints :

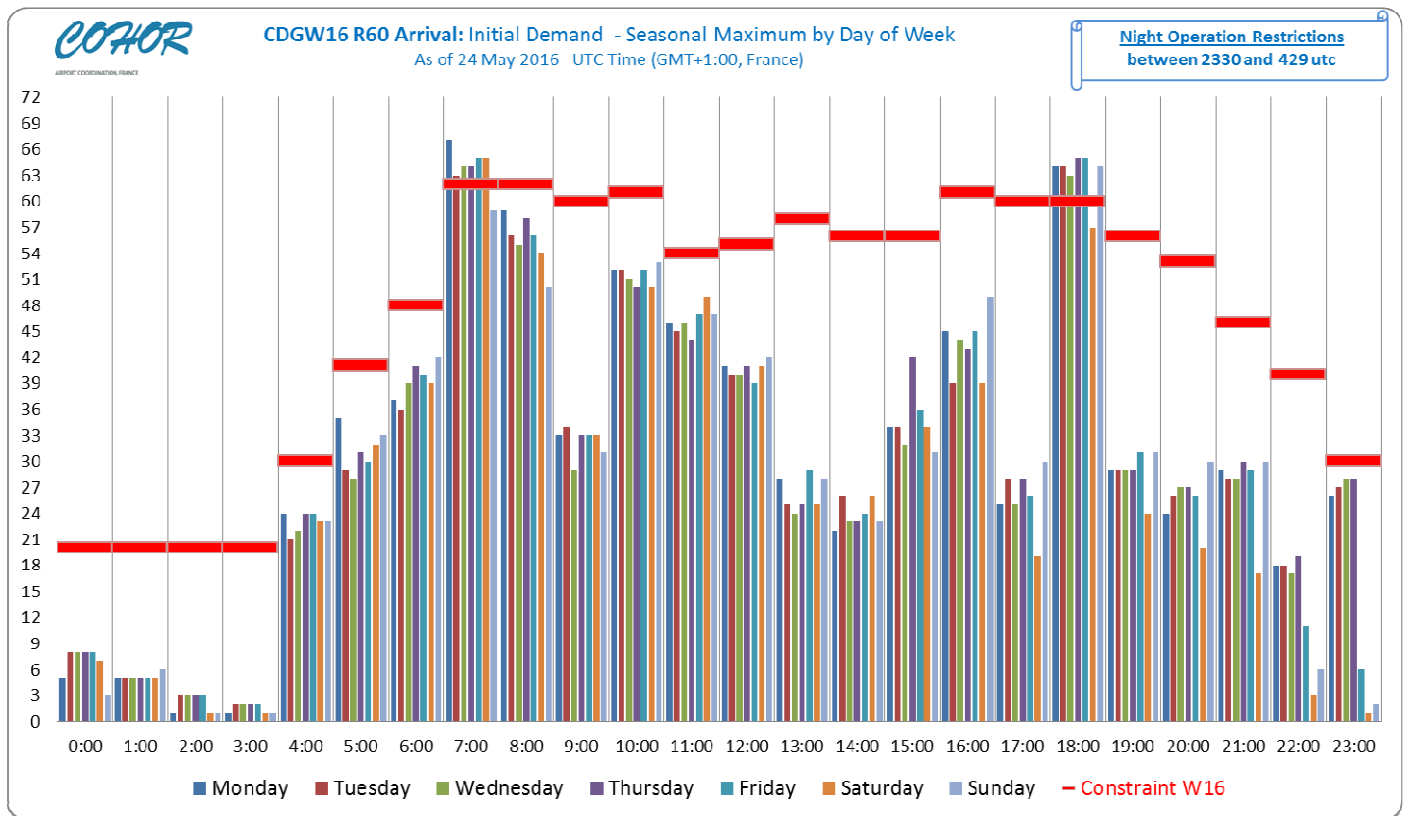
The maximum departing passengers flows per hour by terminal are :

Terminal 1 : 1950
Terminal 2A : 900
Terminal 2C : 900
Terminal 2D : 1200
Terminal 2F : 2800
Terminal 2G : 700
Terminal 2E : 5400
Terminal 3 : 1000

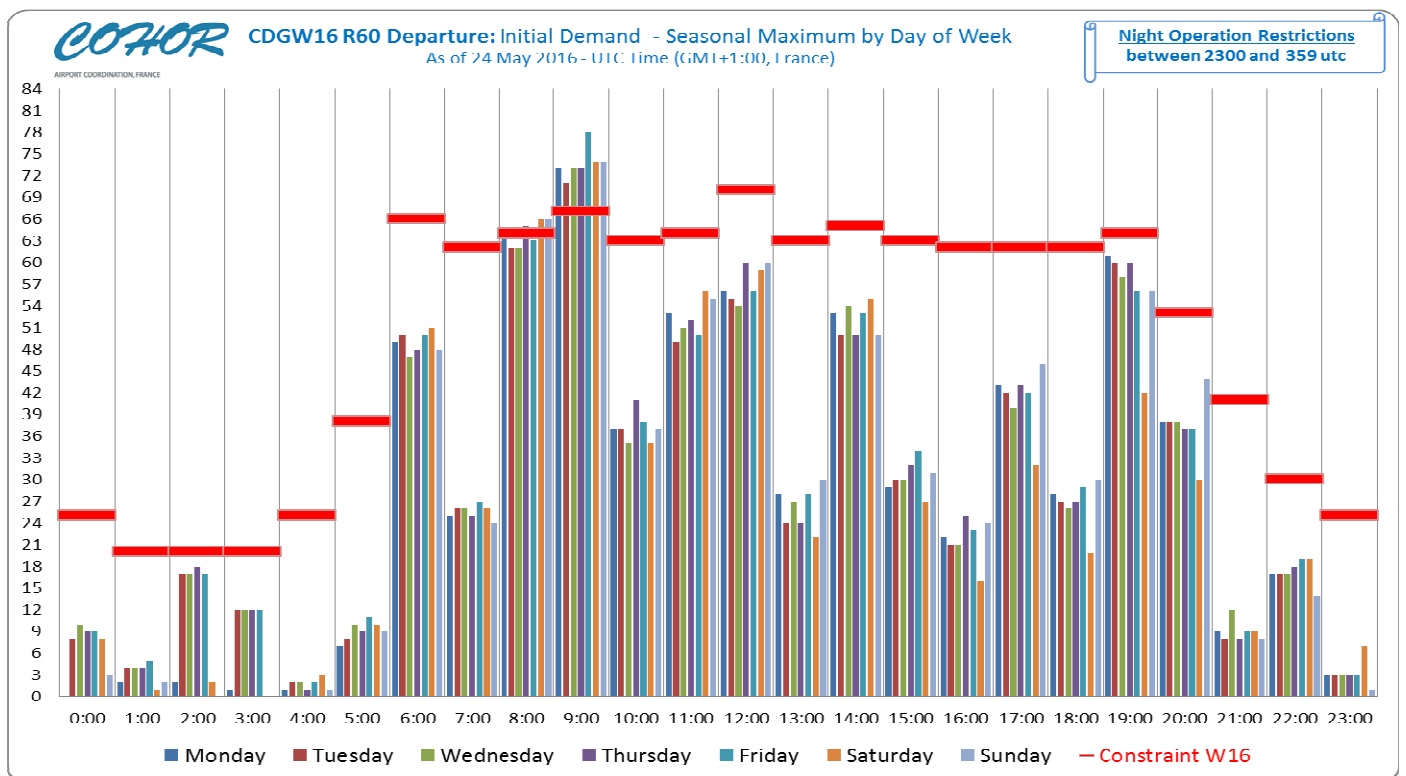
These constraints are implemented by COHOR to warn carriers of possible difficulties in CDG terminals. Cooperation between these carriers and Aéroports de Paris is required to find solutions.

Graphics: Initial demand

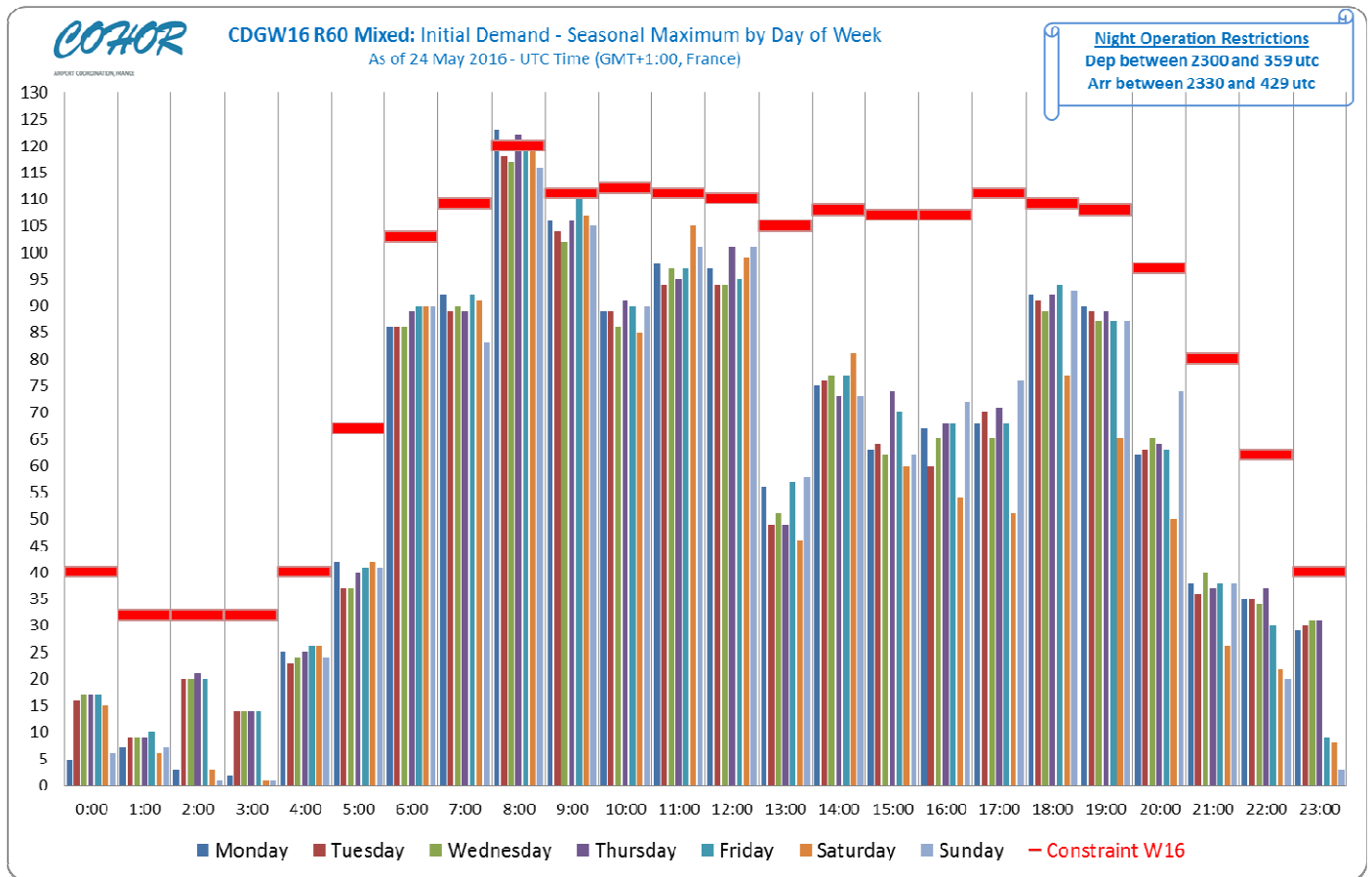
CDGW16 R60 Arrival



CDGW16 R60 Departure

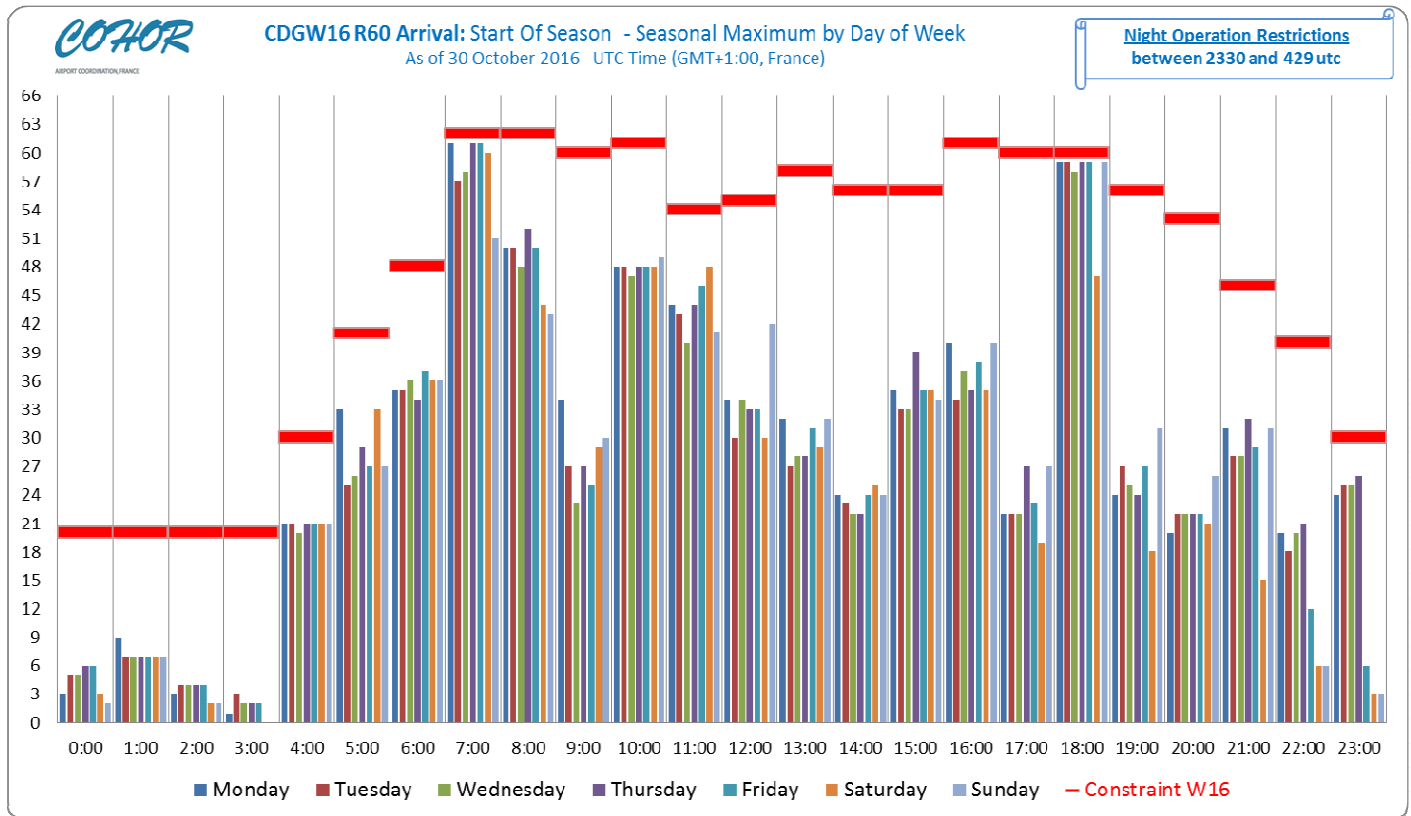


CDGS16 R60 Mixed

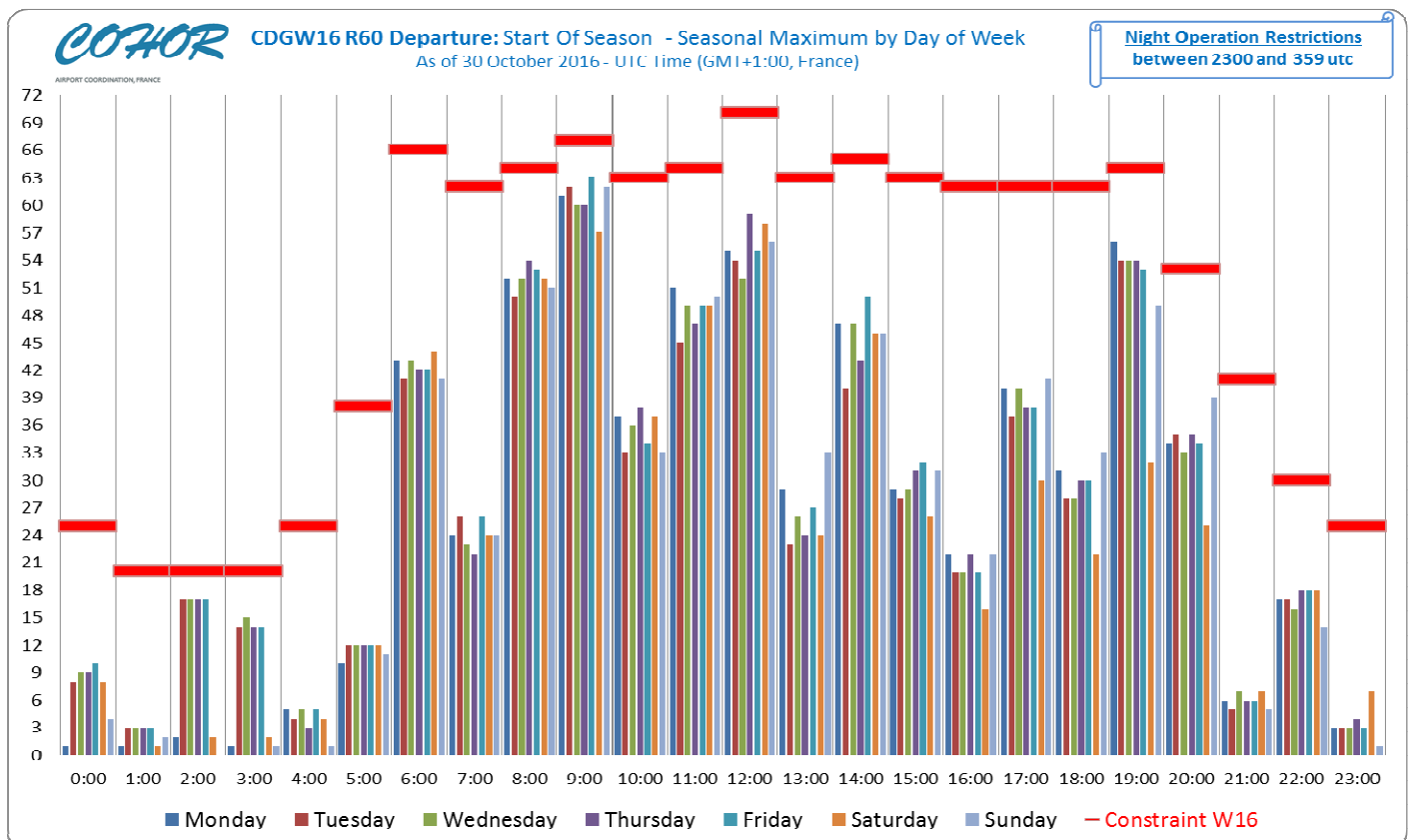


Graphics: SOS Allocated slots

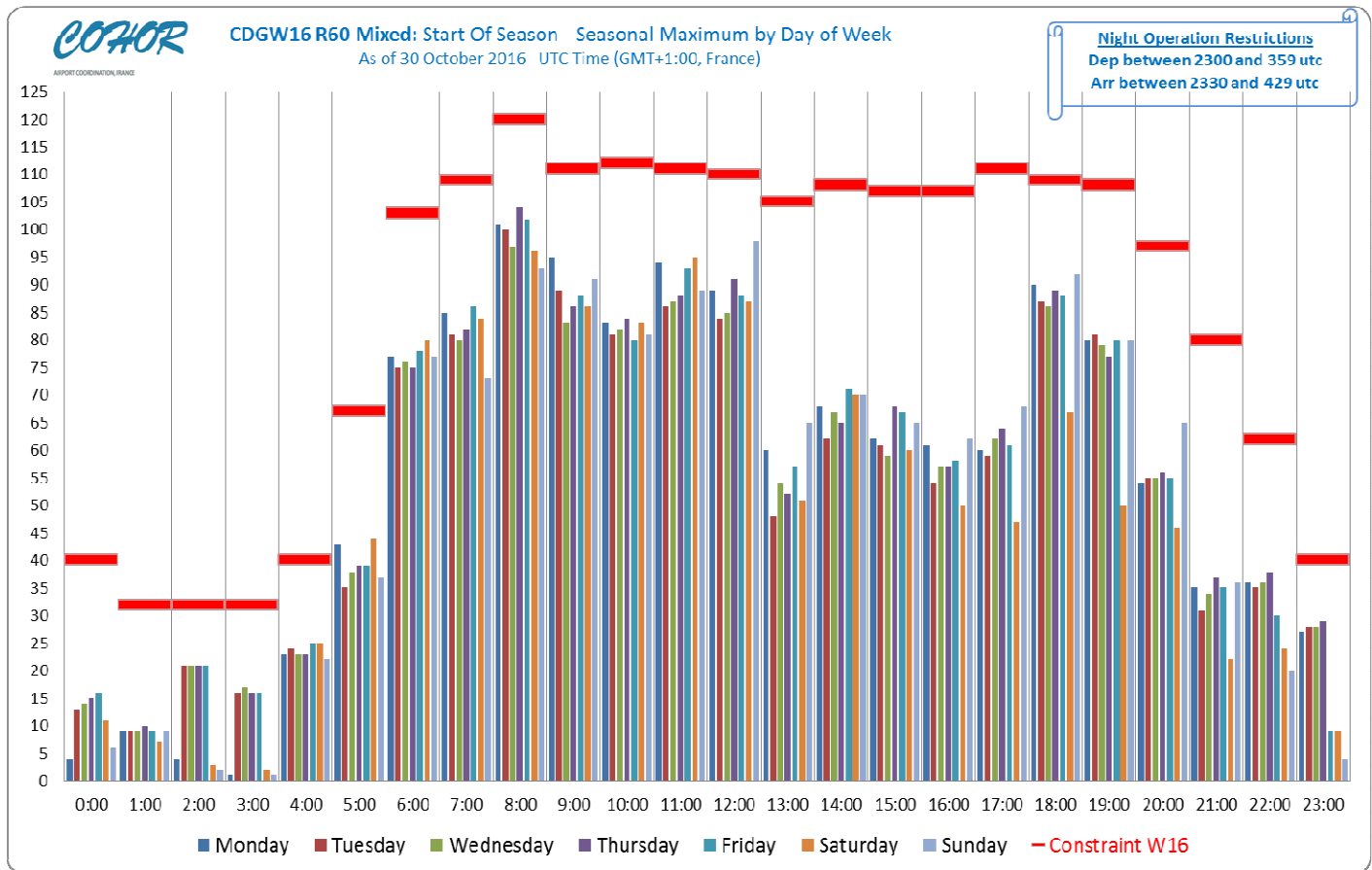
CDGW16 R60 Arrival



CDGW16 R60 Departure



CDGW16 R60 Mixed



Slots allocation by operator

Airline	Total Slot
ADRIA AIRWAYS	416
AEGEAN AIRLINES	686
AER LINGUS	1 450
AEROFLOT RUSSIAN AIRLINES	1 466
AEROMEXICO	288
AIGLE AZUR TRANSPORTS AERIENS	15
AIR ALGERIE	1 928
AIR ARABIA MAROC	128
AIR ASTANA JSC	112
AIR AUSTRAL	482
AIR BALTIC	508
AIR CAIRO	43
AIR CANADA	588
AIR CHINA	628
AIR CONTRACTORS LTD	6
AIR CORSICA	140
AIR EUROPA	1 327
AIR FRANCE	91 403
AIR FRANCE HANDLING	8
AIR INDIA	294
AIR MADAGASCAR	96
AIR MALTA	198
AIR MAURITIUS	290
AIR NOSTRUM	10
AIR SEYCHELLES	126
AIR TAHITI NUI	141
AIR TRANSAT	341
AIRBRIDGE CARGO	170
AirSERBIA	425
ALBA STAR	4
ALITALIA	2 413
ALL NIPPON AIRWAYS	294
ALYZIA ASSISTANCE ADP	2
AMC AVIATION	14
AMERICAN AIRLINES	1 245
ARKIA ISRAELI AIRLINES	17
ASIANA AIRLINES	210
ASL AIRLINES FRANCE	1 559
ASSISTANCE EUROPE HANDLING	14
ATLANTIC AIRLINES LTD	404
ATLAS AIR INC. NEW YORK	2

Airline	Total Slot
AtlasGlobal	294
AUSTRIAN AIRLINES	798
AVANTI AIR	4
AZERBAIJAN AIRLINES	168
BELAVIA BELARUSSIAN AIRLINES	174
BMI REGIONAL	454
BRITISH AIRWAYS	1 760
BULGARIA AIR	250
CAMAIR-CO	210
CATHAY PACIFIC	502
CHINA EASTERN AIRLINES	706
CHINA SOUTHERN AIRLINES	276
COBALT AIR	68
CORENDON AIRLINES	16
CORENDON DUTCH AIRLINES	12
CORSAIR	57
CROATIA AIRLINES	292
CSA CZECH AIRLINES	796
DELTA AIR LINES	2 774
DENIM AIR	2
DREAMJET	398
EASYJET AIRLINE	11 941
ECAir - Equatorial Congo Airlines	84
EGYPTAIR	294
EL AL	733
EMIRATES	882
ENTER AIR	37
ETHIOPIAN AIRLINES	540
ETIHAD AIRWAYS	588
EUROPEAN AIR TRANSPORT	1 194
EUROWINGS	230
EVA AIR	278
EVELOPAIR	2
FARNAIR HUNGARY	2
FEDEX EXPRESS	6 799
FINNAIR	1 454
FLYBE	2 874
FLYLAL	101
FREE BIRD AIRLINES	26
GERMANIA FLUGGESELLSCHAFT	8
GERMANWINGS	1 808
GO2SKY, S.R.O.	4
GULFAIR	292
HAINAN AIRLINES	126
HIFLY AIRLINES	8
HOP	23

Airline	Total Slot
IBERIA	254
ICELANDAIR	292
ISRAIR AIRLINES	4
JAPAN AIRLINES	588
JET AIRWAYS (INDIA) Private Limited	294
JETAIRFLY	177
JET2.COM	166
KENYA AIRWAYS	125
KLM	1 750
KOREAN AIR	374
KUWAIT AIRWAYS	169
LOT POLISH AIRLINES	862
LUFTHANSA	3 351
LUXAIR	896
MAHAN AIR	126
MALETH-AERO	4
MIDDLE EAST AIRLINES	588
MNG AIRLINES	215
MONTENEGRO AIRLINES	94
NETJETS TRANSPORTES AEREOS S.A.	4
NIKI	356
NORWEGIAN	294
NOUVELAIR TUNISIE	612
OMAN AIR	294
ONUR AIR	180
PAKISTAN INTERNATIONAL AIRLINES	156
QATAR AIRWAYS	966
ROSSIYA AIRLINES	294
ROYAL AIR MAROC	518
ROYAL JORDANIAN AIRLINES	292
SAUDIA	504
SCANDINAVIAN AIRLINES	1 672
SINGAPORE AIRLINES	294
SMALL PLANET AIRLINES GMBH	14
Smartlynx Airlines Estonia	7
SMARTLYNX ITALIA	75
SN BRUSSELS AIRLINES	620
SRILANKAN AIRLINES	10
STAR AIR	418
SUNEXPRESS	4
SWISS INTERNATIONAL AIRLINES	1 420
TAM LINHAS AEREAS	294
TAROM	576
TASSILI AIRLINES	252
THAI AIRWAYS	294
THY TURKISH AIRLINES	1 470

Airline	Total Slot
Tianjin Airlines	126
TNT AIRWAYS	620
TRANS AEREOS DE CABO VERDE	42
TRANSAVIA AIRLINES	4
TRANSAVIA FRANCE	1
TRAVEL SERVICE AIRLINES	173
TUNISAIR	40
TUNISAIREXPRESS	210
TURKMENISTAN AIRLINES	52
UKRAINE INTL AIRLINES	544
UNITED AIRLINES	1 024
UNITED PARCEL SERVICE	420
URAL AIRLINES	42
UZBEKISTAN AIRWAYS	42
VIETNAM AIRLINES	420
VUELING AIRLINES	2 857
WAMOS AIR	2
WOW Air	292
XL AIRWAYS FRANCE	757