

# Nice Côte d'Azur Airport NCE/LFMN

## Winter 2015 - Start Of Season Report

Report data extraction date: Monday 2 November 2015

Last modification made on:

### Table of contents

Evolution of allocated slots at the Start Of Season (SOS).....	2
Total slots by operator – TOP15.....	2
Slots distribution per alliance.....	4
Size of aircraft.....	5
Geographical distribution of allocated slots.....	8
Slots distribution by service type.....	8
NCE – W15 - Airport Coordination Parameters.....	9
Initial demand.....	10
SOS Allocated slots.....	12
Slots allocation by operator.....	14

*The contents of this report may not be reproduced without the written consent of COHOR.*

## Evolution of allocated slots at the Start Of Season (SOS)

Winter 2015 (22 weeks): 34 809 Allocated Slots

Winter 2014 (22 weeks): 34 980 Allocated Slots

Allocated slots at SOS decreased by ▼ 0,49% from W14 to W15 (on average per week).

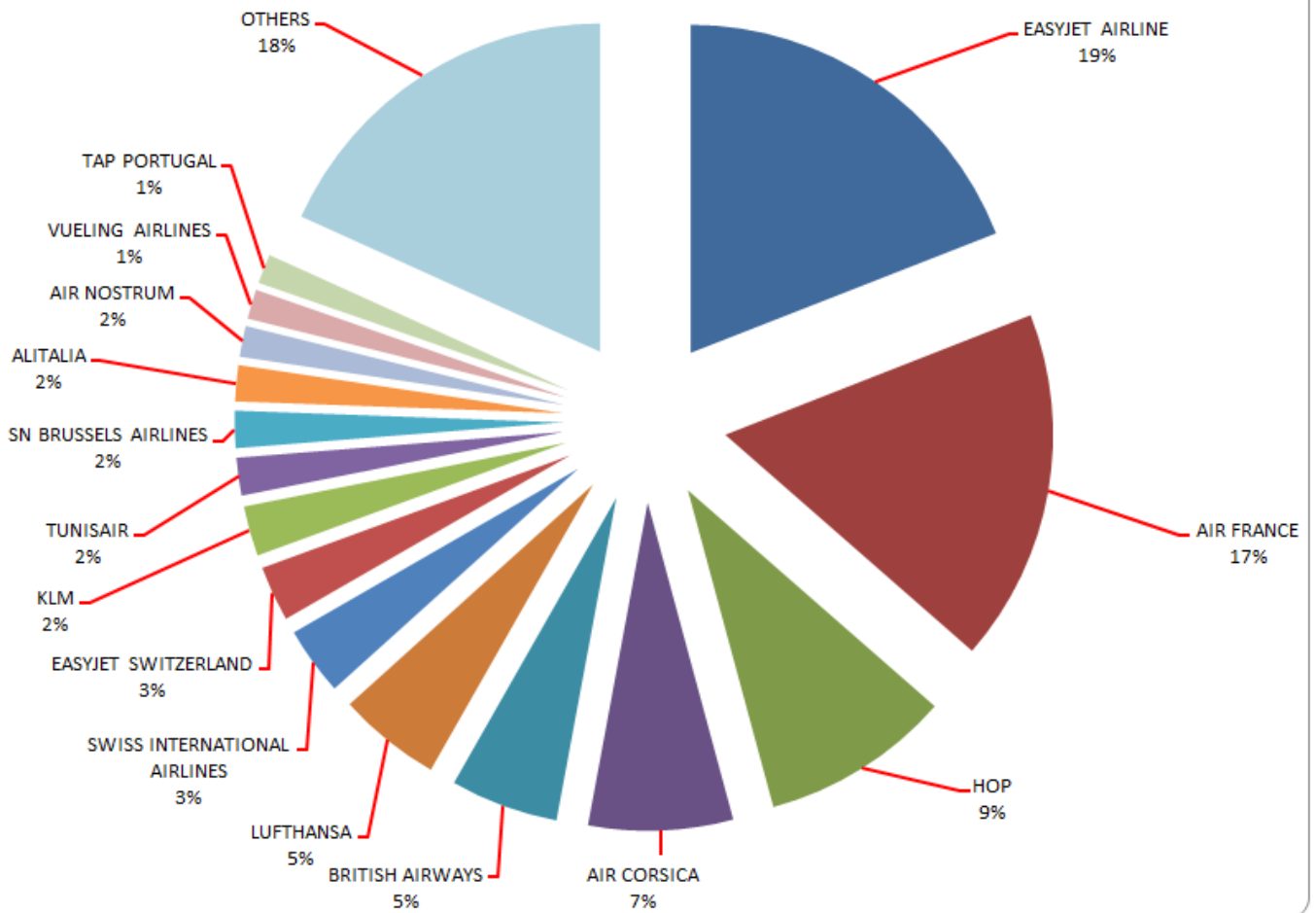
Slots Allocated OK W15: 98,64%

## Total slots by operator – TOP15

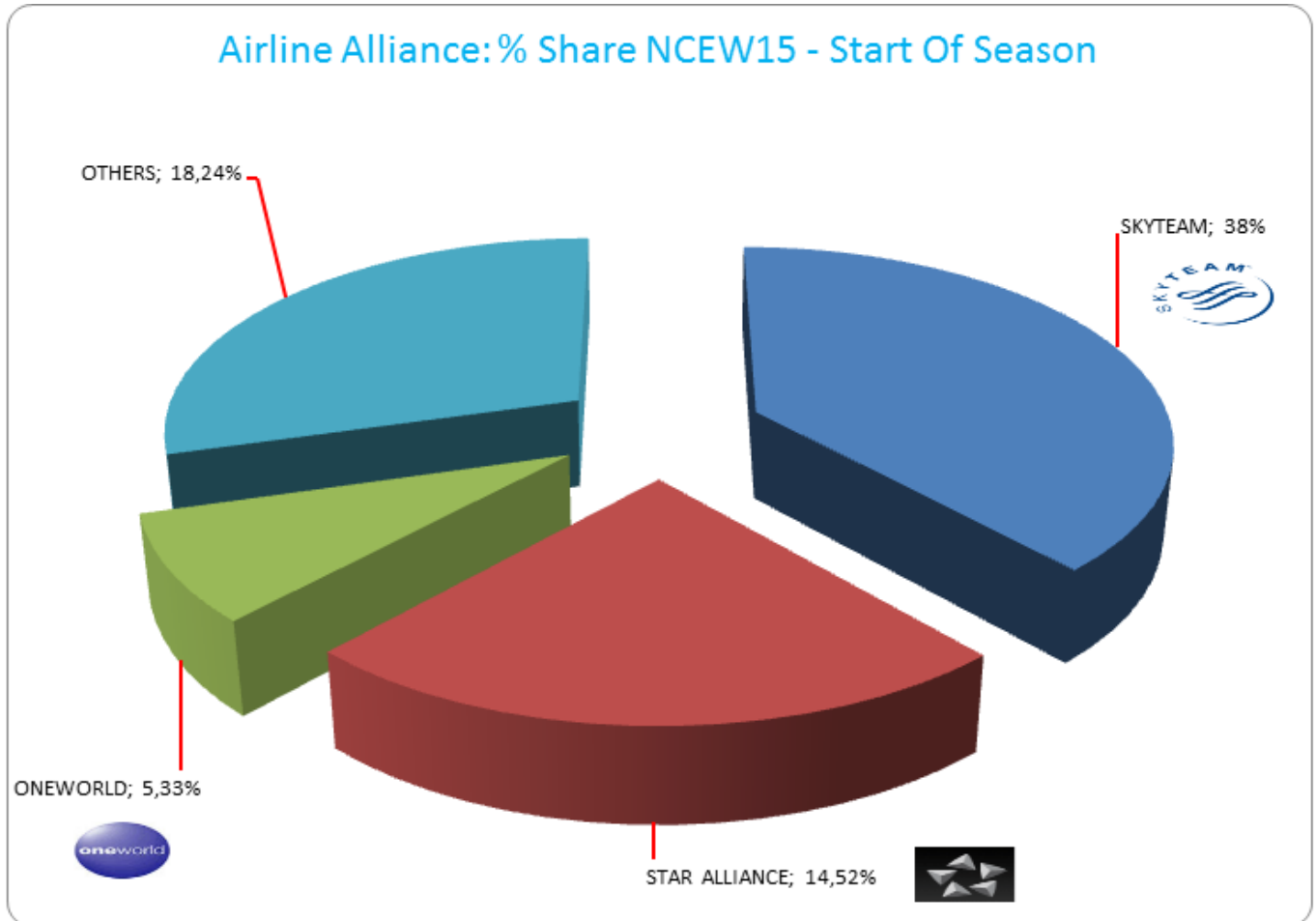
ICAO Code	Airline	W14	%SHARE W14	W15	%SHARE W15	%CHANGE (on average per week)
EZY	EASYJET AIRLINE	6 404	18,31%	6 636	19,06%	3,62%
AFR	AIR FRANCE	8 369	23,93%	6 046	17,37%	-27,76%
HOP	HOP	1 738	4,97%	3 260	9,37%	87,57%
CCM	AIR CORSICA	2 488	7,11%	2 480	7,12%	-0,32%
BAW	BRITISH AIRWAYS	2 018	5,77%	1 852	5,32%	-8,23%
DLH	LUFTHANSA	1 784	5,10%	1 769	5,08%	-0,84%
SWR	SWISS INTERNATIONAL AIRLINES	1 168	3,34%	1 173	3,37%	0,43%
EZS	EASYJET SWITZERLAND	990	2,83%	950	2,73%	-4,04%
KLM	KLM	867	2,48%	856	2,46%	-1,27%
TAR	TUNISAIR	612	1,75%	648	1,86%	5,88%
BEL	SN BRUSSELS AIRLINES	604	1,73%	636	1,83%	5,30%
AZA	ALITALIA	616	1,76%	616	1,77%	0,00%
ANE	AIR NOSTRUM	678	1,94%	528	1,52%	-22,12%
VLG	VUELING AIRLINES	372	1,06%	506	1,45%	36,02%
TAP	TAP PORTUGAL	513	1,47%	503	1,45%	-1,95%
	OTHERS	5 759	16,46%	6 350	18,24%	10,24%
	GRAND TOTAL	34 980	100,00%	34 809	100,00%	-0,49%
	Part of AF/KL Group*	10 978	31,38%	10 164	29,20%	-7,41%

\* AIRFRANCE - AIRLINAIR - BRITAIR - HOP - KLM - REGIONAL - TRANSVIAFRANCE - TRANSVIAHOLLANDE

## NCE W15 Start Of Season - Distribution by Airline



## Slots distribution per alliance



**ONEWORLD - Members Airlines** (source : [fr.oneworld.com](http://fr.oneworld.com) 29Oct15)

AIR BERLIN - AMERICAN AIRLINES - BRITISH AIRWAYS - CATHAY PACIFIC - FINNAIR - IBERIA - JAPAN AIRLINES - LAN - MALAYSIA AIRLINES - QANTAS - QATAR AIRWAYS - ROYAL JORDANIAN - S7 AIRLINES - Sri Lankan Airlines - TAM

**SKYTEAM - Members Airlines** (source : [www.skyteam.com](http://www.skyteam.com) 29Oct15)

AEROFLOT - AEROLINEAS ARGENTINAS - AEROMEXICO - AIREUROPA - AIRFRANCE - ALITALIA - CHINA AIRLINES - CHINA EASTERN - CHINA SOUTHERN - CZECH AIRLINES - DELTA - GARUDA INDONESIA - KENYA AIRWAYS - KLM - KOREAN AIR - MEA - SAUDIA - TAROM - VIETNAM AIRLINES - XIAMENAIR

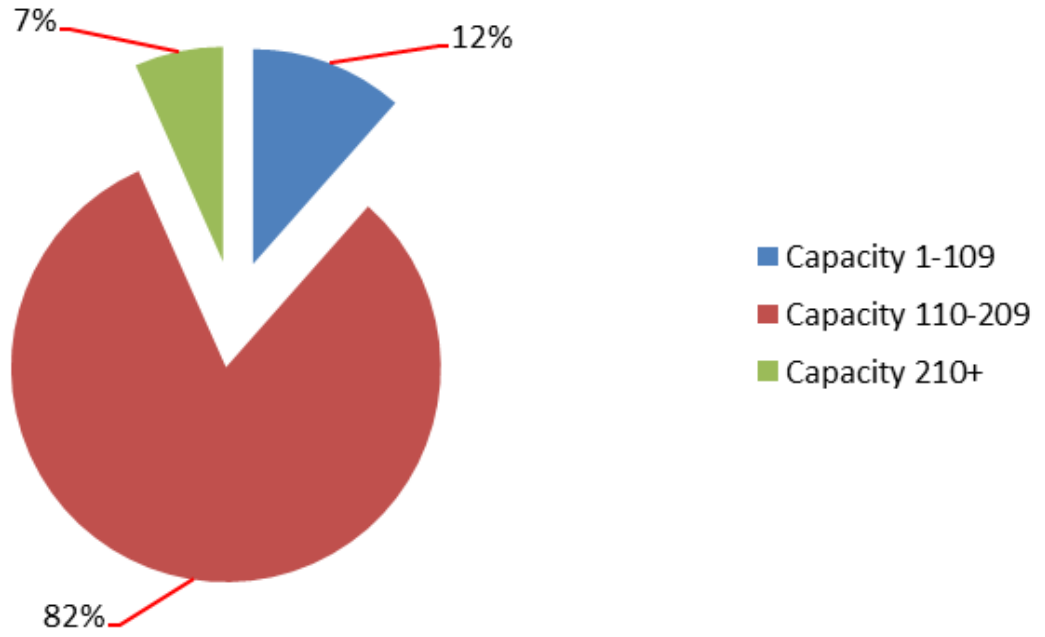
**STAR ALLIANCE - Members Airlines** (source : [www.staralliance.com](http://www.staralliance.com) 29Oct15)

ADRIA - AEGEAN - AIR CANADA - AIR CHINA - AIR INDIA - AIR NEW ZEALAND - ANA - ASIANA AIRLINES - AUSTRIAN - AVIANCA TACA - BRUSSELS AIRLINES - COPAAIRLINES - CROATIA AIRLINES - EGYPTAIR - ETHIOPIAN - EVA AIR - LOT POLISH AIRLINES - LUFTHANSA - SCANDINAVIAN AIRLINES - SHENZHEN AIRLINES - SINGAPORE AIRLINES - SOUTH AFRICAN AIRWAYS - SWISS - TAP PORTUGAL - THAI - TURKISH AIRLINES - UNITED

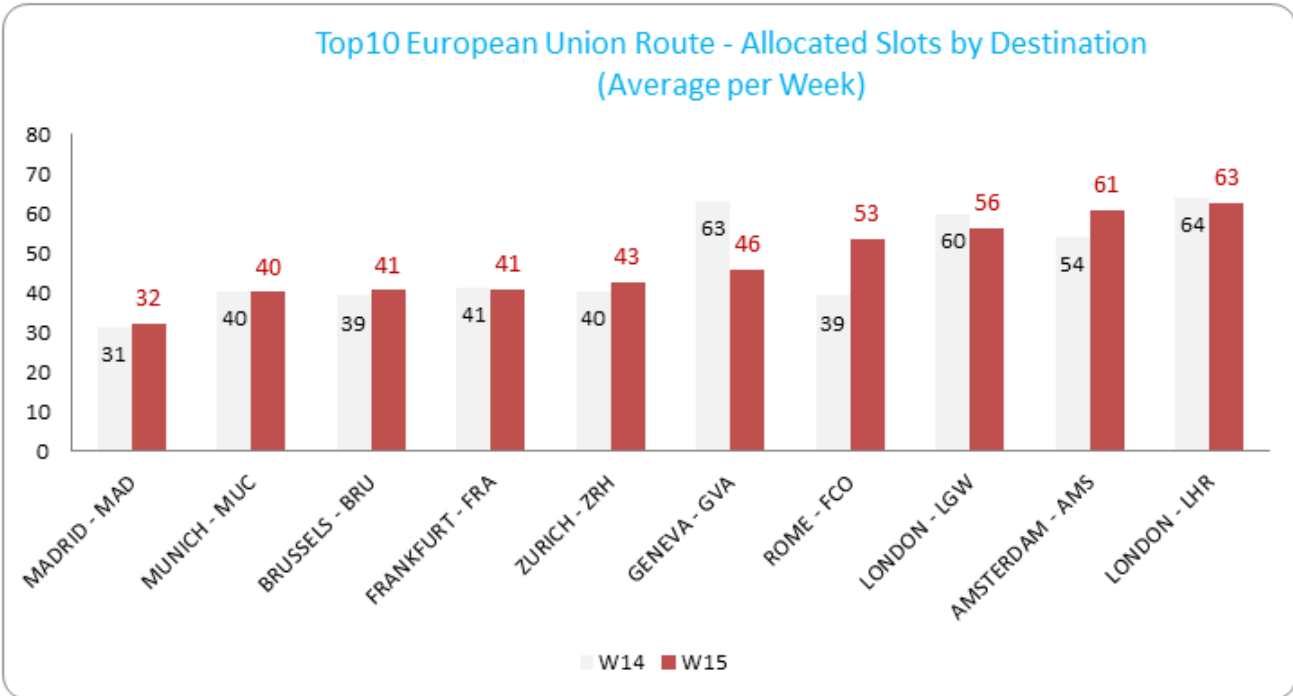
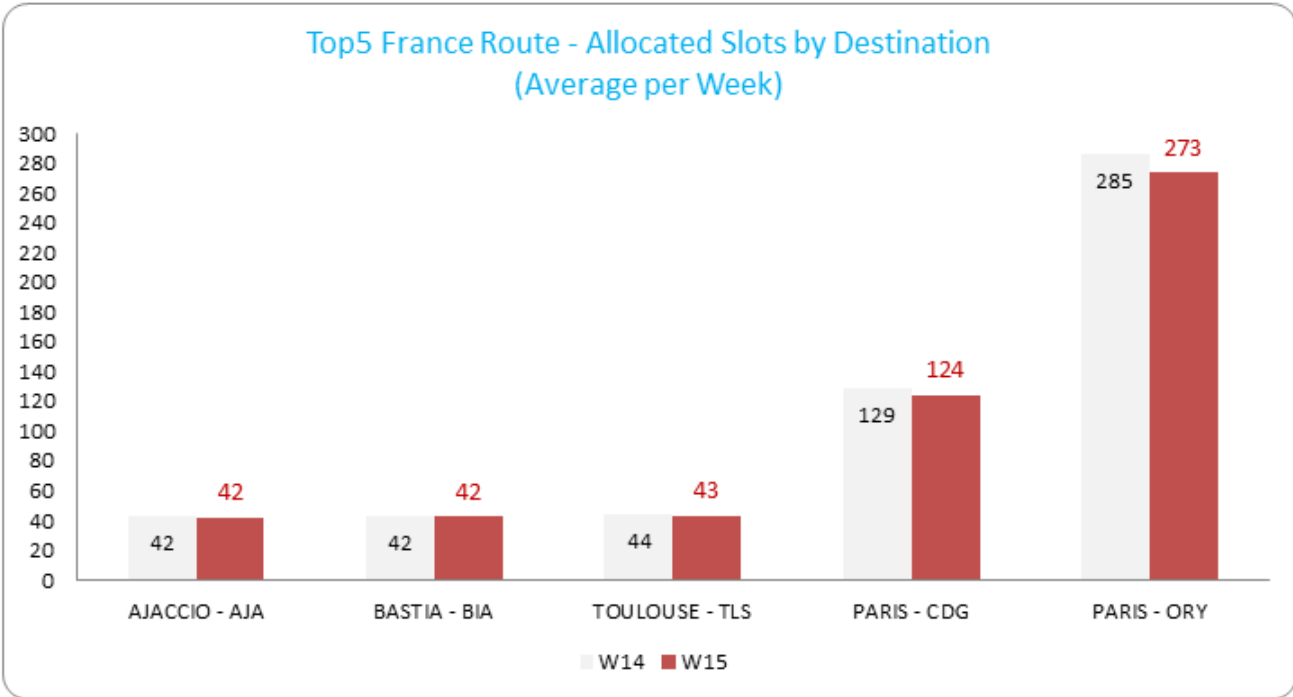
## Size of aircraft

	W14	W15	Evolution
Average Size of Aircraft (Seats)	142	147	3,2%
Total Passenger Seat Offer	4 821 758	4 940 129	2,5%

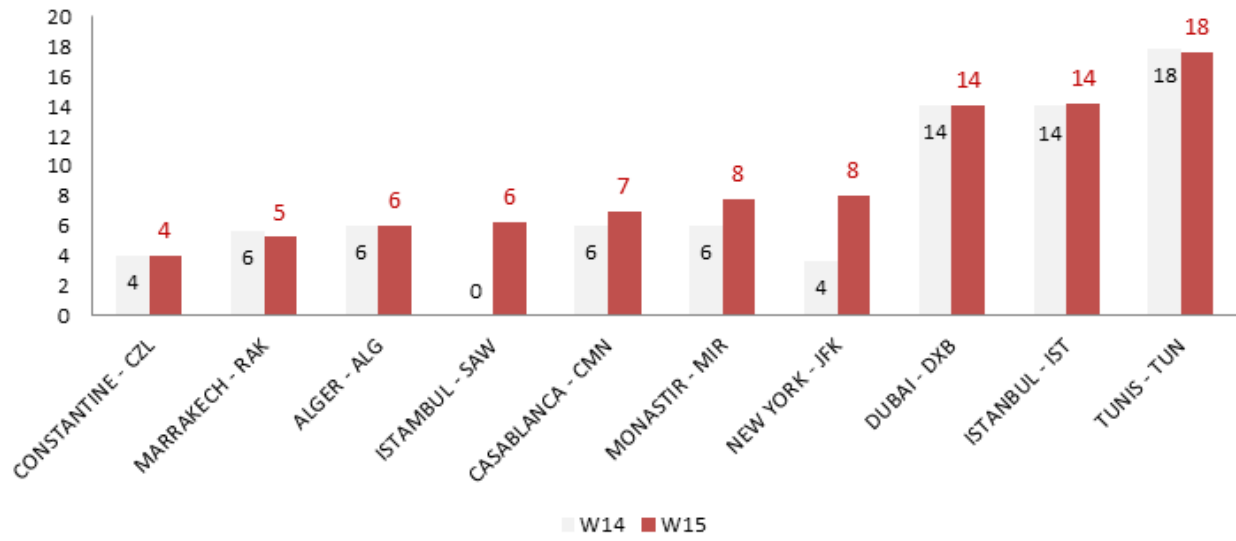
NCEW15: Passenger Aircraft Size Distribution



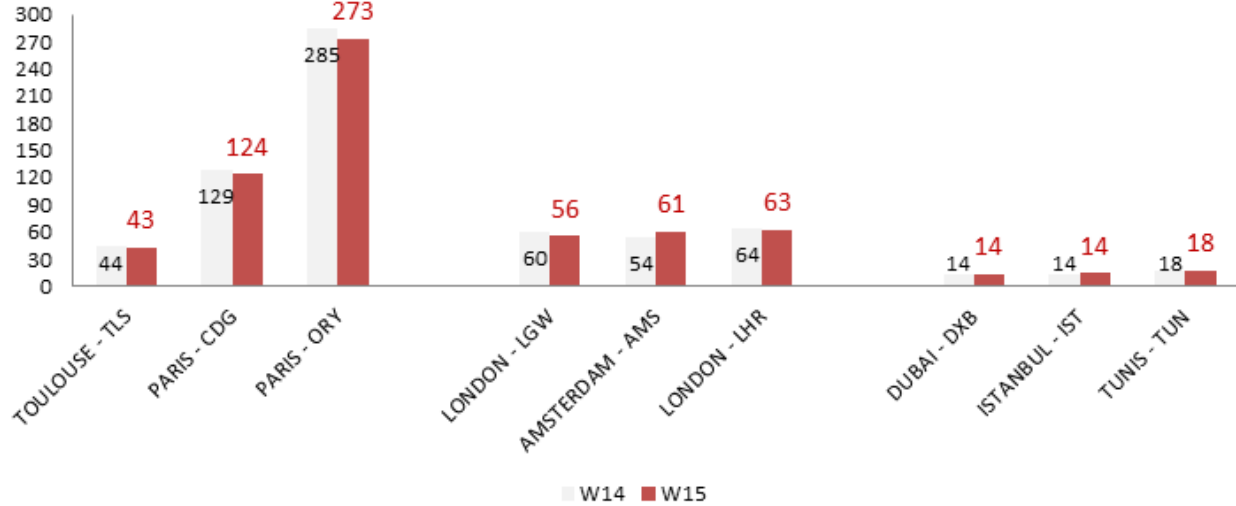
## Allocated slots by destination (NCEW15 vs NCEW14)



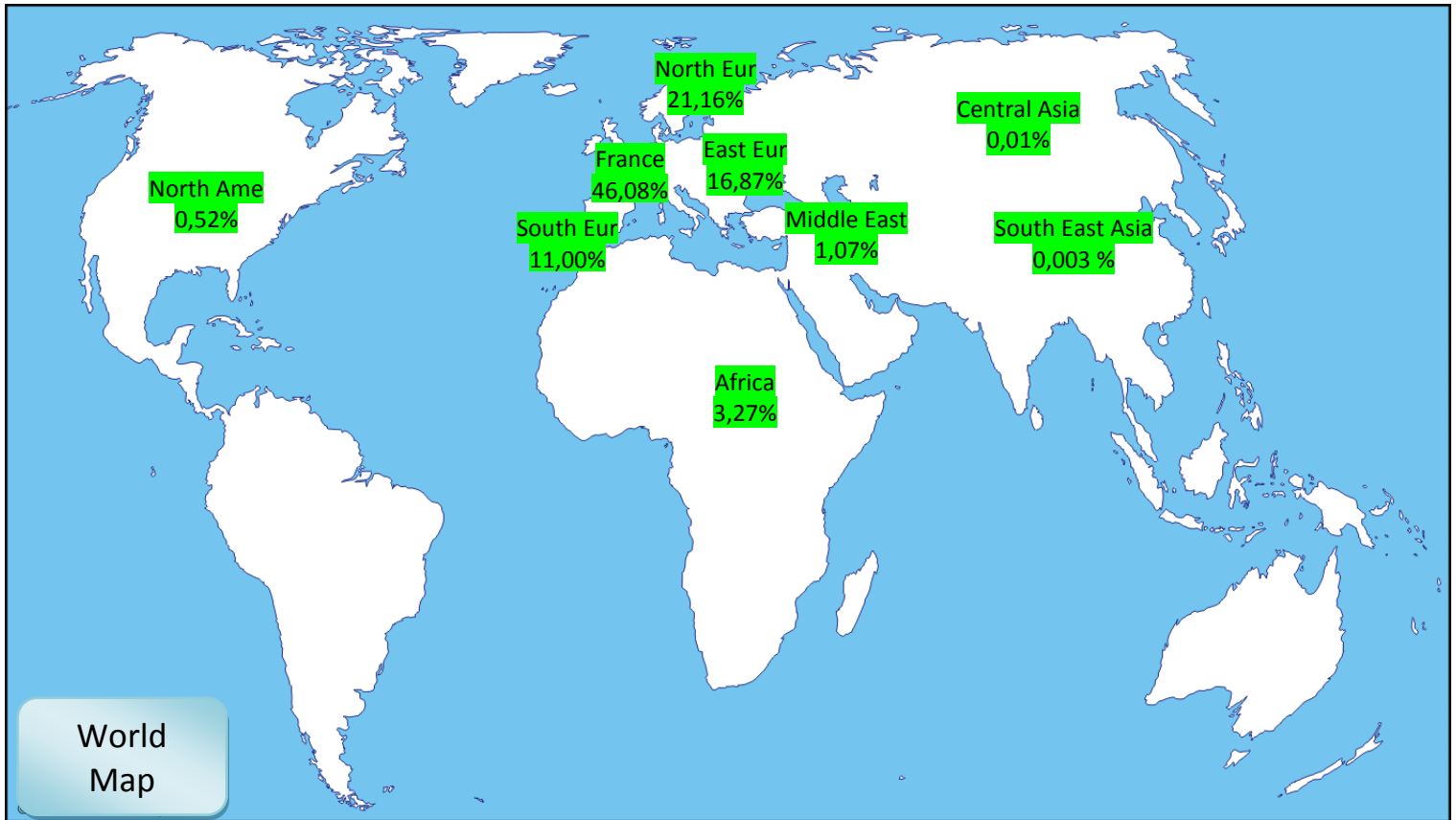
### Top10 International Route - Allocated Slots by Destination (Average per Week)



### Comparison of first 3 destinations for each group Allocated Slots by Destination (Average per Week)



## Geographical distribution of allocated slots



## Slots distribution by service type

Group Services for All Destinations	W15	W14
Regular Services	96,71%	96,90%
GA/BA Services	1,72%	1,75%
Technical Services	1,35%	1,09%
Freight Services	0,13%	0,17%
Charter Services	0,09%	0,07%
Special Services		0,011%



## NCE – W15 - Airport Coordination Parameters

- **Runway scheduling limits :**

NCE RUNWAY CAPACITY W15							
		Arrivals	Arrivals	Departures	Departures	Total	Total
	Local time	/10min.	/60min with a 10 min step	/10min.	/60min with a 10 min step	/10min.	/60min with a 10 min step
	07:00 -22:59	6	30	7	30	9	50
<b>Runway works</b>	<b>07:00 -22:59</b>	<b>4</b>	<b>20</b>	<b>5</b>	<b>24</b>	<b>7</b>	<b>40</b>
	23:00 - 06:59	5	12	5	-	6	22

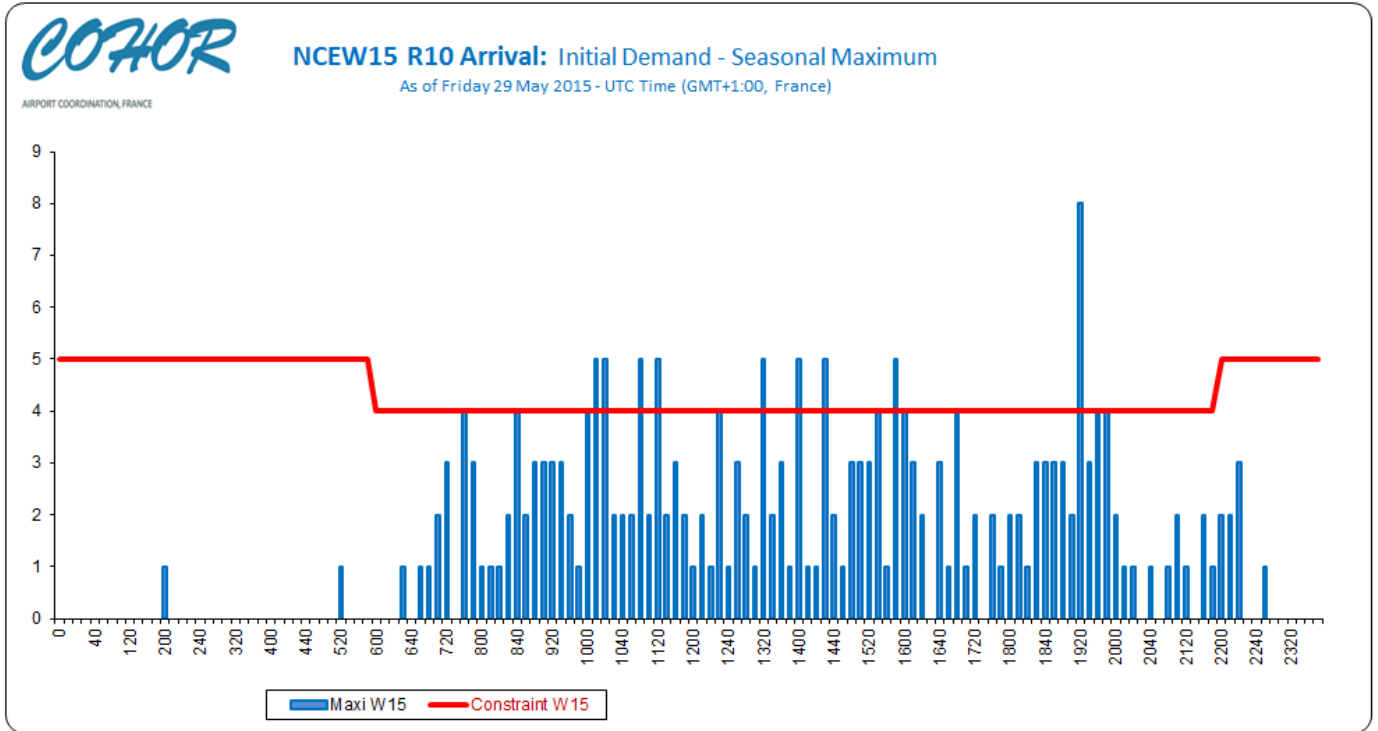
Runway works: from October, 26<sup>th</sup> 2015 to December, 18<sup>th</sup> 2015 and from February, 1<sup>st</sup> 2016 to March, 26<sup>th</sup> 2016.

**Terminal constraints:** None

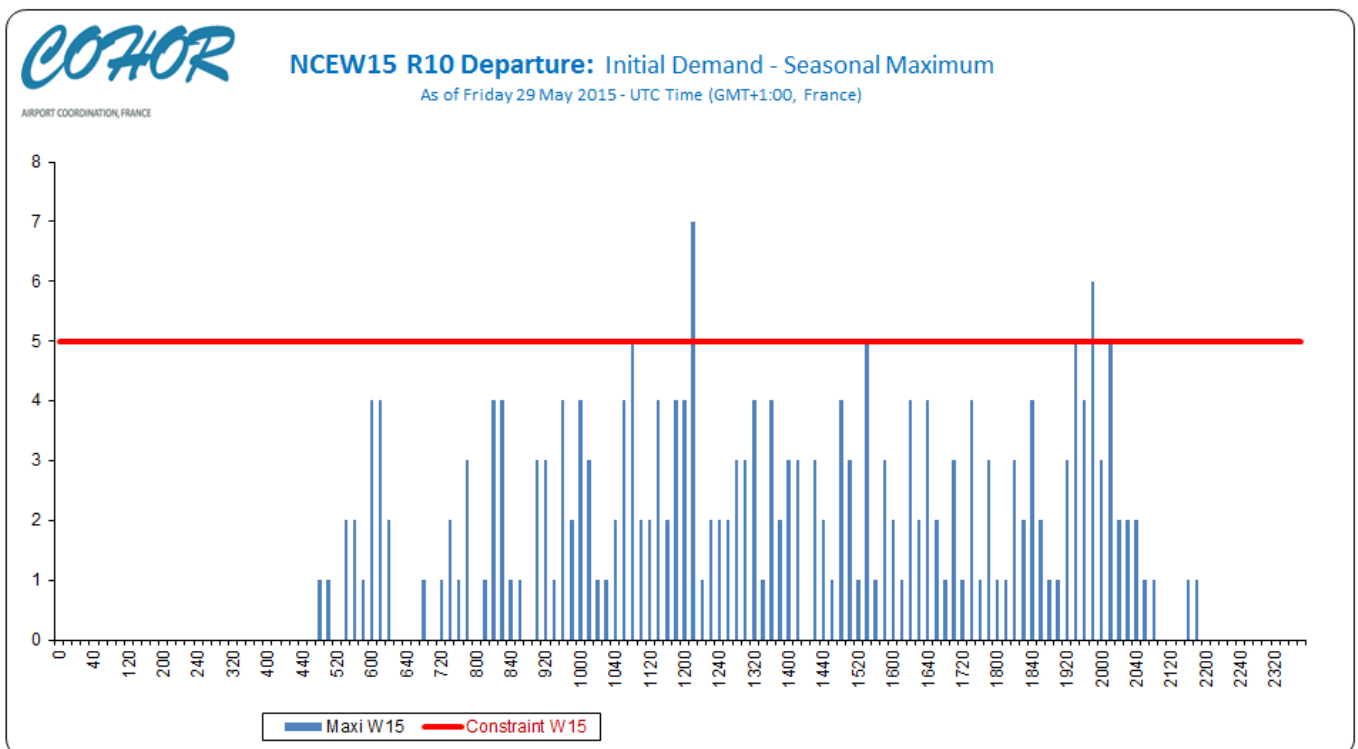
**Parking constraints:** Turnarounds over 4 hours are submitted to stand allocation.

## Initial demand

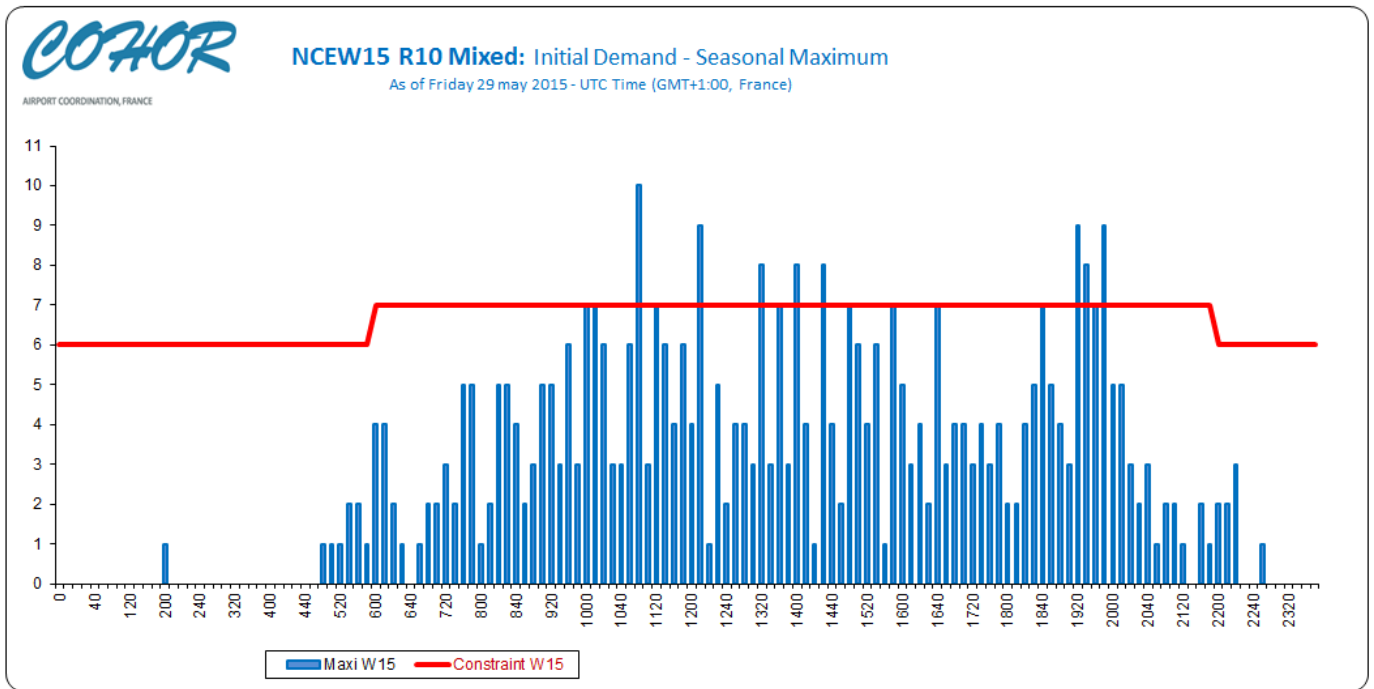
### NCEW15 R10 Arrival



### NCEW15 R10 Departure

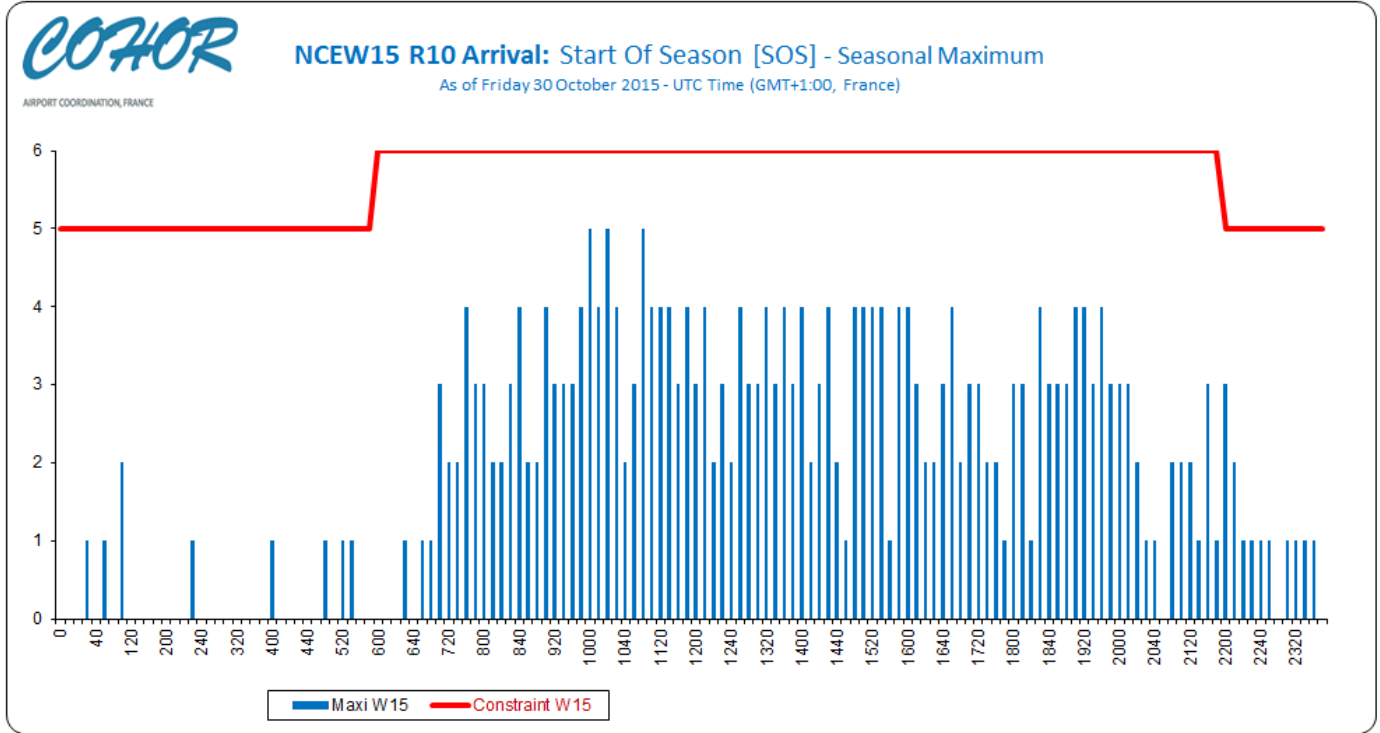


## NCEW15 R10 Mixed

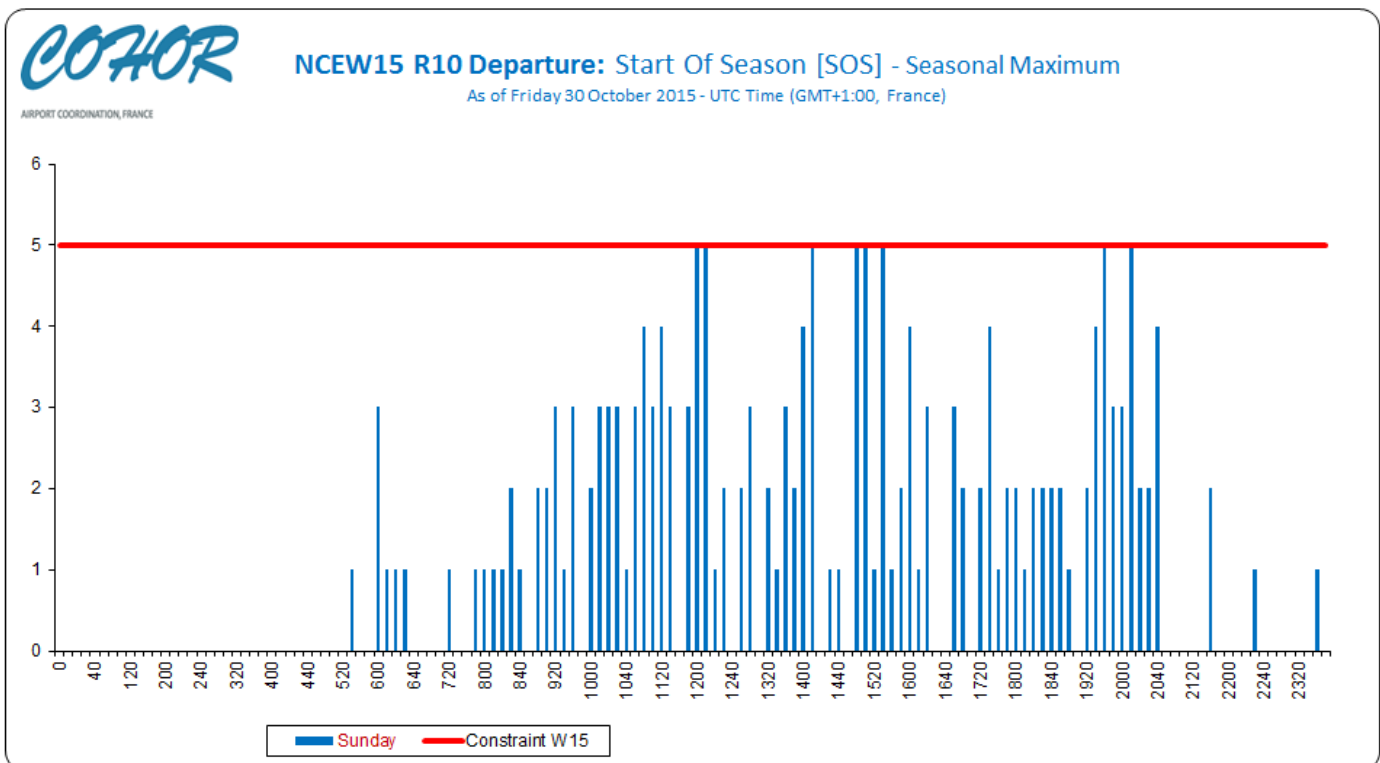


## SOS Allocated slots

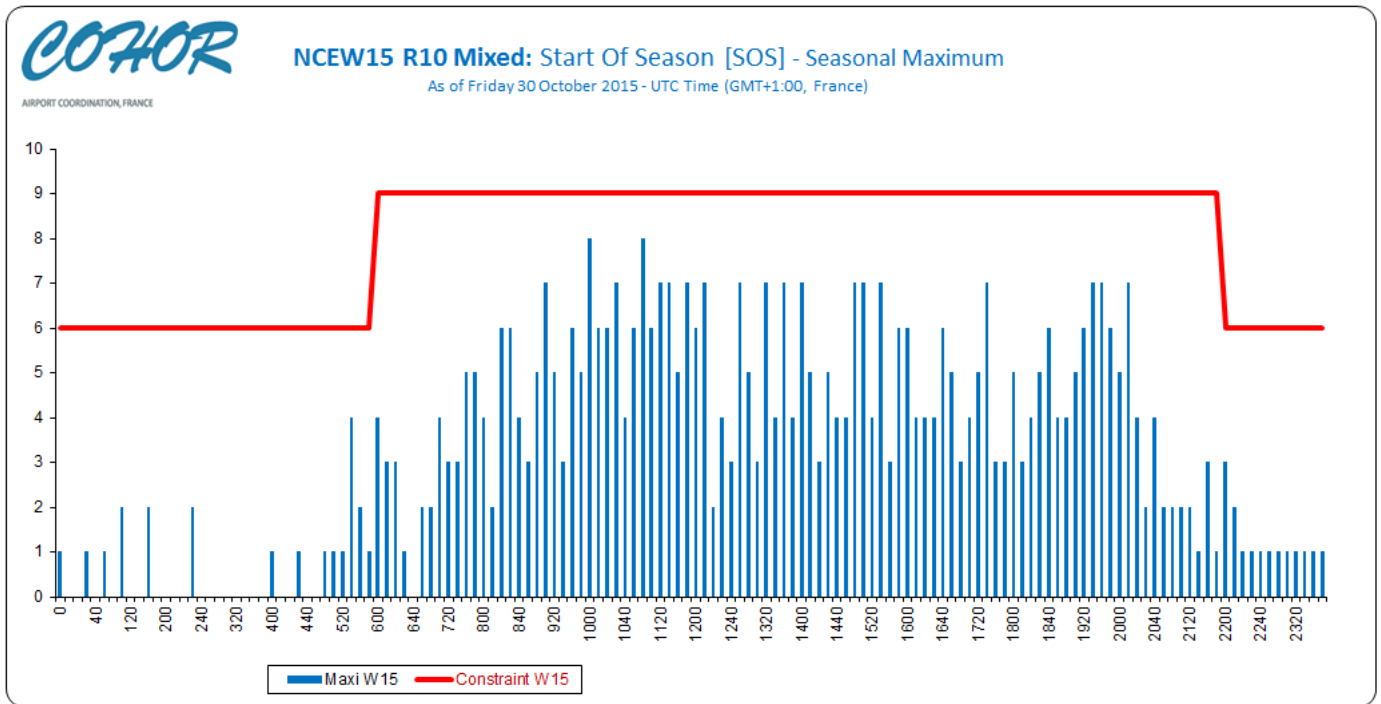
### NCEW15 R10 Arrival



### NCEW15 R10 Departure



## NCEW15 R10 Mixed



## Slots allocation by operator

Airline	Total Slot
ADRIA AIRWAYS	2
AER LINGUS	160
AEROFLOT RUSSIAN AIRLINES	396
AIR ALGERIE	220
AIR CORSICA	2 480
AIR EUROPA	2
AIR FRANCE	6 046
AIR NOSTRUM	528
ALITALIA	616
ASL AIRLINES FRANCE	220
AUSTRIAN AIRLINES	274
BELAVIA BELARUSSIAN AIRLINES	44
BLUE AIR-AIRLINE	88
BRITISH AIRWAYS	1 852
CITY FLYER EXPRESS	80
CODE ASSISTANT AVIAPARTNER	144
CODE ASSISTANT SWISSPORT	67
CSA CZECH AIRLINES	90
DELTA AIR LINES	176
EASYJET AIRLINE	6 636
EASYJET SWITZERLAND	950
EL AL	44
EMIRATES	308
ENTER AIR	6
EUROPEAN AIR TRANSPORT	214
EUROWINGS	14
FEDEX EXPRESS	174
FINNAIR	2
GERMANIA FLUGGESELLSCHAFT	2
GERMANWINGS	228
HOP	3 260
IBERIA EXPRESS	176
JET TIME	2
JETAIRFLY	4
JET2.COM	16
KLM	856
LUFTHANSA	1 769
LUXAIR	310
MAP HANDLING EXECUTIVE	201

Airline	Total Slot
MONARCH AIRLINES	16
NETJETS TRANSPORTES AEREOS S.A.	58
NIKI	168
Norwegian Air International Ltd	50
NORWEGIAN	482
PEGASUS AIRLINES	132
ROSSIYA AIRLINES	88
ROYAL AIR MAROC	152
RYANAIR LTD	146
SCANDINAVIAN AIRLINES	384
SKYTAXI	34
SN BRUSSELS AIRLINES	636
SWISS INTERNATIONAL AIRLINES	1 173
TAP PORTUGAL	503
TAROM	88
THY TURKISH AIRLINES	312
TRANSAVIA AIRLINES	428
TRANSAVIA FRANCE	2
TUNISAIR	648
VLM AIRLINES	4
VOLGA DNEPR AIRLINES	2
VOLOTEA SL	136
VUELING AIRLINES	506
XL AIRWAYS FRANCE	4