

# Lyon St Exupéry Airport LYS/LFLL

## Winter 2015 - Start Of Season Report

Report data extraction date: Monday 2 November 2015

Last modification made on:

### Table of contents

Evolution of allocated slots at the Start Of Season (SOS).....	2
Total slots by operator – TOP15.....	2
Slots distribution per alliance.....	4
Size of aircraft.....	5
Allocated slots by destination.....	6
Geographical distribution of allocated slots.....	8
Slots distribution by service type.....	8
LYS – W15 - Airport Coordination Parameters.....	9
Initial demand.....	10
SOS Allocated slots.....	12
Slots allocation by operator.....	14

*The contents of this report may not be reproduced without the written consent of COHOR.*

## Evolution of allocated slots at the Start Of Season (SOS)

Winter 2015 (22 weeks): 42 441 Allocated Slots

Winter 2014 (22 weeks): 41 900 Allocated Slots

Allocated slots at SOS increased by  1,29% from W14 to W15 (on average per week).

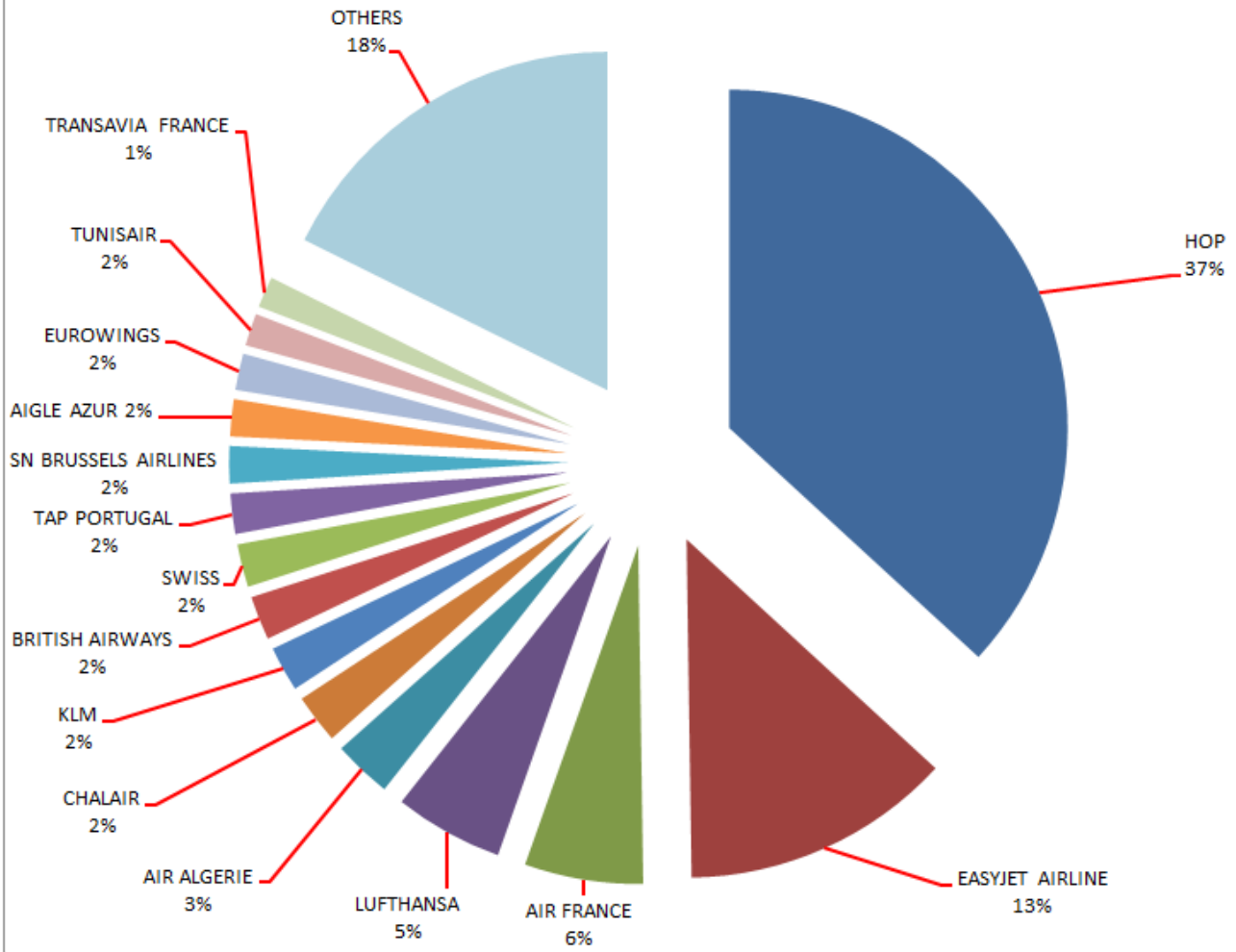
Slots Allocated OK W15: 99,79%

## Total slots by operator – TOP15

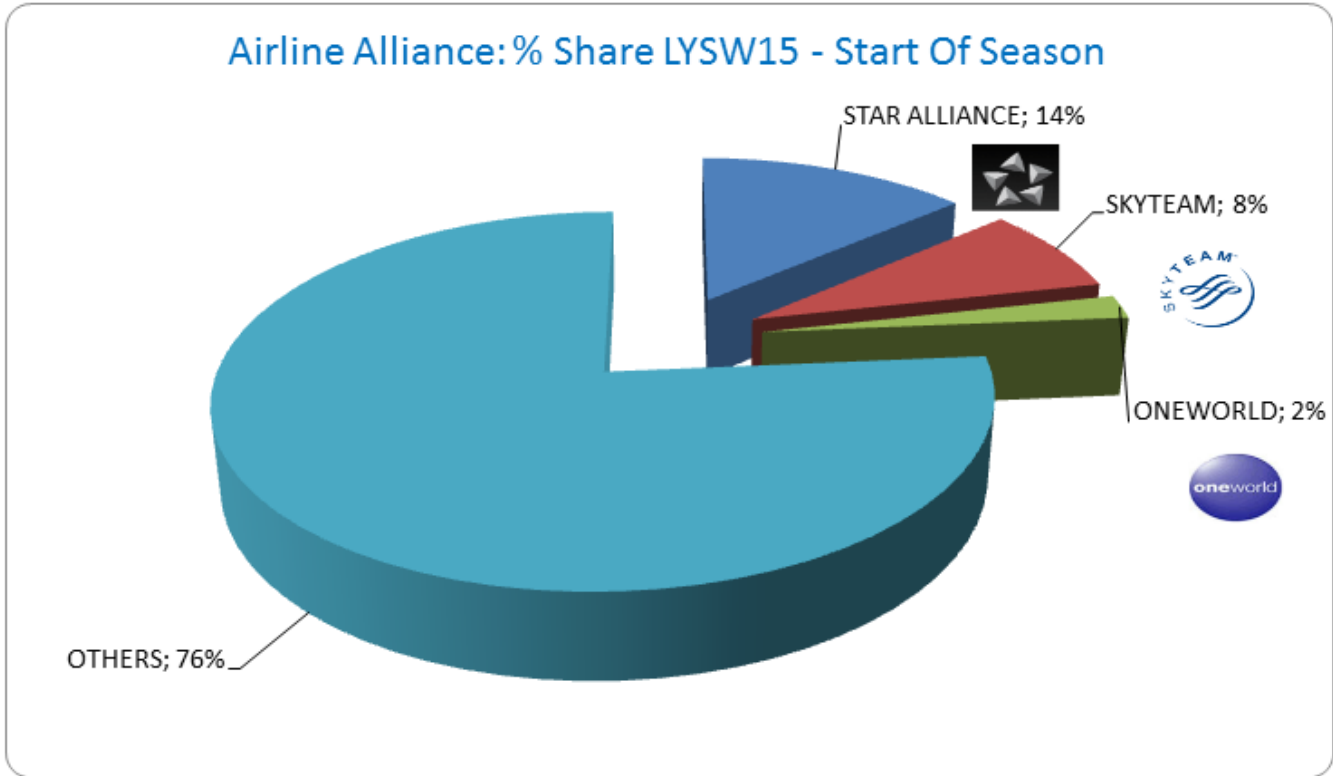
ICAO Code	Airline	W14	%SHARE W14	W15	%SHARE W15	%CHANGE (on average per week)
HOP	HOP	14 315	34,16%	15 630	36,83%	9,19%
EZY	EASYJET AIRLINE	5 186	12,38%	5 490	12,94%	5,86%
AFR	AIR FRANCE	4 564	10,89%	2 404	5,66%	-47,33%
DLH	LUFTHANSA	2 220	5,30%	2 210	5,21%	-0,45%
DAH	AIR ALGERIE	1 144	2,73%	1 188	2,80%	3,85%
CLG	CHALAIR	430	1,03%	997	2,35%	131,86%
KLM	KLM	924	2,21%	914	2,15%	-1,08%
BAW	BRITISH AIRWAYS	820	1,96%	890	2,10%	8,54%
SWR	SWISS INTERNATIONAL AIRLINES	868	2,07%	869	2,05%	0,12%
TAP	TAP PORTUGAL	824	1,97%	818	1,93%	-0,73%
BEL	SN BRUSSELS AIRLINES	762	1,82%	756	1,78%	-0,79%
AAF	AIGLE AZUR TRANSPORTS AERIENS	672	1,60%	750	1,77%	11,61%
EWG	EUROWINGS	0	0,00%	741	1,75%	
TAR	TUNISAIR	660	1,58%	654	1,54%	-0,91%
TVF	TRANSAVIA FRANCE	431	1,03%	629	1,48%	45,94%
	OTHERS	8 080	19,28%	7 501	17,67%	-7,17%
	GRAND TOTAL	41 900	100,00%	42 441	100,00%	1,29%
	Part of AF/KL Group*	20 234	48,29%	19 577	46,13%	-3,25%

\* AIRFRANCE - AIRLINAIR - BRITAIR - HOP - KLM - REGIONAL - TRANSAVIAFRANCE - TRANSAVIAHOLLANDE

## LYS W15 Start Of Season - Distribution by Airline



## Slots distribution per alliance



**ONEWORLD - Members Airlines (source : [fr.oneworld.com](http://fr.oneworld.com) 29Oct15)**

AIR BERLIN - AMERICAN AIRLINES - BRITISH AIRWAYS - CATHAY PACIFIC - FINNAIR - IBERIA - JAPAN AIRLINES - LAN - MALAYSIA AIRLINES - QANTAS - QATAR AIRWAYS - ROYAL JORDANIAN - S7 AIRLINES - Sri Lankan Airlines - TAM

**SKYTEAM - Members Airlines (source : [www.skyteam.com](http://www.skyteam.com) 29Oct15)**

AEROFLOT - AEROLINEAS ARGENTINAS - AEROMEXICO - AIREUROPA - AIRFRANCE - ALITALIA - CHINA AIRLINES - CHINA EASTERN - CHINA SOUTHERN - CZECH AIRLINES - DELTA - GARUDA INDONESIA - KENYA AIRWAYS - KLM - KOREAN AIR - MEA - SAUDIA - TAROM - VIETNAM AIRLINES - XIAMENAIR

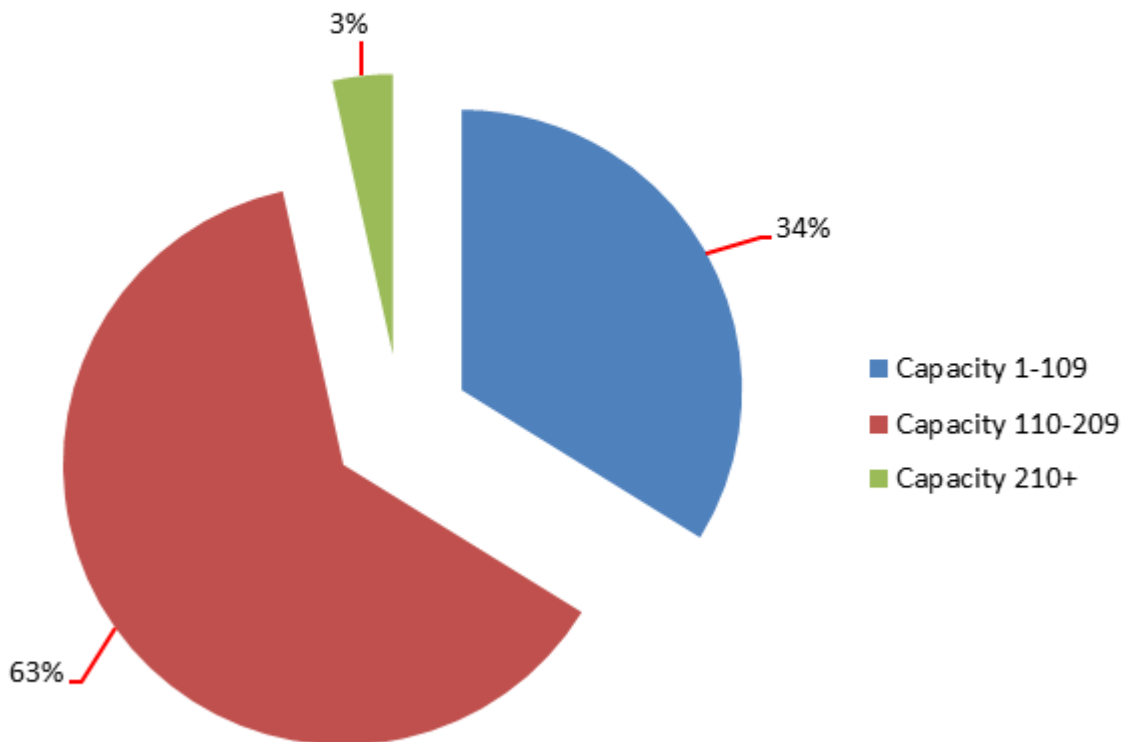
**STAR ALLIANCE - Members Airlines (source : [www.staralliance.com](http://www.staralliance.com) 29Oct15)**

ADRIA - AEGEAN - AIR CANADA - AIR CHINA - AIR INDIA - AIR NEW ZEALAND - ANA - ASIANA AIRLINES - AUSTRIAN - AVIANCA TACA - BRUSSELS AIRLINES - COPAAIRLINES - CROATIA AIRLINES - EGYPTAIR - ETHIOPIAN - EVA AIR - LOT POLISH AIRLINES - LUFTHANSA - SCANDINAVIAN AIRLINES - SHENZHEN AIRLINES - SINGAPORE AIRLINES - SOUTH AFRICAN AIRWAYS - SWISS - TAP PORTUGAL - THAI - TURKISH AIRLINES - UNITED

## Size of aircraft

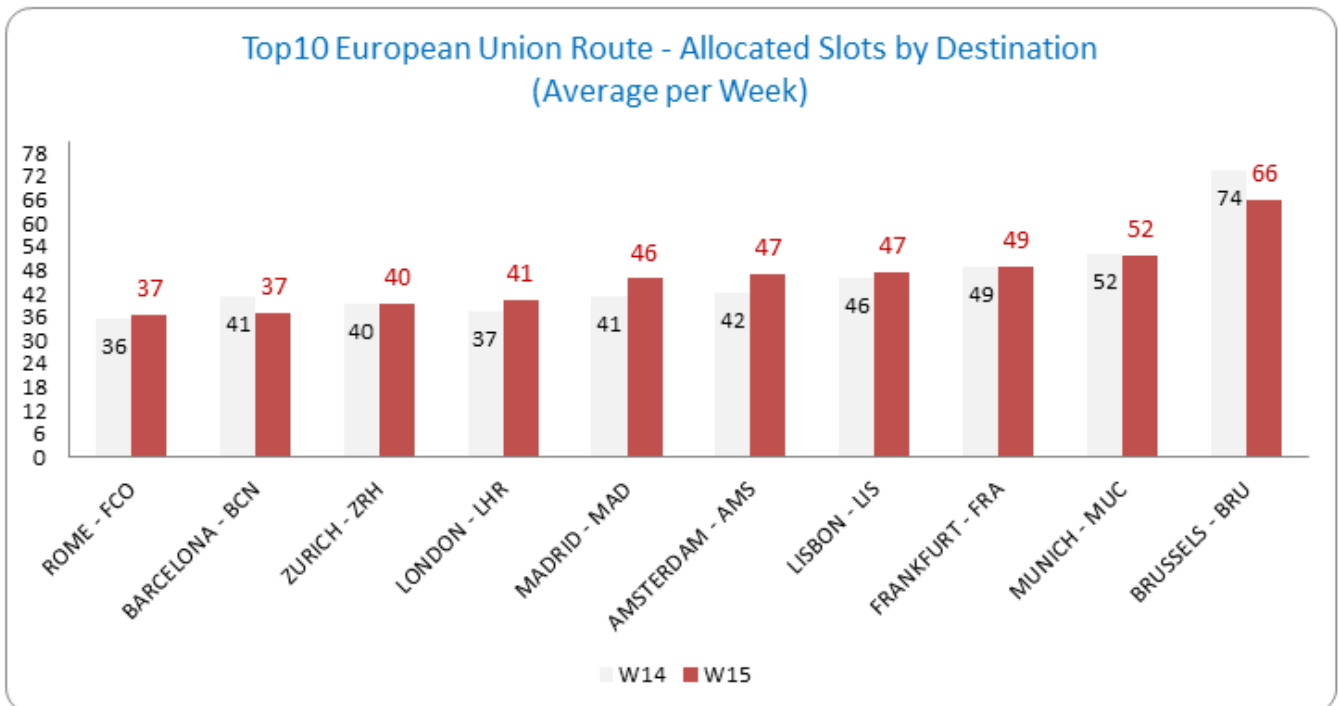
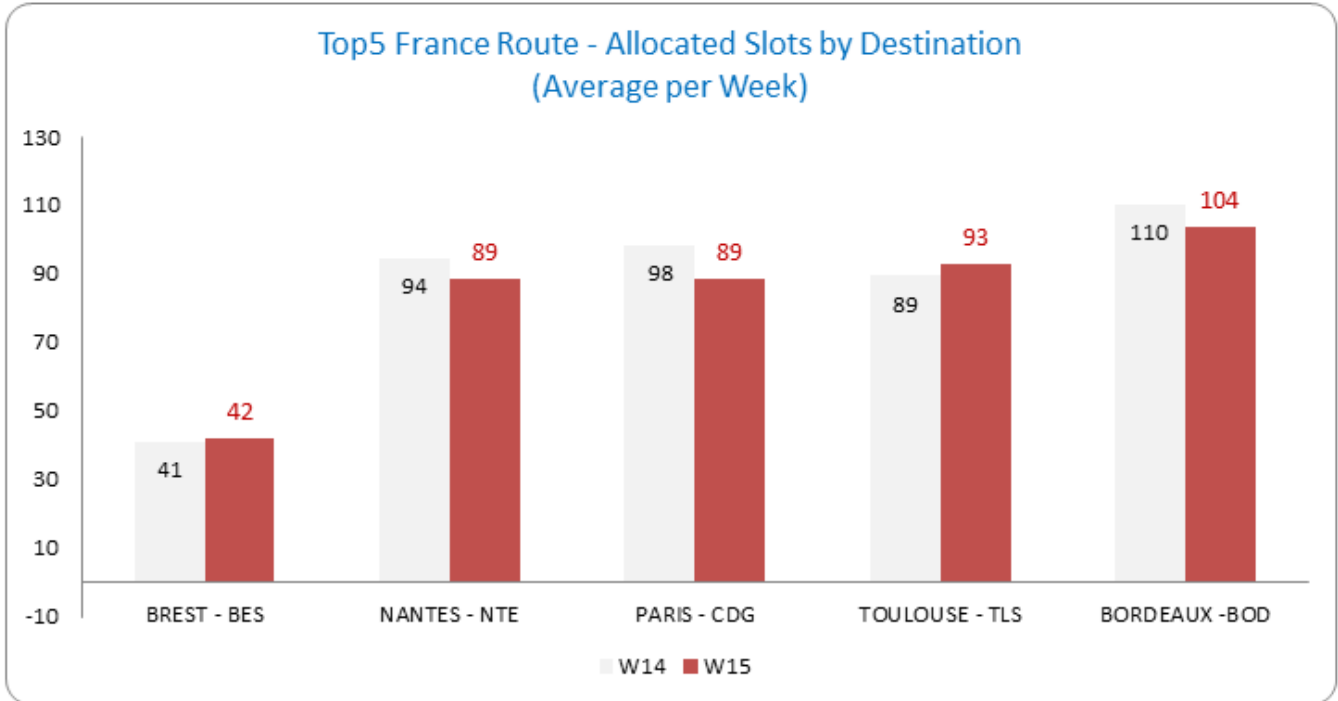
	W14	W15	Evolution
Average Size of Aircraft (Seats)	111	113	1%
Total Passenger Seat Offer	4 458 960	4 585 584	3%

### LYSW15: Passenger Aircraft Size Distribution

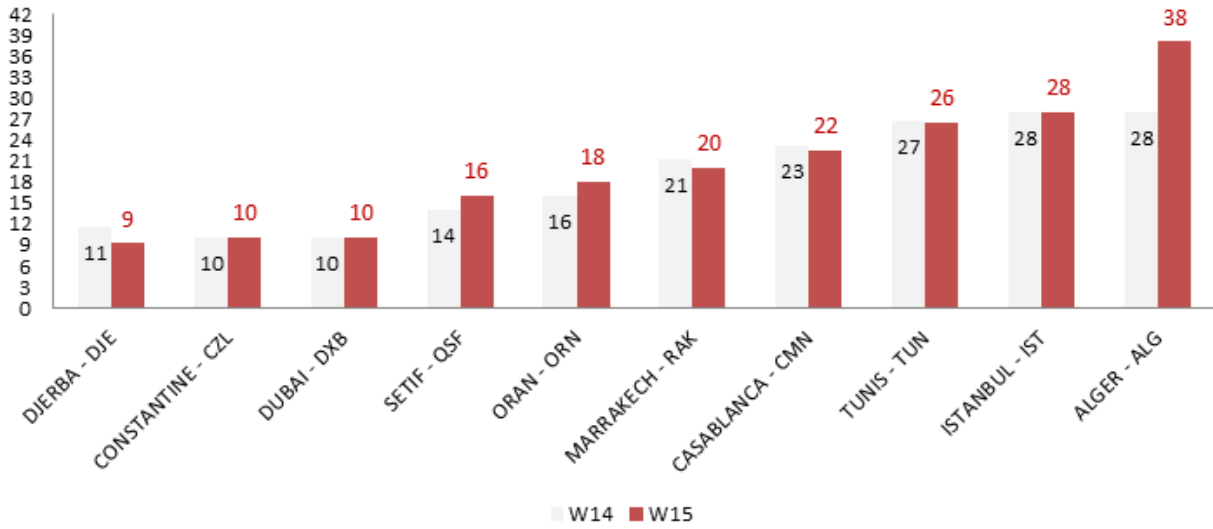


### Allocated slots by destination

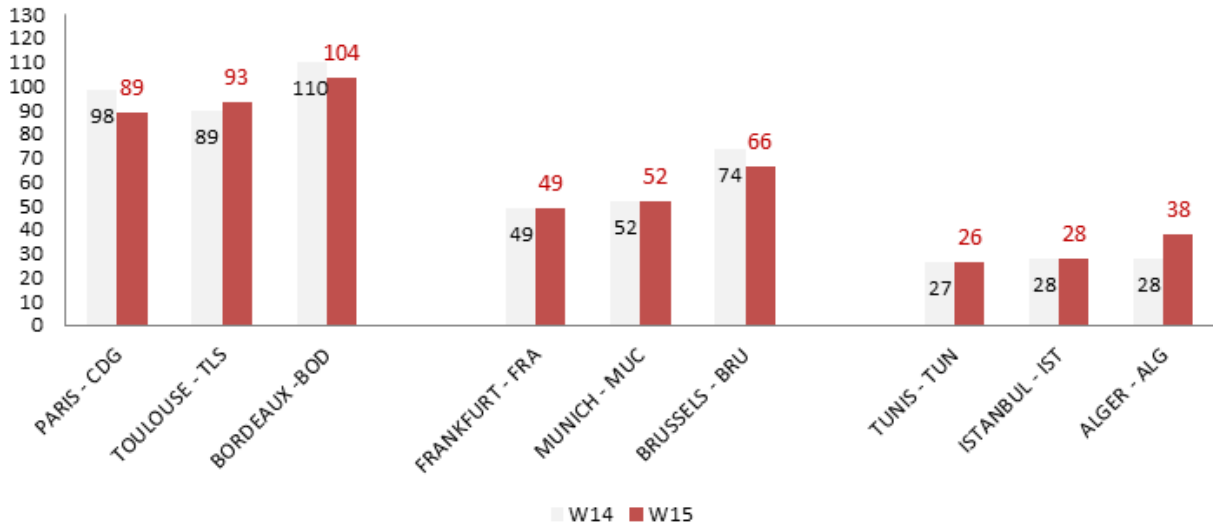
(LYSW15 vs LYSW14)



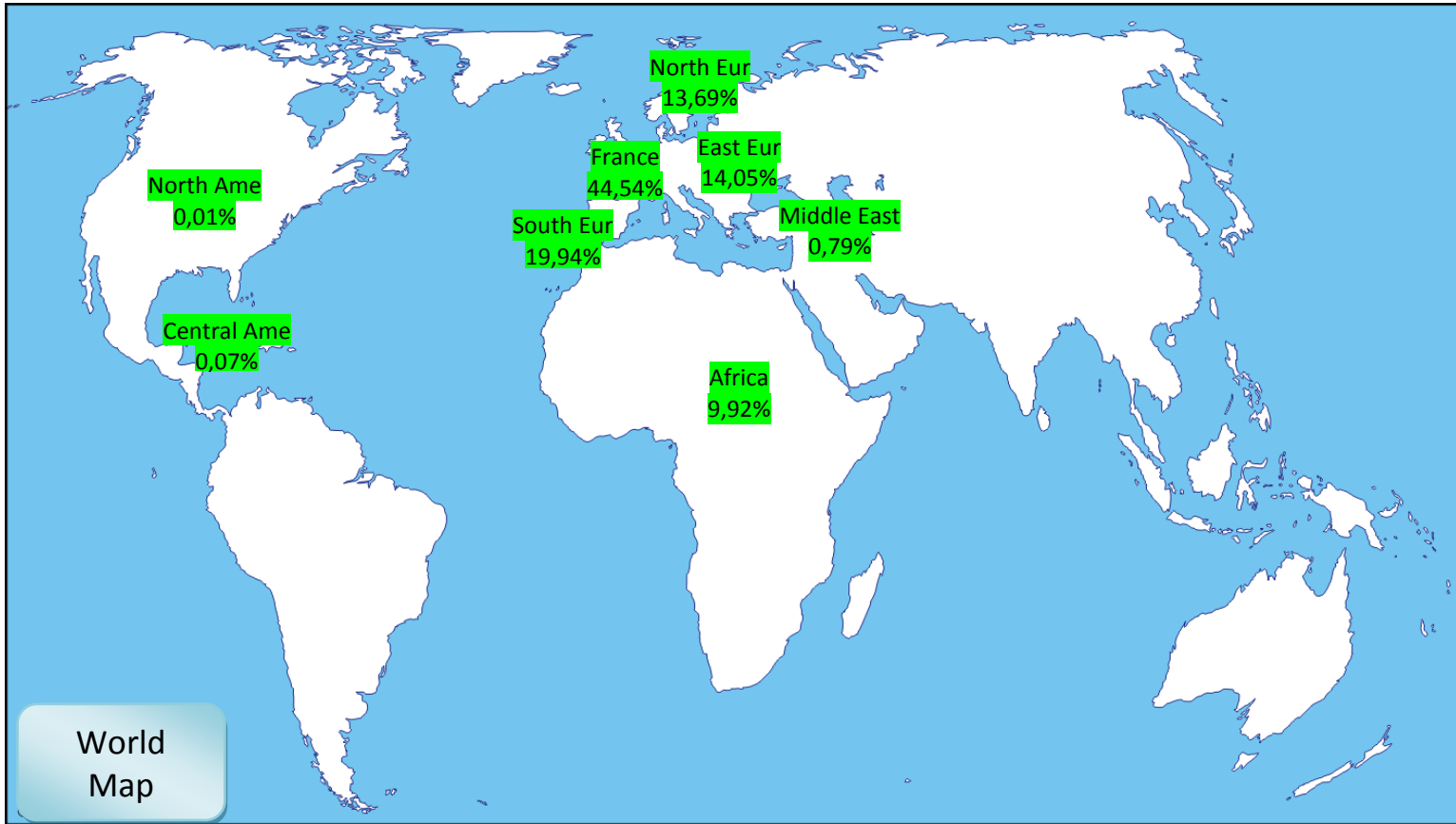
Top10 International Route - Allocated Slots by Destination  
(Average per Week)



Top10 International Route - Allocated Slots by Destination  
(Average per Week)



## Geographical distribution of allocated slots



## Slots distribution by service type

Group Services for All Destinations	W15	W14
Regular Services	94,75%	93,87%
GA/BA Services	3,86%	4,08%
Freight Services	0,93%	1,73%
Charter Services	0,39%	0,27%
Technical Services	0,07%	0,05%
Special Services	0,002%	



## LYS – W15 - Airport Coordination Parameters

- **Runway scheduling limits :**

From summer S14, following the increase of capacity allowed by runway works on Lyon airport, the order of October 4th, 2013 modifies the runway constraints as follows:

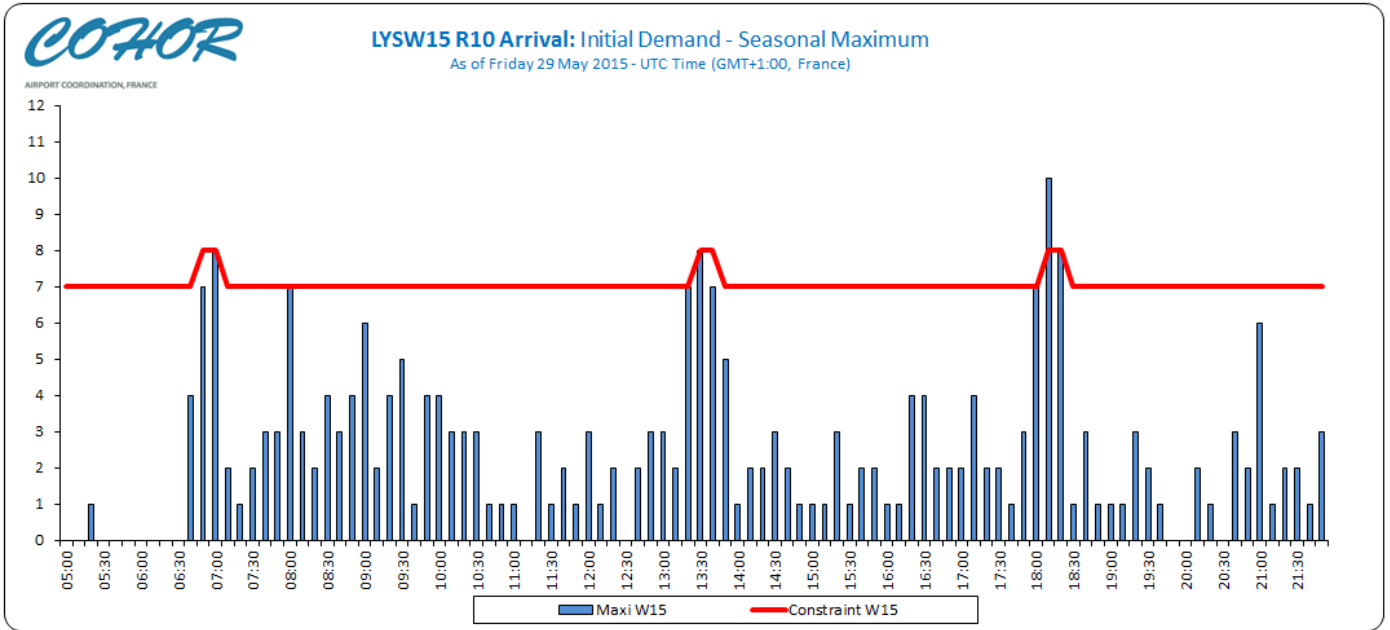
LYS RUNWAY CAPACITY W15								
Local time	Arrivals /60 min	Arrivals /40 min	Arrivals /10 min	Departures /60 min	Departures /40 min	Departures /10 min	Total /60 min	Total /10 min
06:00-06:59	38/rolling hour by 10 min steps	27	7	38/rolling hour by 10 min steps	27	7	53	9
07:00-09:59			7*			7*		
10:00-13:59			7			7		
14:00-15:59			7*			7*		
16:00-17:59			7			7		
18:00-20:59			7*			7*		
21:00-22:59			7			7		

- 7\* means that during a rolling time period, maximum 8 movements can be accepted during two periods of 10 minutes, 7 movements during the subsequent four periods of 10 minutes, in compliance with the corresponding runway constraints.

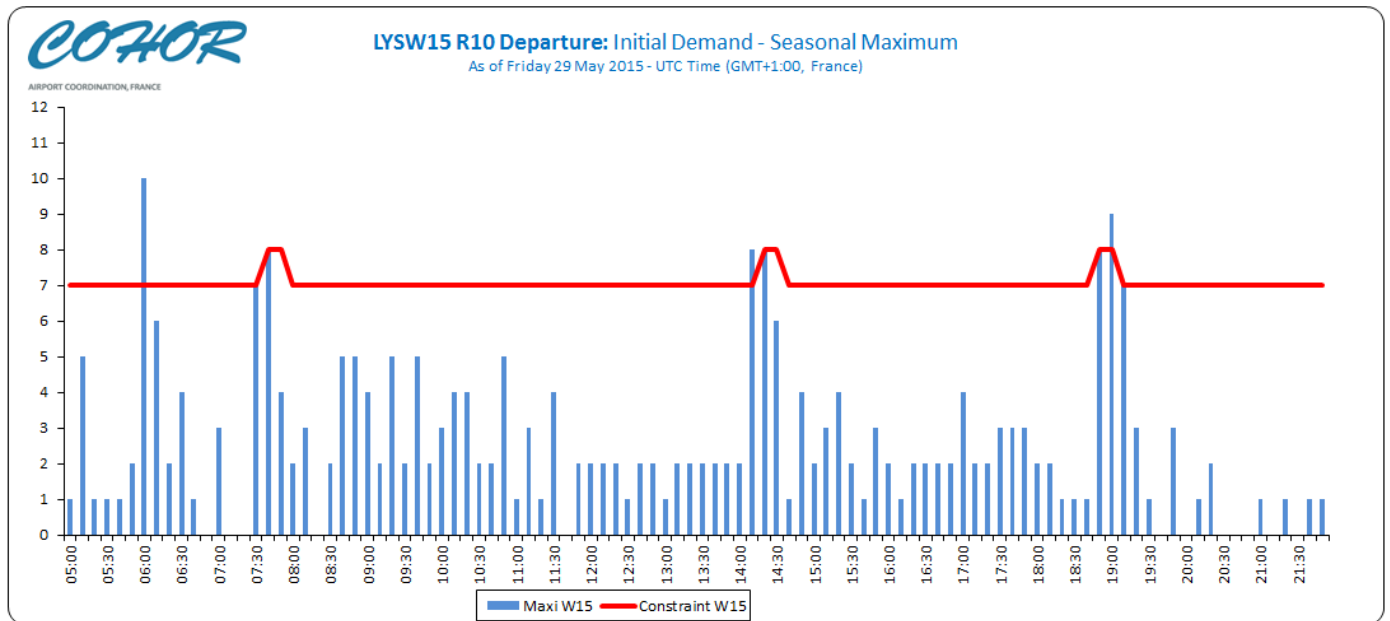
**Terminal constraints :** None

## Initial demand

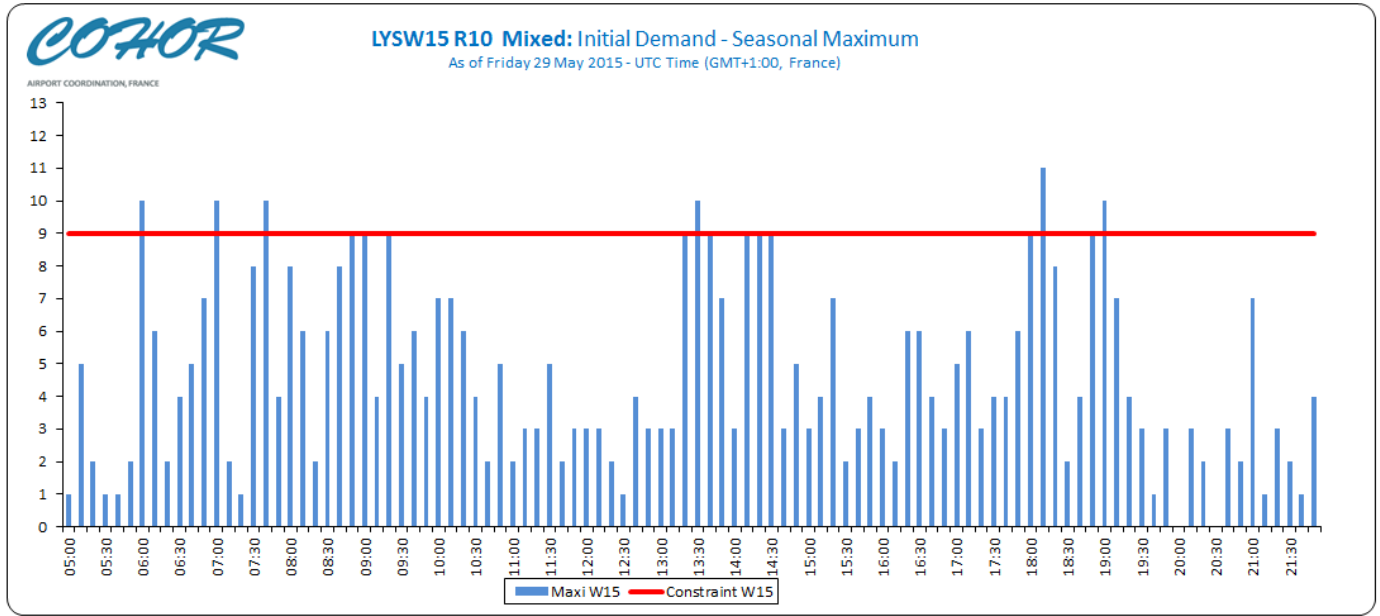
### LYSW15 R10 Arrival



### LYSW15 R10 Departure

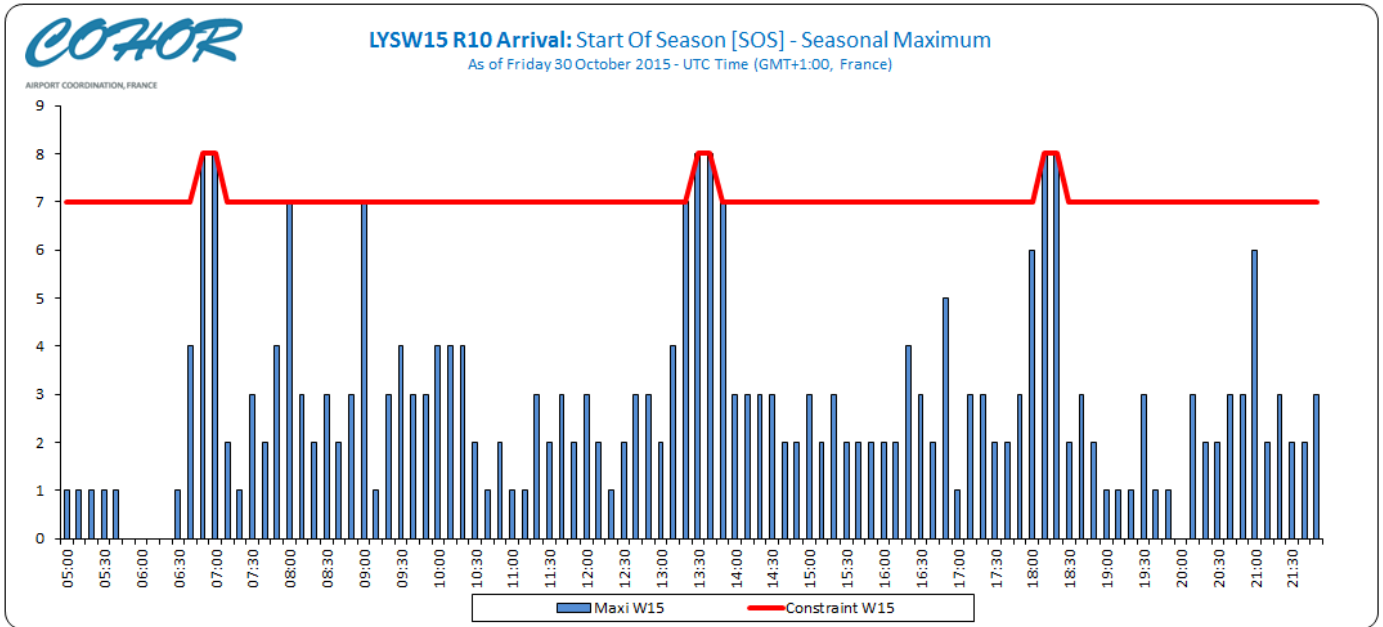


## LYSW15 R10 Mixed

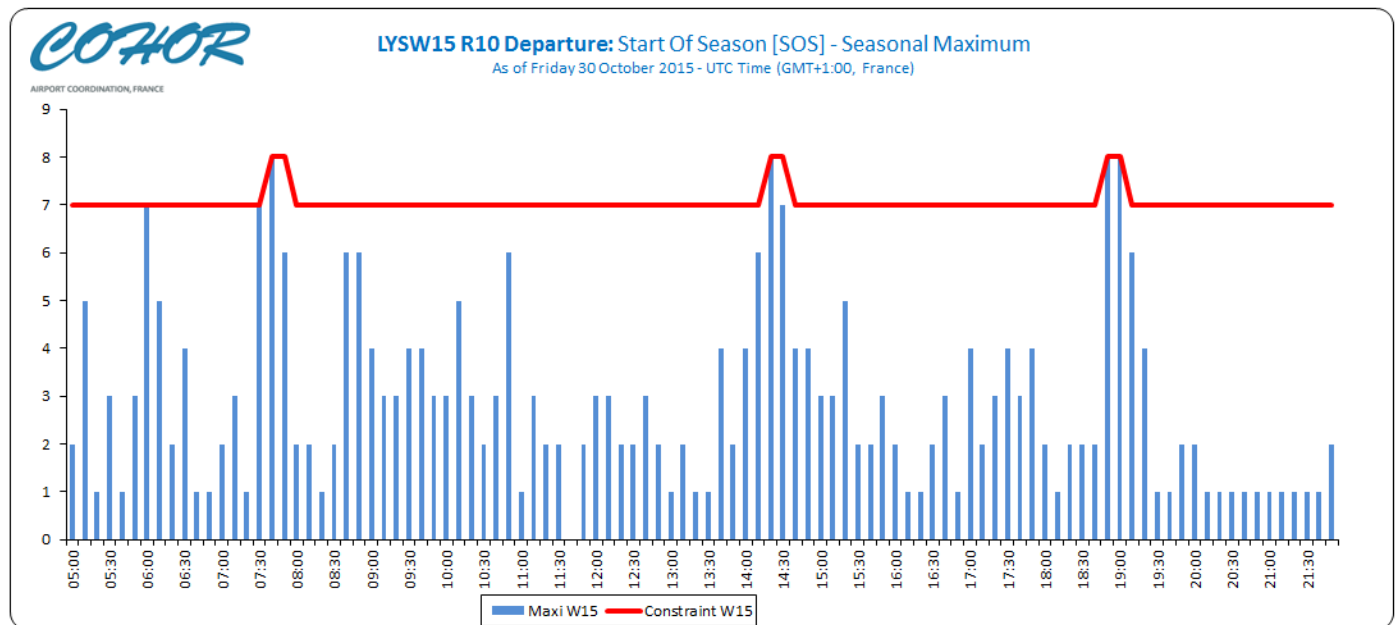


## SOS Allocated slots

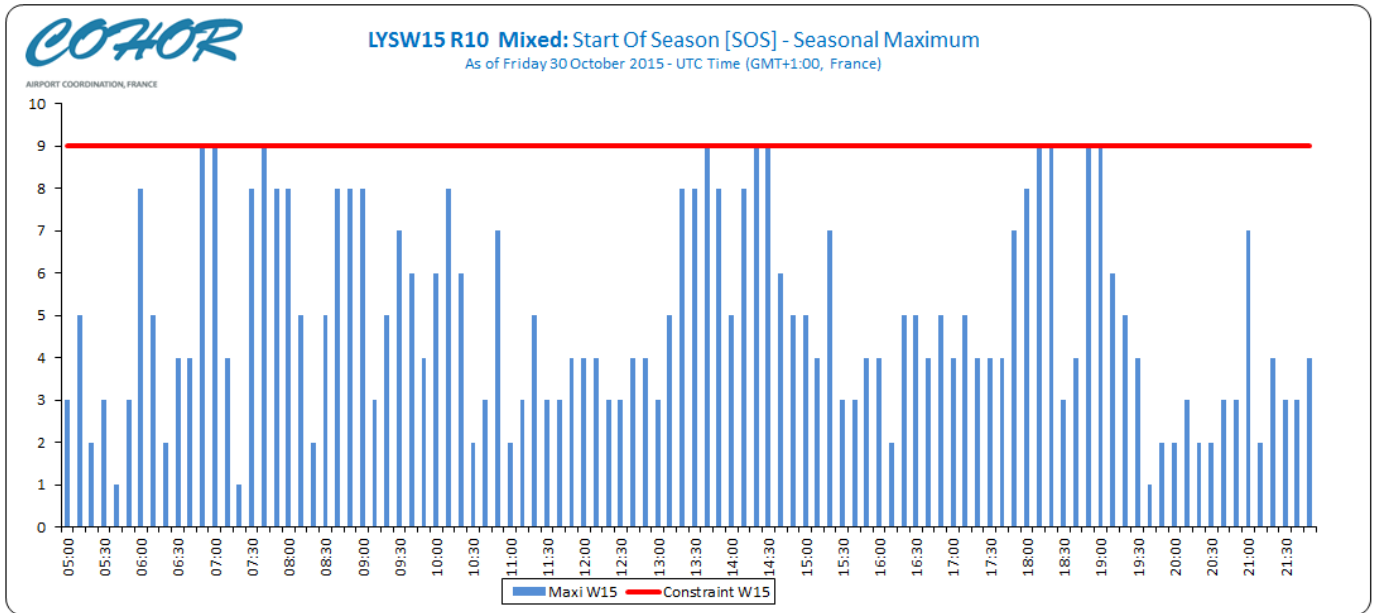
### LYSW15 R10 Arrival



### LYSW15 R10 Departure



## LYSW15 R10 Mixed



## Slots allocation by operator

Airline	Total Slot
AEGEAN AIRLINES	62
AER LINGUS	318
AERONOVA	2
AIGLE AZUR TRANSPORTS AERIENS	750
AIR ALGERIE	1 188
AIR ARABIA MAROC	132
AIR CORSICA	172
AIR EUROPA	10
AIR FRANCE	2 404
AIR MEDITERRANEE	108
AIR NOSTRUM	573
AIR TRANSAT	2
ALBA STAR	4
ANTONOV AIRLINES	1
ARKIA ISRAELI AIRLINES	2
ASL AIRLINES FRANCE	267
AUSTRIAN AIRLINES	481
BRITISH AIRWAYS	890
CARPATAIR	4
CHALAIR	997
CITYJET	2
CODE ASSISTANT AVIAPARTNER	13
EASTERN AIRWAYS LIMITED	521
EASYJET AIRLINE	5 490
EL AL	2
EMIRATES	264
ENTER AIR	7
EUROPEAN AIR TRANSPORT	390
EUROWINGS	741
FEDEX EXPRESS	344
FLYBE	310
FLYLAL	12
GERMANIA FLUGGESELLSCHAFT	70
GO2SKY, S.R.O.	4
HERMES AIRLINES	2
HOP	15 630
IBERIA EXPRESS	176
JETAIRFLY	132
JET2.COM	30
KLM	914
LAEH HANDLING	4
LUFTHANSA	2 210
MONARCH AIRLINES	58

Airline	Total Slot
NEOS	8
NOUVELAIR TUNISIE	92
ONUR AIR	12
PEGASUS AIRLINES	132
PICHARD EXE HANDLING	11
PRIMERA AIR NORDIC	10
ROSSIYA AIRLINES	4
ROYAL AIR MAROC	464
SN BRUSSELS AIRLINES	756
STAR AIR	435
SUNEXPRESS	12
SWISS INTERNATIONAL AIRLINES	869
TAP PORTUGAL	818
TASSILI AIRLINES	88
THY TURKISH AIRLINES	618
TNT AIRWAYS	220
TRANSAVIA AIRLINES	2
TRANSAVIA FRANCE	629
TRAVEL SERVICE AIRLINES	38
TUNISAIR	654
TWIN-JET	366
VUELING AIRLINES	442
XL AIRWAYS FRANCE	68