

Paris - Charles de Gaulle Airport CDG/LFPG

Winter 2015 - Start Of Season Report

Report data extraction date: Monday 2 November 2015

Last modification made on:

Table of contents

EVOLUTION OF ALLOCATED SLOTS AT THE START OF SEASON (SOS)	2
TOTAL SLOTS BY OPERATOR – TOP15	2
SIZE OF AIRCRAFT	5
GEOGRAPHICAL DISTRIBUTION OF ALLOCATED SLOTS.....	8
SLOTS DISTRIBUTION BY SERVICE TYPE	8
CDG – W15 - AIRPORT COORDINATION PARAMETERS.....	9
INITIAL DEMAND	10
SOS ALLOCATED SLOTS	12
SLOTS ALLOCATION BY OPERATOR	14

The contents of this report may not be reproduced without the written consent of COHOR.

Evolution of allocated slots at the Start Of Season (SOS)

Winter 2015 (22 weeks): 187 886 Allocated Slots

Winter 2014 (22 weeks): 188 945 Allocated Slots

Allocated slots at SOS decreased by ▼ 0,56% from W14 to W15 (on average per week).

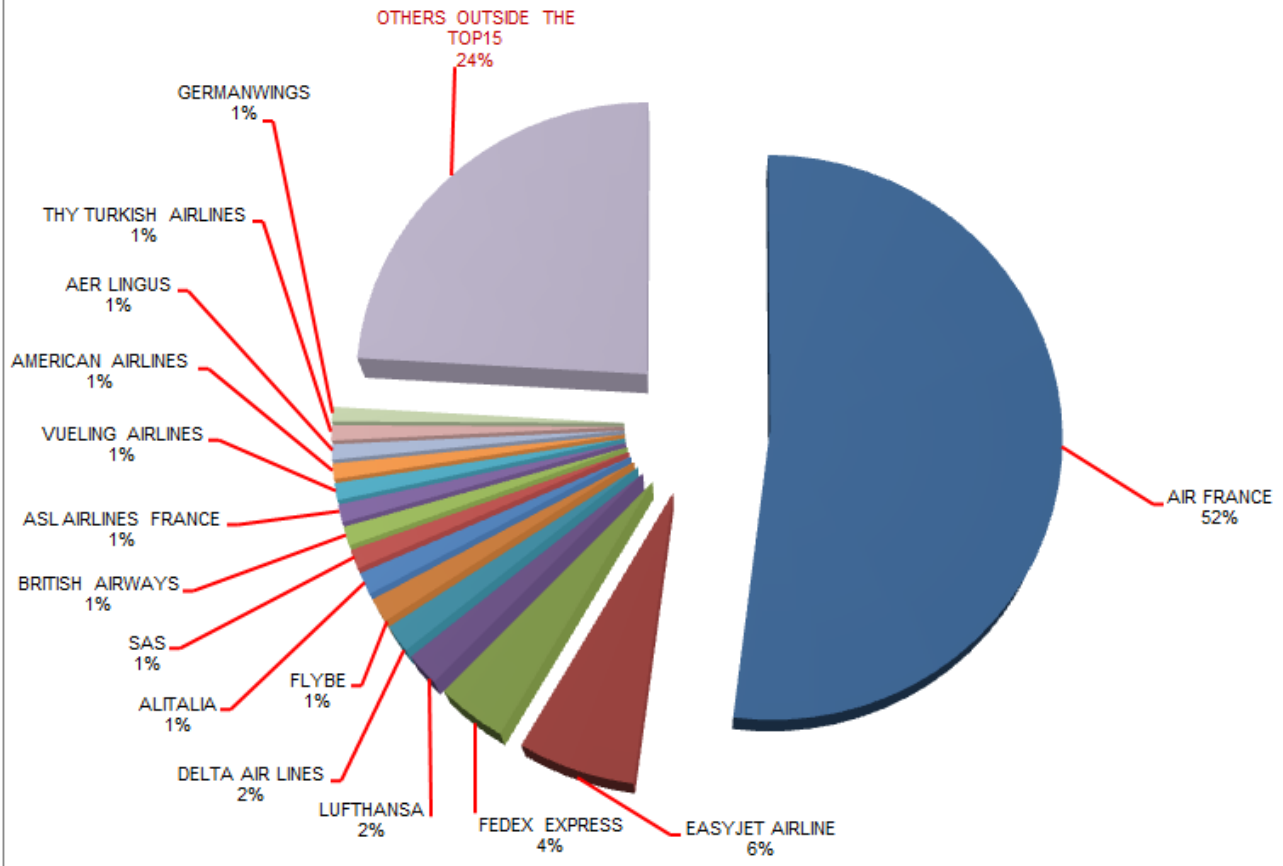
Slots Allocated OK W15: 98,91%

Total slots by operator – TOP15

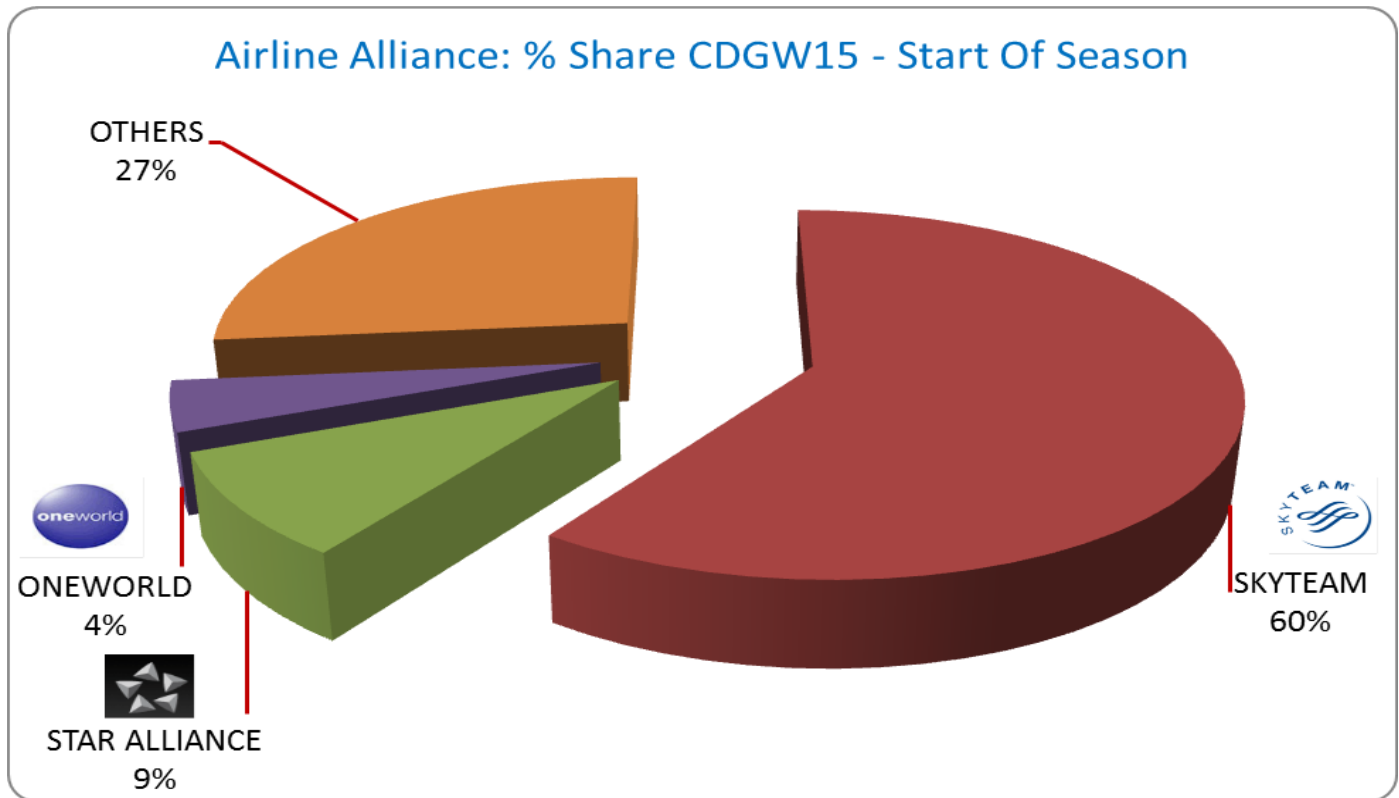
ICAO Code	Airline	W14	%SHARE W14	W15	%SHARE W15
AFR	AIR FRANCE	100 799	53,35%	97 825	52,07%
EZY	EASYJET AIRLINE	13 042	6,90%	11 870	6,32%
FDX	FEDEX EXPRESS	7 085	3,75%	7 160	3,81%
DLH	LUFTHANSA	3 680	1,95%	3 545	1,89%
DAL	DELTA AIR LINES	2 235	1,18%	2 990	1,59%
BEE	FLYBE	1 759	0,93%	2 599	1,38%
AZA	ALITALIA	2 420	1,28%	2 386	1,27%
SAS	SCANDINAVIAN AIRLINES	1 835	0,97%	2 036	1,08%
BAW	BRITISH AIRWAYS	1 912	1,01%	2 030	1,08%
FPO	ASL AIRLINES FRANCE	2 323	1,23%	1 917	1,02%
VLG	VUELING AIRLINES	1 396	0,74%	1 814	0,97%
AAL	AMERICAN AIRLINES	1 406	0,74%	1 644	0,87%
EIN	AER LINGUS	1 478	0,78%	1 634	0,87%
THY	THY TURKISH AIRLINES	1 540	0,82%	1 630	0,87%
GWI	GERMANWINGS	1 968	1,04%	1 558	0,83%
	OTHERS	44 067	23,32%	45 248	24,08%
	GRAND TOTAL	188 945	100,00%	187 886	100,00%
	Part of AF/KL Group*	102 149	54,06%	98 773	52,57%

* AIRFRANCE - AIRLINAIR - BRITAIR - HOP - KLM - REGIONAL - TRANSVIAFRANCE - TRANSVIAHOLLANDE

CDGW15 Start Of Season - Distribution by Airline



Slots distribution per alliance



ONEWORLD - Members Airlines (source : fr.oneworld.com 29Oct15)

AIR BERLIN - AMERICAN AIRLINES - BRITISH AIRWAYS - CATHAY PACIFIC - FINNAIR - IBERIA - JAPAN AIRLINES - LAN - MALAYSIA AIRLINES - QANTAS - QATAR AIRWAYS - ROYAL JORDANIAN - S7 AIRLINES - Sri Lankan Airlines - TAM

SKYTEAM - Members Airlines (source : www.skyteam.com 29Oct15)

AEROFLOT - AEROLINEAS ARGENTINAS - AEROMEXICO - AIREUROPA - AIRFRANCE - ALITALIA - CHINA AIRLINES - CHINA EASTERN - CHINA SOUTHERN - CZECH AIRLINES - DELTA - GARUDA INDONESIA - KENYA AIRWAYS - KLM - KOREAN AIR - MEA - SAUDIA - TAROM - VIETNAM AIRLINES - XIAMENAIR

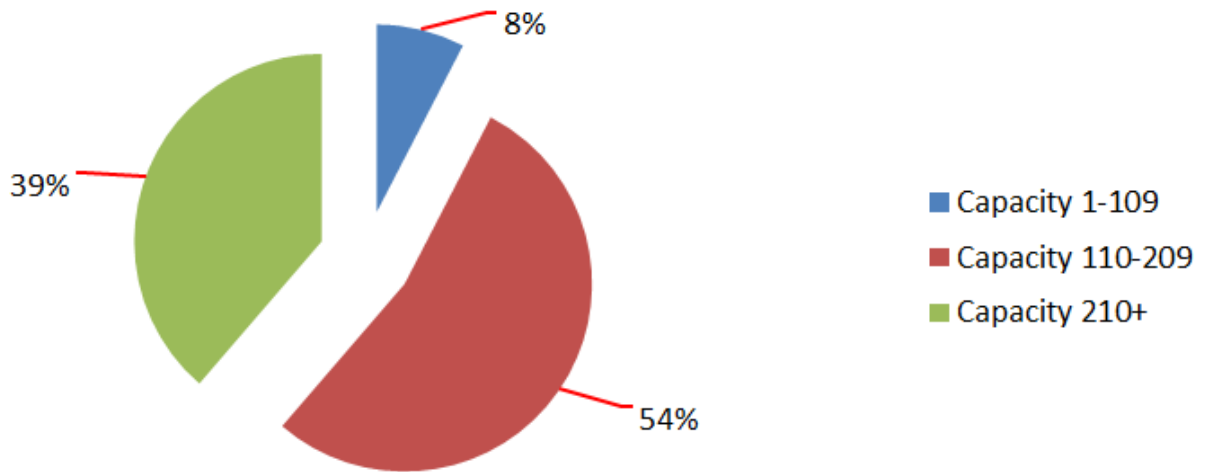
STAR ALLIANCE - Members Airlines (source : www.staralliance.com 29Oct15)

ADRIA - AEGEAN - AIR CANADA - AIR CHINA - AIR INDIA - AIR NEW ZEALAND - ANA - ASIANA AIRLINES - AUSTRIAN - AVIANCA TACA - BRUSSELS AIRLINES - COPAAIRLINES - CROATIA AIRLINES - EGYPTAIR - ETHIOPIAN - EVA AIR - LOT POLISH AIRLINES - LUFTHANSA - SCANDINAVIAN AIRLINES - SHENZHEN AIRLINES - SINGAPORE AIRLINES - SOUTH AFRICAN AIRWAYS - SWISS - TAP PORTUGAL - THAI - TURKISH AIRLINES - UNITED

Size of aircraft

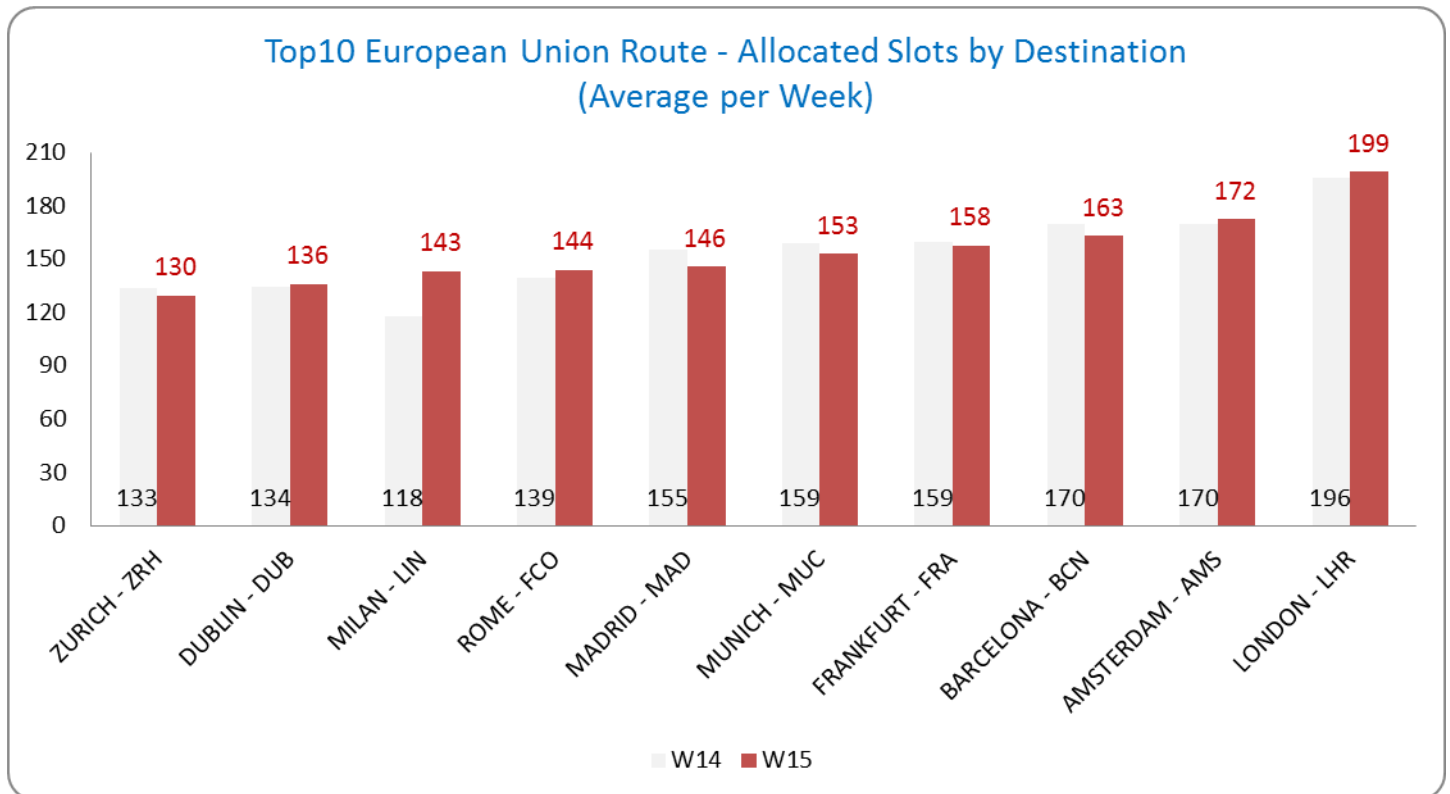
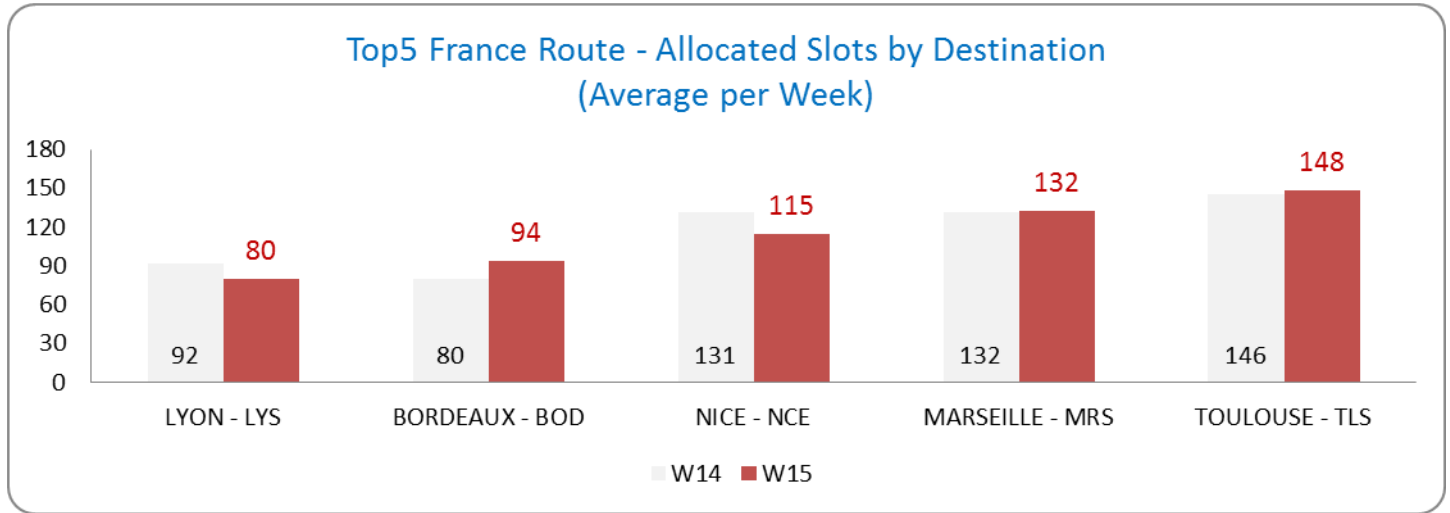
	W14	W15	Evolution
Average Size of Aircraft (Seats)	183	188	2,7%
Total Passenger Seat Offer	32 114 298	32 603 280	1,5%

CDGW15: Passenger Aircraft Size Distribution

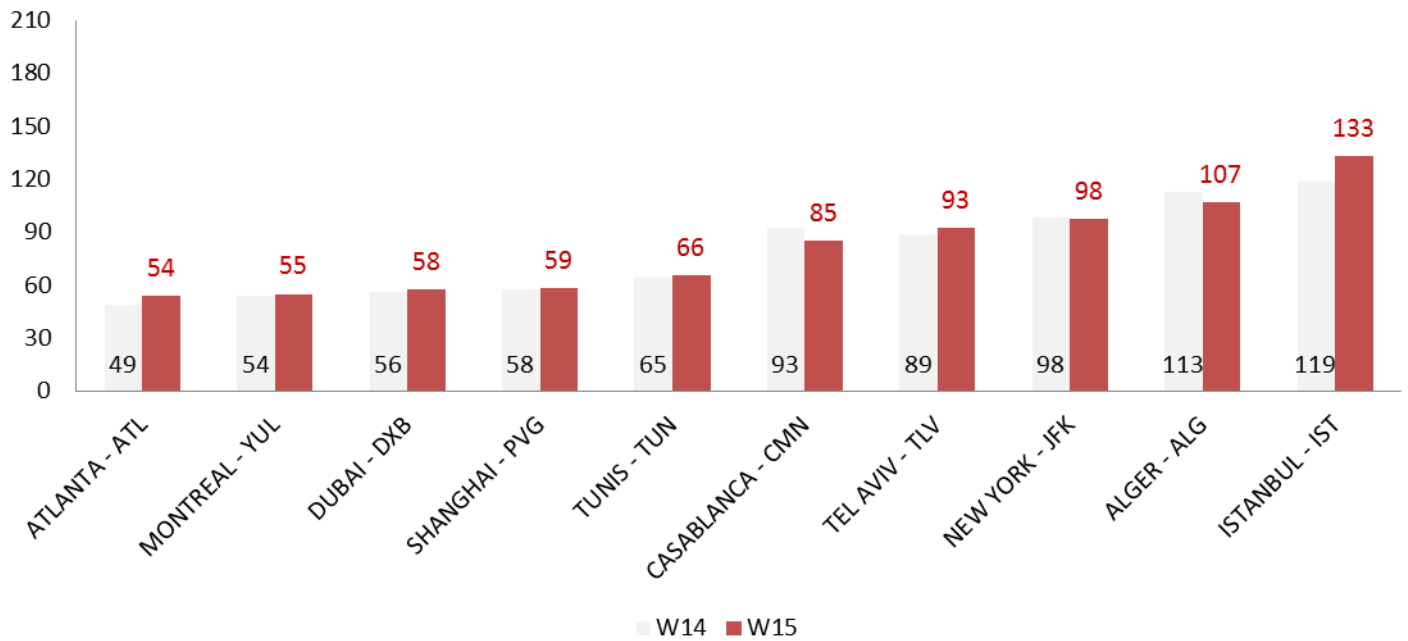


Allocated slots by destination

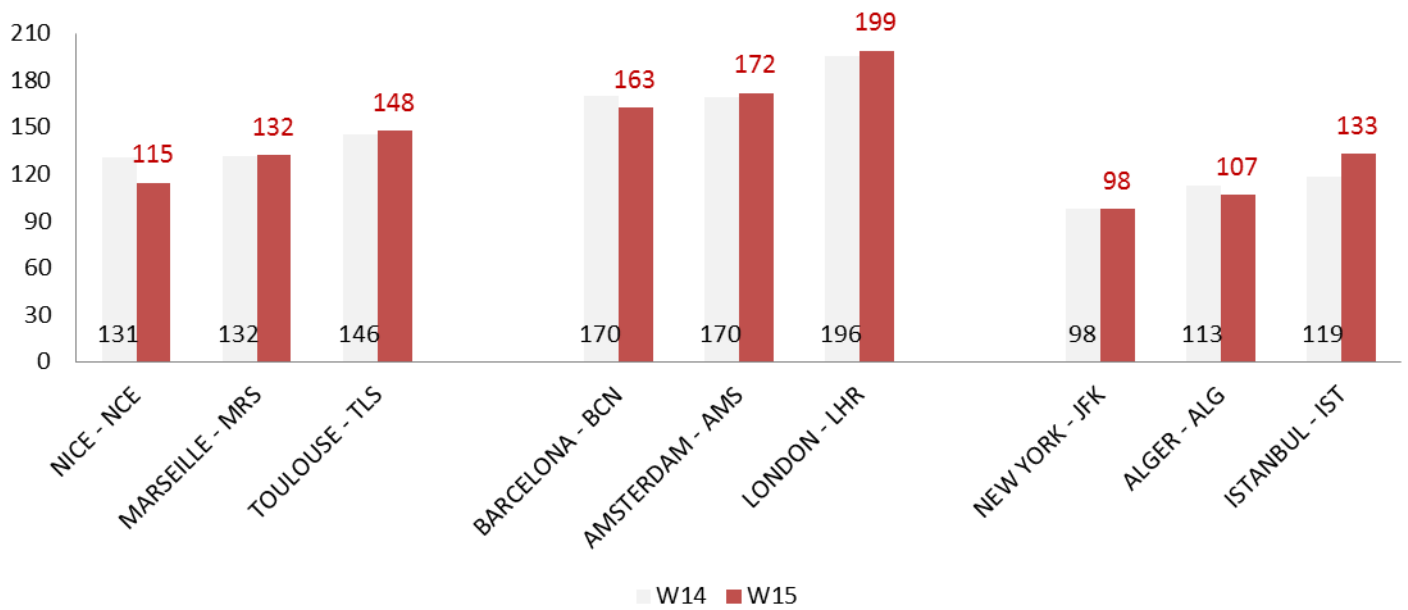
(CDGW15 vs CDGW14)



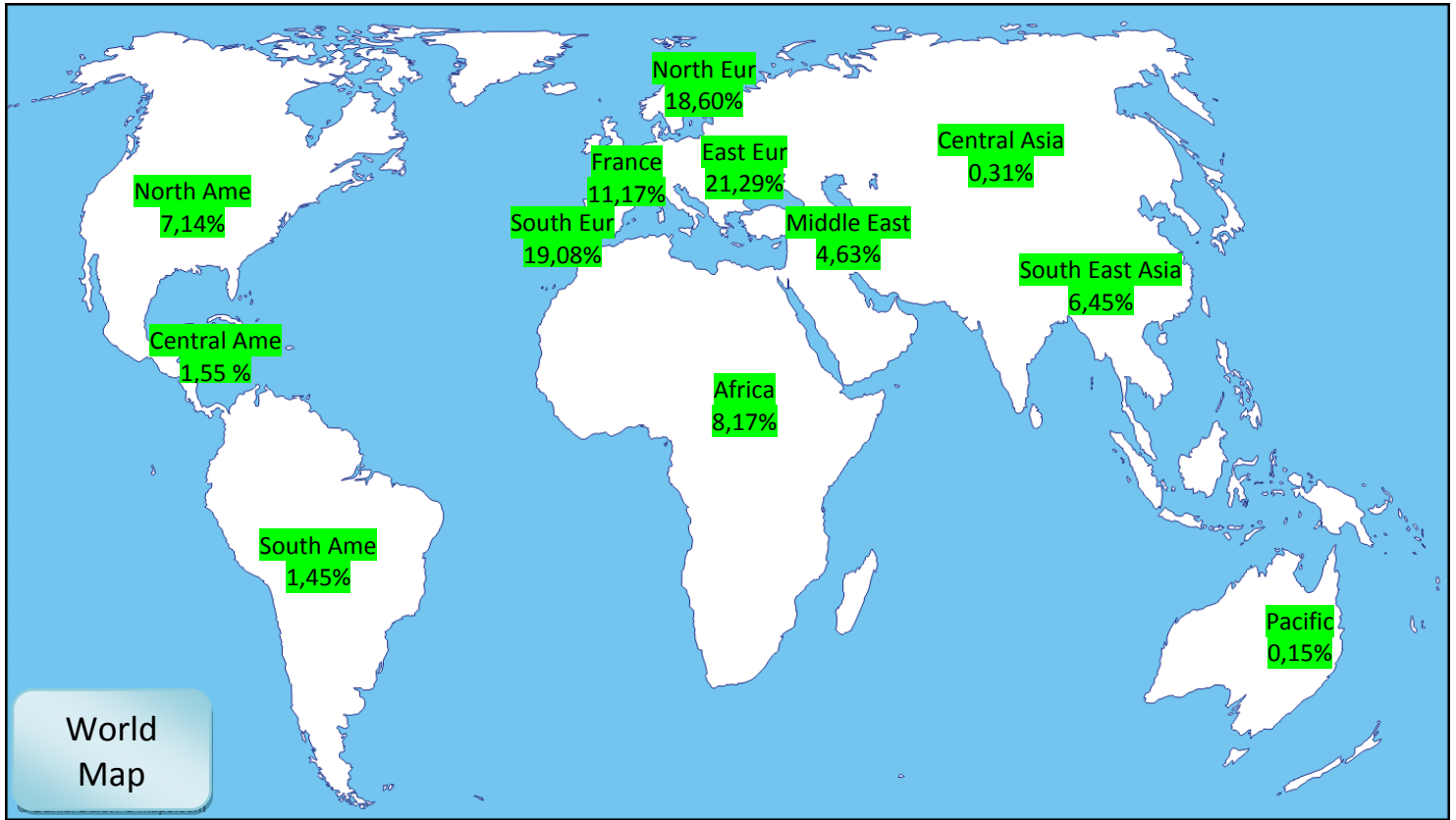
Top10 International Route - Allocated Slots by Destination (Average per Week)



Comparison of first 3 destinations for each group Allocated Slots by Destination (Average per Week)



Geographical distribution of allocated slots



Slots distribution by service type

Group Services for All

Destinations:

Regular Services

Freight Services

Charter Services

Technical Services

GA/BA Services

Special Services

	W15	W14
Regular Services	91,93%	92,07%
Freight Services	7,09%	6,73%
Charter Services	0,66%	0,77%
Technical Services	0,29%	0,42%
GA/BA Services	0,02%	0,01%
Special Services		0,004%

CDG – W15 - Airport Coordination Parameters

Runway scheduling limits :

Order of october 19th, 1999 set the airport capacity of Paris-Charles-de-Gaulle:

CDG RUNWAY CAPACITY W15						
Local time	Arrivals /10 min.	Arrivals /hour	Departures /10 min.	Departures /hour	Total /hour	Local time
00:00-00:59	7	30	7	25	40	00:00-00:59
01:00-01:59	7	20	7	25	40	01:00-01:59
02:00-02:59	7	20	7	20	32	02:00-02:59
03:00-03:59	7	20	7	20	32	03:00-03:59
04:00-04:59	7	20	7	20	32	04:00-04:59
05:00-05:59	7	30	7	25	40	05:00-05:59
06:00-06:59	10*	41	7	38	67	06:00-06:59
07:00-07:59	11	48	12	66	103	07:00-07:59
08:00-08:59	12	62	11,5	62	107	08:00-08:59
09:00-09:59	11,5	62	12,5	62	118	09:00-09:59
10:00-10:59	11,5	60	12	67	111	10:00-10:59
11:00-11:59	11,5	61	12	63	112	11:00-11:59
12:00-12:59	11,5	54	12	63	110	12:00-12:59
13:00-13:59	11,5	55	12,5	69	109	13:00-13:59
14:00-14:59	12	58	11,5	63	105	14:00-14:59
15:00-15:59	12	56	12	65	108	15:00-15:59
16:00-16:59	11	56	12	63	107	16:00-16:59
17:00-17:59	12	61	11,5	62	107	17:00-17:59
18:00-18:59	12	60	12	62	111	18:00-18:59
19:00-19:59	12	59	11,5	62	109	19:00-19:59
20:00-20:59	12	56	12	64	108	20:00-20:59
21:00-21:59	11,5	53	12	53	97	21:00-21:59
22:00-22:59	11	45	11	41	79	22:00-22:59
23:00-23:59	8	40	10	30	62	23:00-23:59

“10*” means that, during the corresponding hour, a maximum of 11 movements can be scheduled for one period of 10 minutes while a maximum of 10 movements can be scheduled for the five other periods of 10 minutes, provided that the other constraints in the corresponding hour are not exceeded.

“11,5” means that, during the corresponding hour, a maximum of 12 movements can be scheduled for three periods of 10 minutes while a maximum of 11 movements can be scheduled for the three other periods of 10 minutes, provided that the other constraints in the corresponding hour are not exceeded.

“12” means that, during the corresponding hour, a maximum of 13 movements can be scheduled for one period of 10 minutes while a maximum of 12 movements can be scheduled for the five other periods of 10 minutes, provided that the other constraints in the corresponding hour are not exceeded.

Terminal constraints :

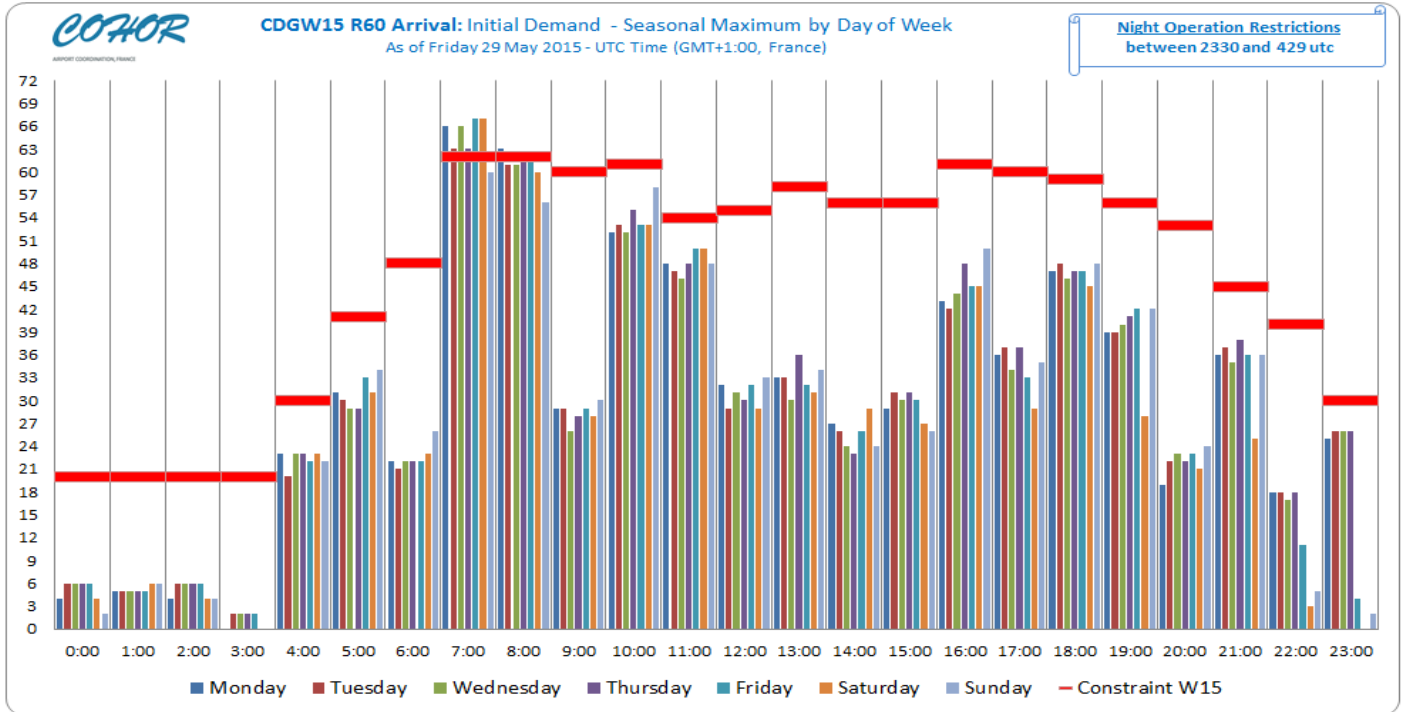
The maximum departing passenger flows per hour by terminal are :

- Terminal 1 : 1950
- Terminal 2A : 900
- Terminal 2C : 900
- Terminal 2D : 1200
- Terminal 2F : 2800
- Terminal 2G : 700
- Terminal 2E : 5400
- Terminal 3 : 1000

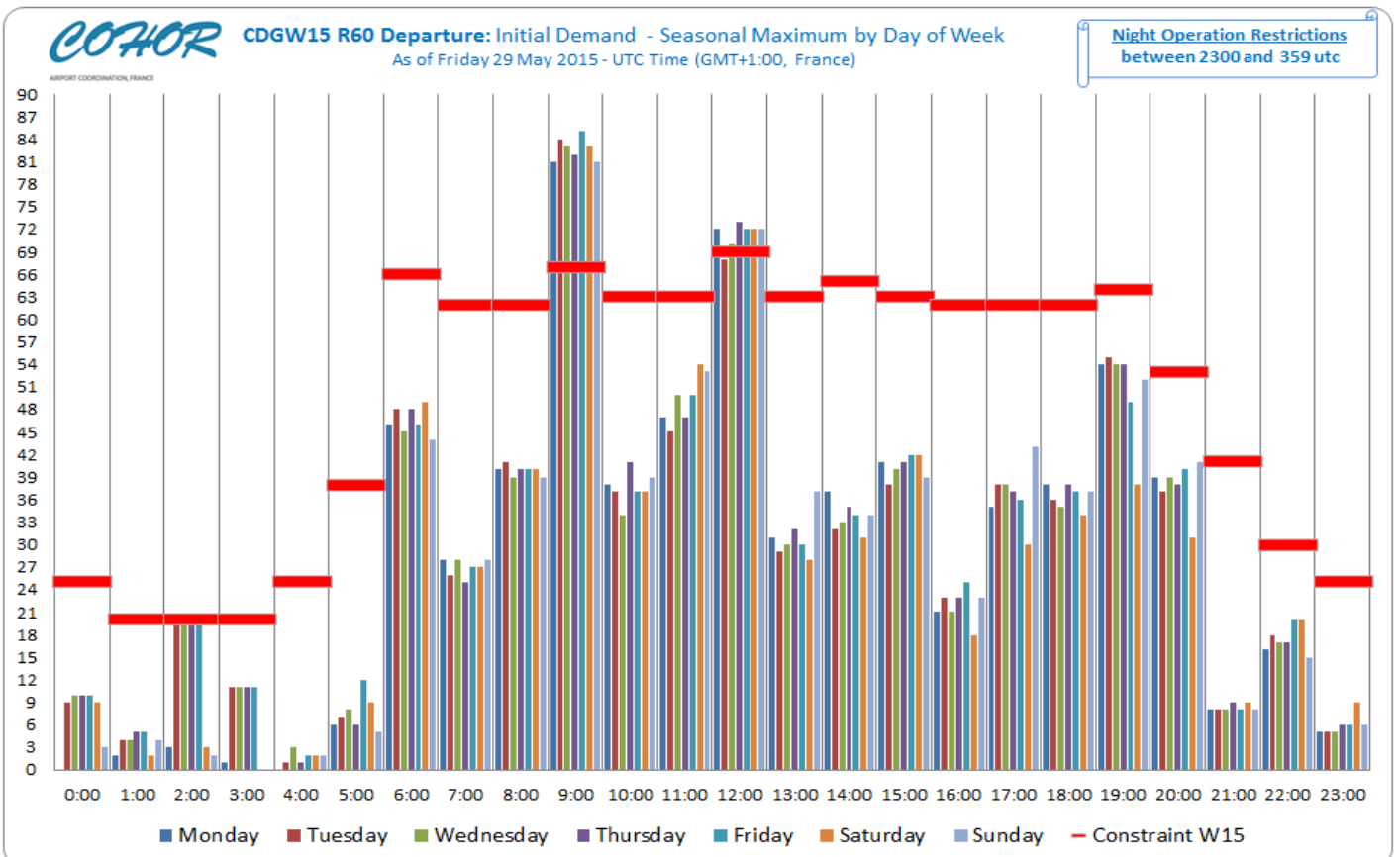
These constraints are implemented by COHOR to warn carriers of possible difficulties in CDG terminals. Cooperation between these carriers and Aéroports de Paris is required to find solutions.

Initial demand

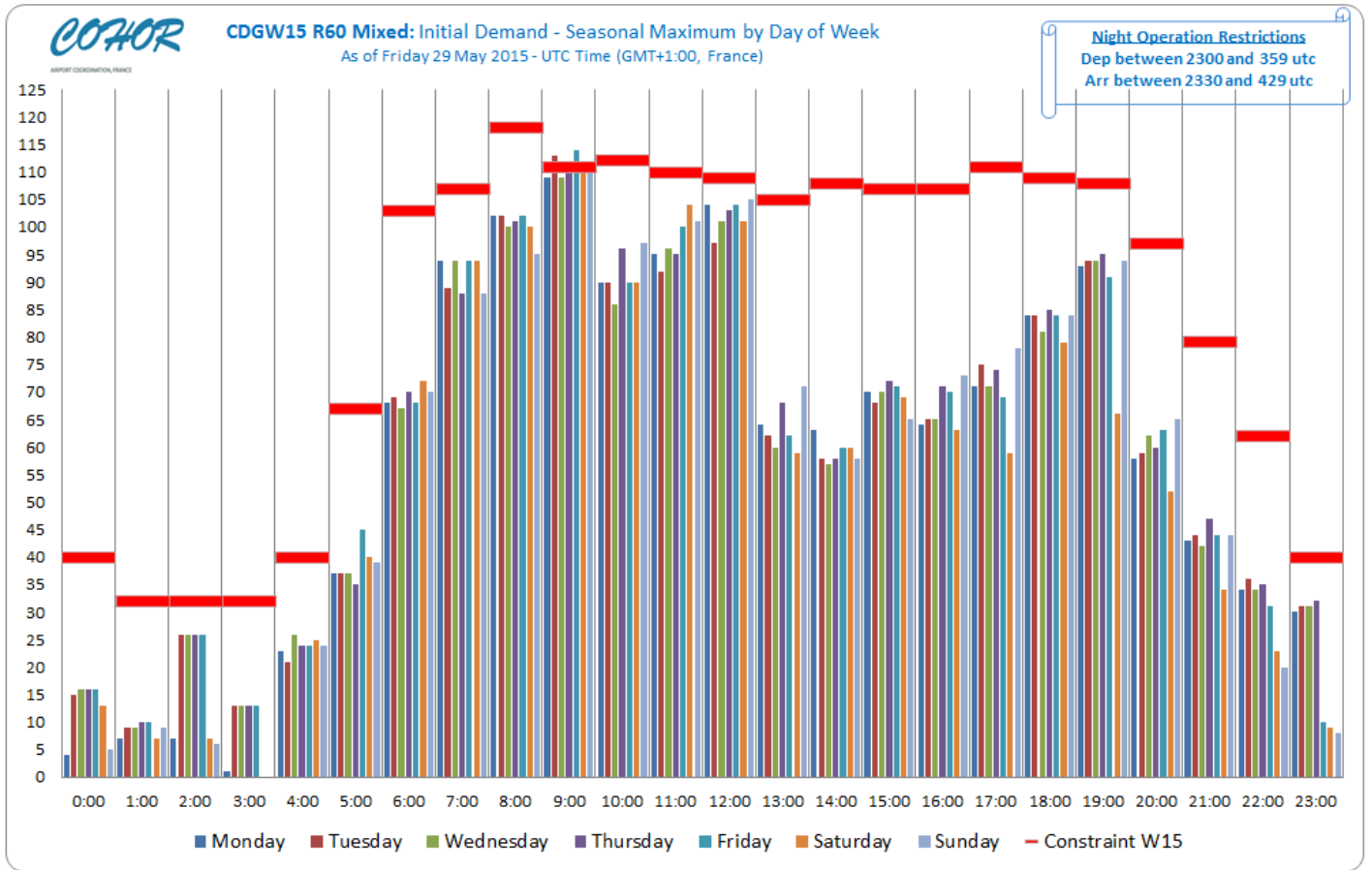
CDGW15 R60 Arrival



CDGW15 R60 Departure

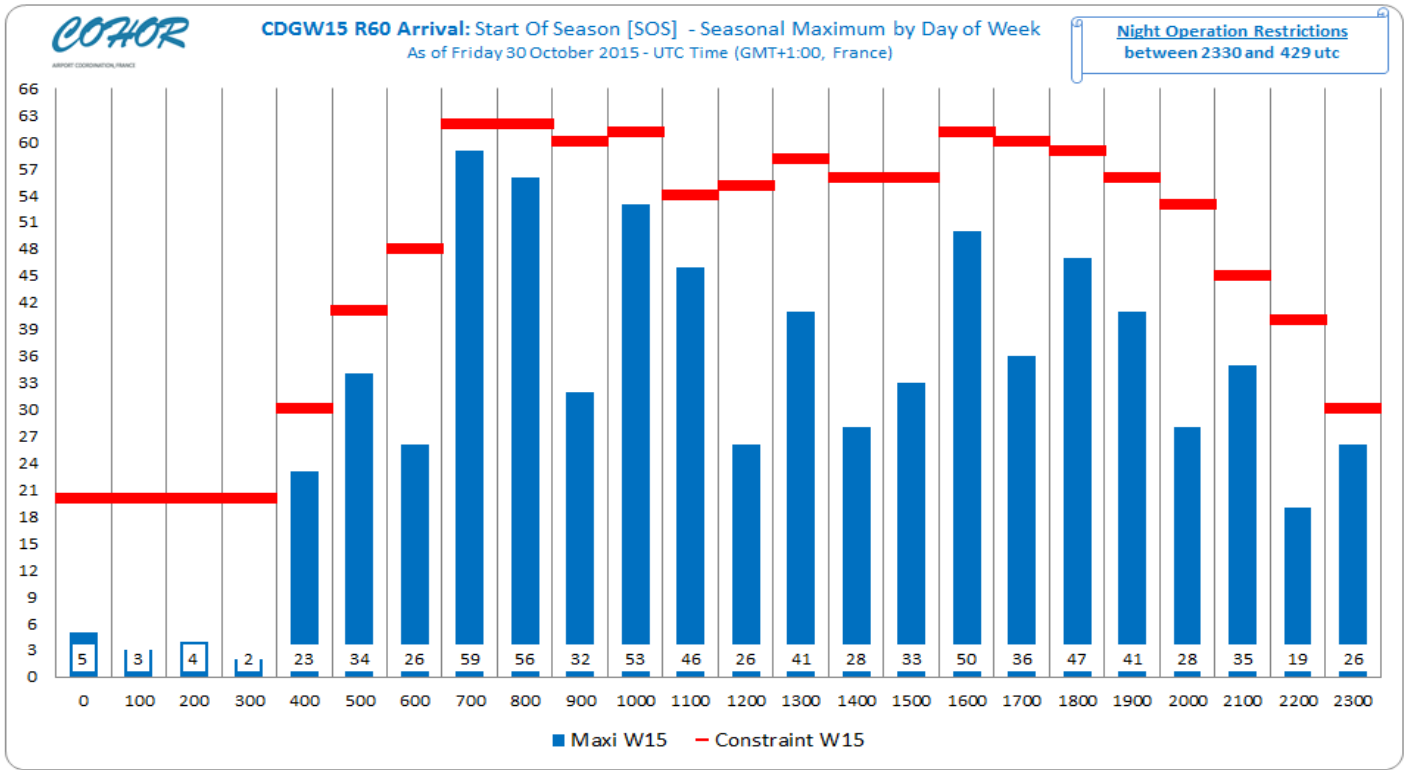


CDGW15 R60 Mixed

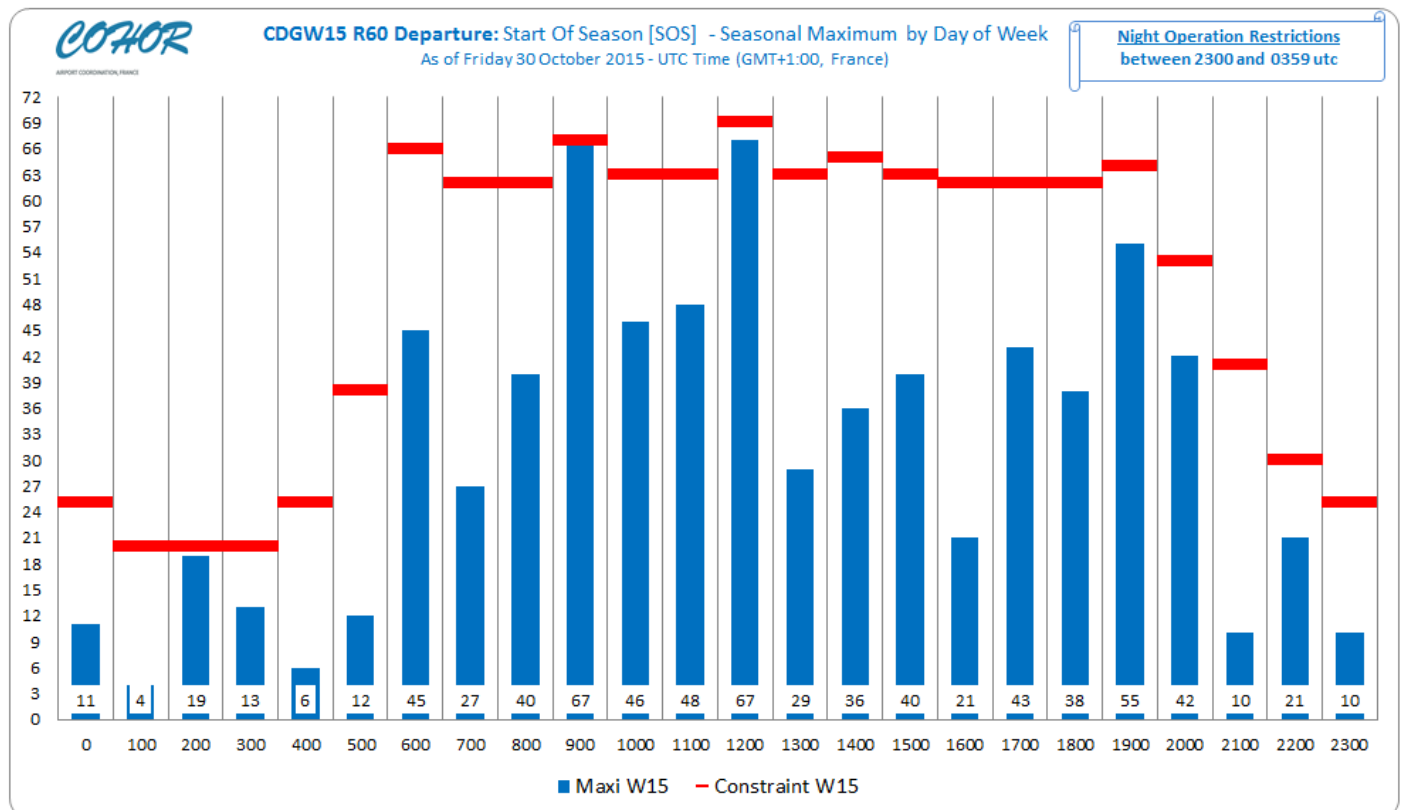


SOS Allocated slots

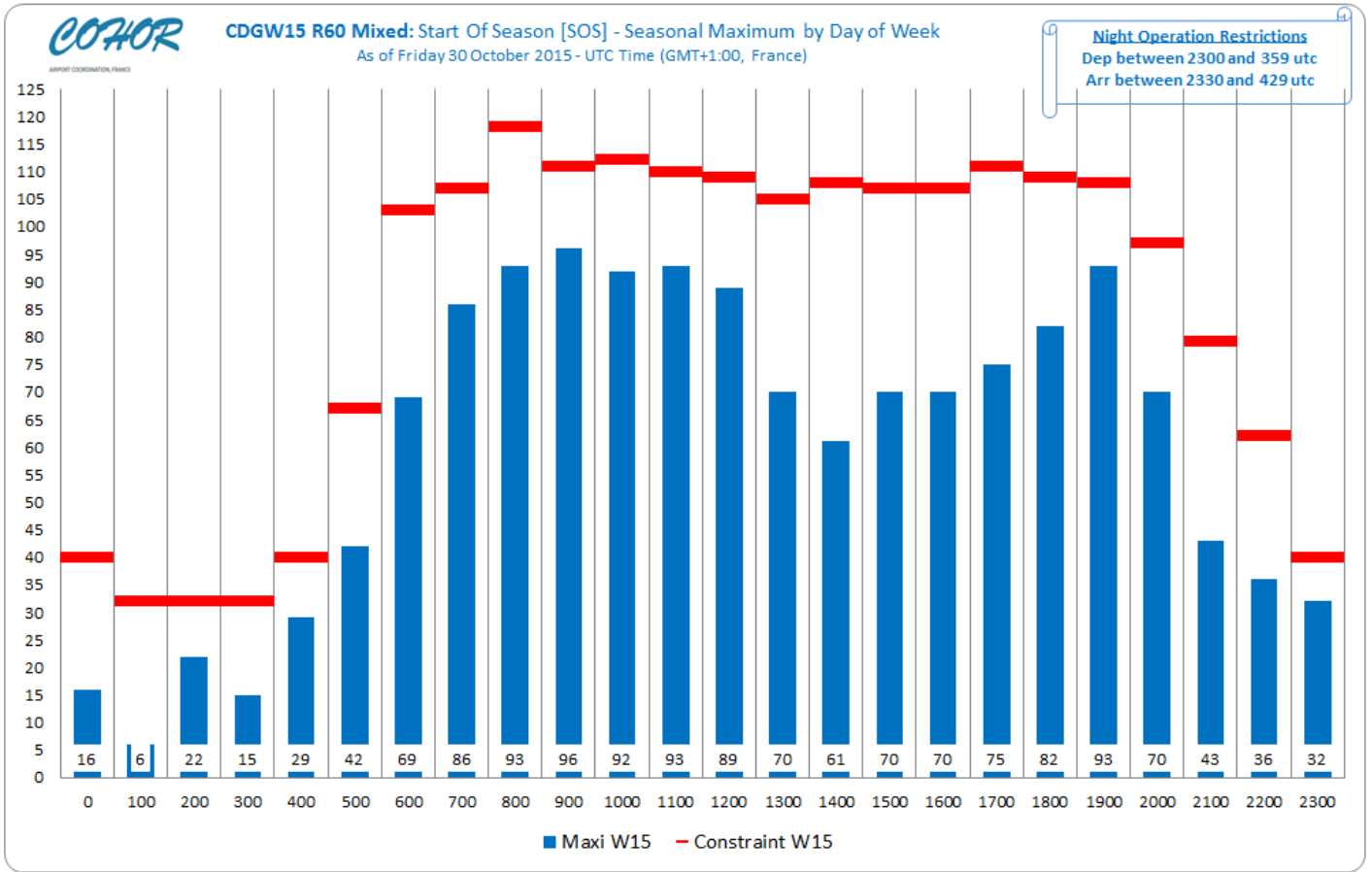
CDGW15 R60 Arrival



CDGW15 R60 Departure



CDGW15 R60 Mixed



Slots allocation by operator

Airline	Total Slot
ADRIA AIRWAYS	356
AEGEAN AIRLINES	738
AER LINGUS	1 634
AEROFLOT RUSSIAN AIRLINES	1 538
AEROMEXICO	308
AIGLE AZUR TRANSPORTS AERIENS	8
AIR ALGERIE	1 362
AIR ASTANA JSC	132
AIR AUSTRAL	416
AIR BALTIC	432
AIR CAIRO	87
AIR CANADA	608
AIR CHINA	782
AIR CONTRACTORS LTD	6
AIR EUROPA	1 232
AIR FRANCE	97 825
AIR FRANCE HANDLING	8
AIR INDIA	308
AIR MADAGASCAR	131
AIR MALTA	103
AIR MAURITIUS	292
AIR MEDITERRANEE	565
AIR SEYCHELLES	132
AIR SWEDEN AB	440
AIR TAHITI NUI	153
AIR TRANSAT	353
AIRBRIDGE CARGO	178
AirSERBIA	308
AIRZENA GEORGIAN AIRLINES	88
ALITALIA	2 386
ALL NIPPON AIRWAYS	308
AMC AVIATION	68
AMERICAN AIRLINES	1 644
ARKEFLY	1
ARKIA ISRAELI AIRLINES	101
ASIANA AIRLINES	220
ASL AIRLINES FRANCE	1 917

Airline	Total Slot
ASSISTANCE EUROPE HANDLING	38
ASTRA AIRLINES	6
AtlasGlobal	308
AUSTRIAN AIRLINES	836
AZERBAIJAN AIRLINES	176
BELAVIA BELARUSSIAN AIRLINES	182
BMI REGIONAL	454
BRITISH AIRWAYS	2 030
CAMAIR-CO	248
CARPATAIR	5
CATHAY PACIFIC	518
CHINA EASTERN AIRLINES	712
CHINA SOUTHERN AIRLINES	480
CITYJET	5
CORSAIR	9
CROATIA AIRLINES	306
CSA CZECH AIRLINES	922
DELTA AIR LINES	2 990
DENIM AIR	2
DREAMJET	302
EASYJET AIRLINE	11 870
ECAir - Equatorial Congo Airlines	172
EGYPTAIR	308
EL AL	827
EMIRATES	924
ENTER AIR	19
ESTONIAN AIR	2
ETHIOPIAN AIRLINES	472
ETIHAD AIRWAYS	616
EUROATLANTIC AIRWAYS	4
EUROPEAN AIR TRANSPORT	1 084
EUROWINGS	456
EVA AIR	176
EVELOPAIR	2
FEDEX EXPRESS	7 160
FINNAIR	1 518
Fly Egypt	4
FLYBE	2 599
FLYLAL	14
FREE BIRD AIRLINES	8
GARUDA	244
GERMANIA FLUGGESELLSCHAFT	4
GERMANWINGS	1 558

Airline	Total Slot
GULFAIR	308
HAINAN AIRLINES	192
HERMES AIRLINES	7
HOP	62
IBERIA	264
ICELANDAIR	344
ISRAIR AIRLINES	17
JAPAN AIRLINES	616
JET AIRWAYS (INDIA) Private Limited	308
JETAIRFLY	184
JET2.COM	172
KENYA AIRWAYS	138
KLM	880
KOREAN AIR	395
KUWAIT AIRWAYS	176
LOT POLISH AIRLINES	904
LUFTHANSA	3 545
LUXAIR	920
MALAYSIA AIRLINES	308
MALETH-AERO	4
MIDDLE EAST AIRLINES	616
MNG AIRLINES	319
MONTENEGRO AIRLINES	98
NIKI	454
NOUVELAIR TUNISIE	506
OMAN AIR	220
ONUR AIR	318
PAKISTAN INTERNATIONAL AIRLINES	132
PEGASUS AIRLINES	6
PRIMERA AIR NORDIC	14
QATAR AIRWAYS	1 012
ROSSIYA AIRLINES	308
ROYAL AIR MAROC	436
ROYAL JORDANIAN AIRLINES	300
SAUDIA	572
SCANDINAVIAN AIRLINES	2 036
SIAVIA	4
SINGAPORE AIRLINES	308
SMARTLYNX ITALIA	58
SN BRUSSELS AIRLINES	616
SRILANKAN AIRLINES	176
STAR AIR	440
SUNEXPRESS	16

Airline	Total Slot
SWISS INTERNATIONAL AIRLINES	1 492
SYPHAX AIRLINES	528
TAM LINHAS AEREAS	308
TAROM	606
THAI AIRWAYS	308
THOMAS COOK AIRLINES	4
THY TURKISH AIRLINES	1 630
TNT AIRWAYS	660
TRADE AIR	1
TRANS AEREOS DE CABO VERDE	131
TRANSAVIA AIRLINES	4
TRANSAVIA FRANCE	6
TRAVEL SERVICE AIRLINES	134
TUNISAIR	42
TURKMENISTAN AIRLINES	54
UKRAINE INTL AIRLINES	440
UNITED AIRLINES	1 078
UNITED PARCEL SERVICE	440
UZBEKISTAN AIRWAYS	44
VIETNAM AIRLINES	440
VOLOTEA SL	6
VUELING AIRLINES	1 814
WINGS OF LEBANON	4
WOW Air	196
XL AIRWAYS FRANCE	1 069