

Lyon St Exupéry Airport
LYS/LFLL

Summer 2015 - Start Of Season Report

Report data extraction date: Monday 30 March 2015

Last modification made on: 03/30/2015

Table of contents

Evolution of allocated slots at the Start Of Season (SOS)	2
Total slots by operator – TOP15	2
Slots distribution per alliance.....	4
Size of aircraft.....	5
Allocated slots by destination	6
Geographical distribution of allocated slots.....	8
Slots distribution by service type	8
LYS – S15 - Airport Coordination Parameters	9
Initial demand	10
SOS Allocated slots	12
Slots allocation by operator	14

The contents of this report may not be reproduced without the written consent of COHOR.

Evolution of allocated slots at the Start Of Season (SOS)

Summer 2015 (30 weeks): 66 193 Allocated Slots

Summer 2014 (30 weeks): 64 436 Allocated Slots

Allocated slots at SOS increased by  2,73% from S14 to S15 (on average per week).

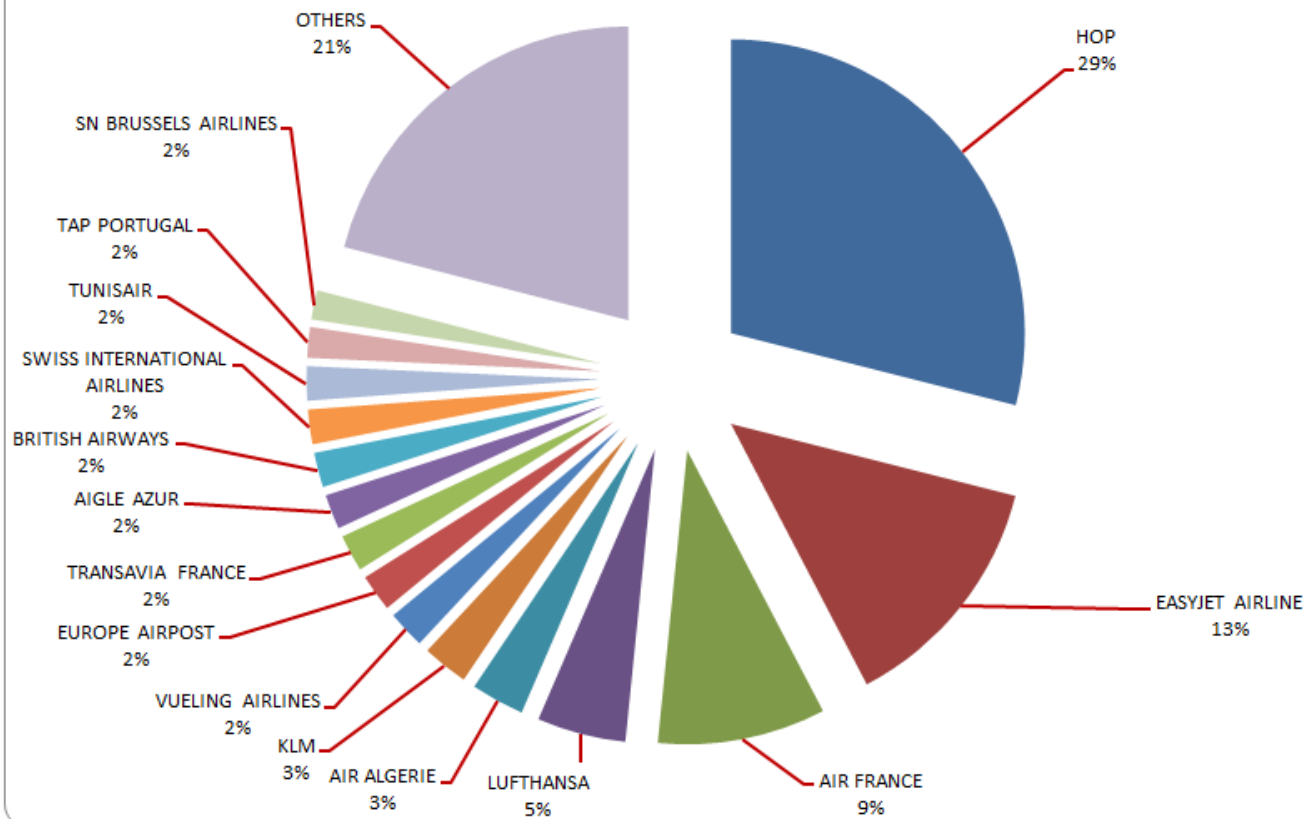
Slots Allocated OK S15: 99,41%

Total slots by operator – TOP15

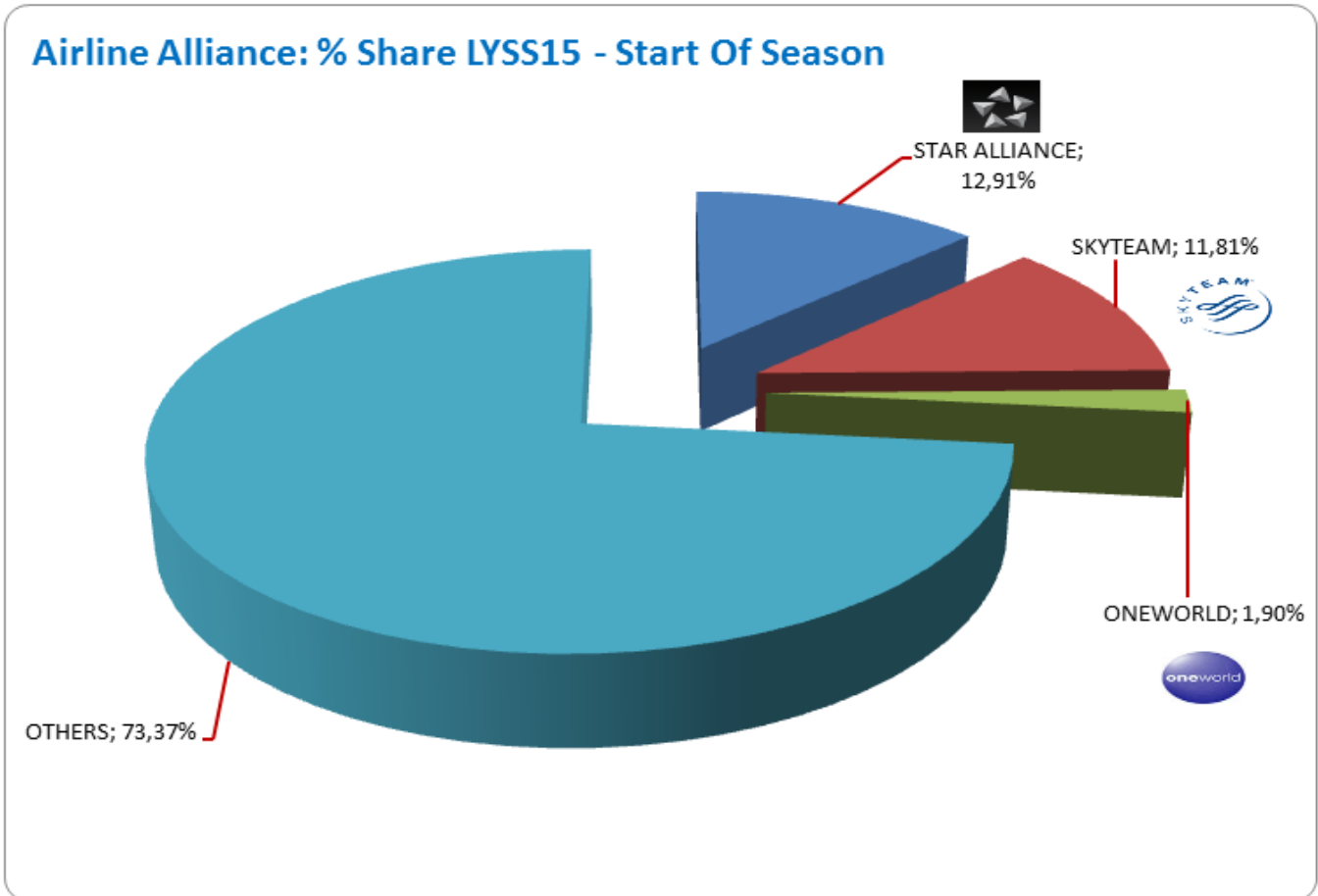
ICAO Code	Airline	S14	%SHARE S14	S15	%SHARE S15	%CHANGE (on average per week)
HOP	HOP	19 735	30,63%	19 157	28,94%	-2,93%
EZY	EASYJET AIRLINE	8 449	13,11%	8 868	13,40%	4,96%
AFR	AIR FRANCE	6 122	9,50%	6 132	9,26%	0,16%
DLH	LUFTHANSA	3 250	5,04%	3 240	4,89%	-0,31%
DAH	AIR ALGERIE	1 906	2,96%	1 942	2,93%	1,89%
KLM	KLM	1 679	2,61%	1 676	2,53%	-0,18%
VLG	VUELING AIRLINES	1 098	1,70%	1 376	2,08%	25,32%
FPO	EUROPE AIRPOST	1 365	2,12%	1 355	2,05%	-0,73%
TVF	TRANSAVIA FRANCE	982	1,52%	1 343	2,03%	36,76%
AAF	AIGLE AZUR TRANSPORTS AERIENS	1 152	1,79%	1 266	1,91%	9,90%
BAW	BRITISH AIRWAYS	1 248	1,94%	1 260	1,90%	0,96%
SWR	SWISS INTERNATIONAL AIRLINES	1 256	1,95%	1 260	1,90%	0,32%
TAR	TUNISAIR	1 098	1,70%	1 246	1,88%	13,48%
TAP	TAP PORTUGAL	1 094	1,70%	1 118	1,69%	2,19%
BEL	SN BRUSSELS AIRLINES	1 080	1,68%	1 064	1,61%	-1,48%
	OTHERS	12 922	20,05%	13 890	20,98%	7,49%
	GRAND TOTAL	64 436	100,00%	66 193	100,00%	2,73%
	Part of AF/KL Group*	28 518	44,26%	28 308	42,77%	-0,74%

* AIRFRANCE - AIRLINAIR - BRITAIR - HOP - KLM - REGIONAL - TRANSAVIAFRANCE - TRANSAVIAHOLLANDE

LYS S15 Start Of Season - Distribution by Airline



Slots distribution per alliance



ONEWORLD - Members Airlines (source : fr.oneworld.com 31Mar15)

AIR BERLIN - AMERICAN AIRLINES - BRITISH AIRWAYS - CATHAY PACIFIC - FINNAIR - IBERIA - JAPAN AIRLINES - LAN - MALAYSIA AIRLINES - QANTAS - QATAR AIRWAYS - ROYAL JORDANIAN - S7 AIRLINES - Sri Lankan Airlines - TAM

SKYTEAM - Members Airlines (source : www.skyteam.com 31Mar15)

AEROFLOT - AEROLINEAS ARGENTINAS - AEROMEXICO - AIREUROPA - AIRFRANCE - ALITALIA - CHINA AIRLINES - CHINA EASTERN - CHINA SOUTHERN - CZECH AIRLINES - DELTA - GARUDA INDONESIA - KENYA AIRWAYS - KLM - KOREAN AIR - MEA - SAUDIA - TAROM - VIETNAM AIRLINES - XIAMENAIR

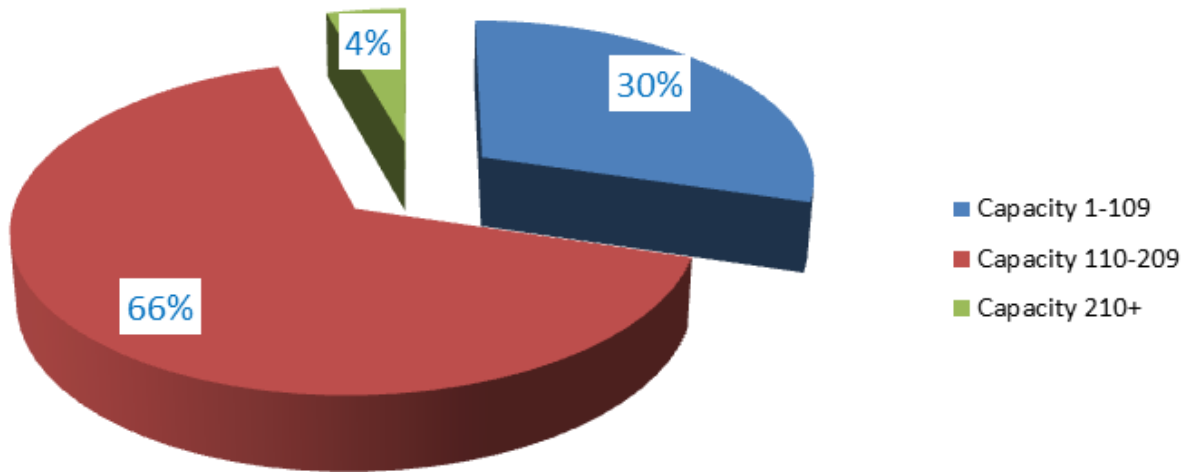
STAR ALLIANCE - Members Airlines (source : www.staralliance.com 31Mar15)

ADRIA - AEGEAN - AIR CANADA - AIR CHINA - AIR INDIA - AIR NEW ZEALAND - ANA - ASIANA AIRLINES - AUSTRIAN - AVIANCA TACA - BRUSSELS AIRLINES - COPAAIRLINES - CROATIA AIRLINES - EGYPTAIR - ETHIOPIAN - EVA AIR - LOT POLISH AIRLINES - LUFTHANSA - SCANDINAVIAN AIRLINES - SHENZHEN AIRLINES - SINGAPORE AIRLINES - SOUTH AFRICAN AIRWAYS - SWISS - TAP PORTUGAL - THAI - TURKISH AIRLINES - UNITED

Size of aircraft

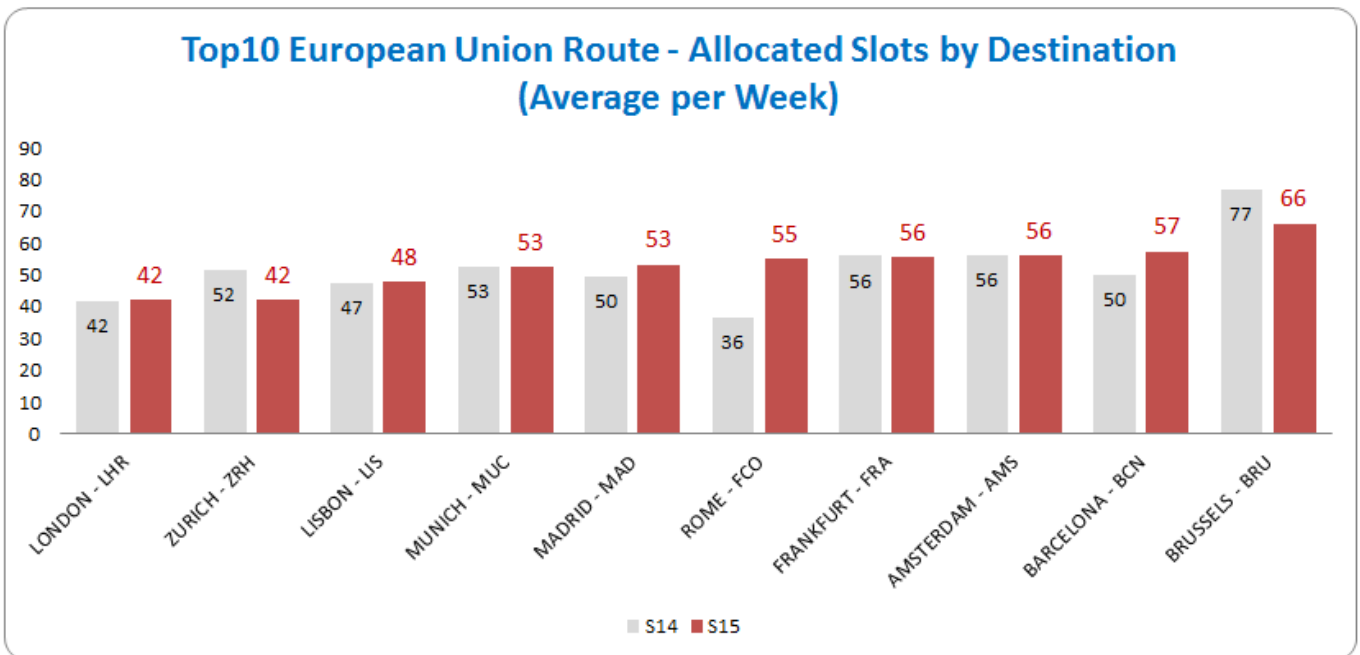
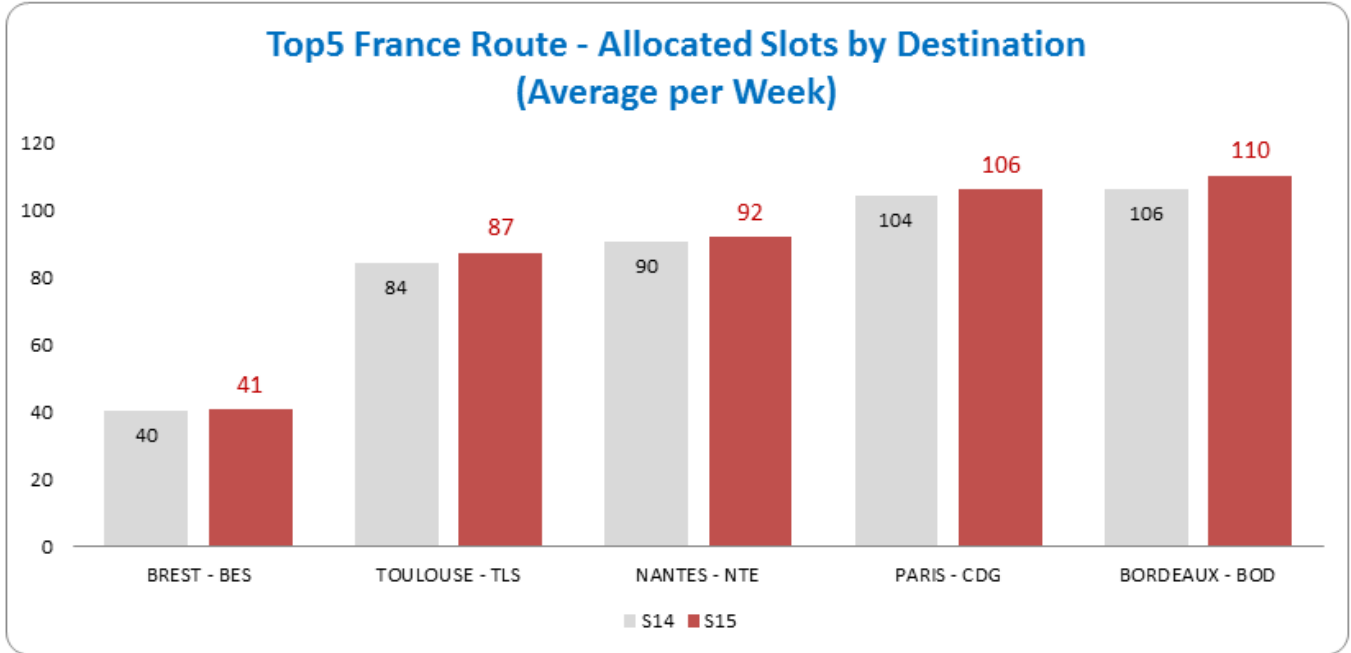
	S14	S15	Evolution
Average Size of Aircraft (Seats)	117	118	2%
Total Passenger Seat Offer	7 221 821	7 539 392	4%

LYSS15: Passenger Aircraft Size Distribution

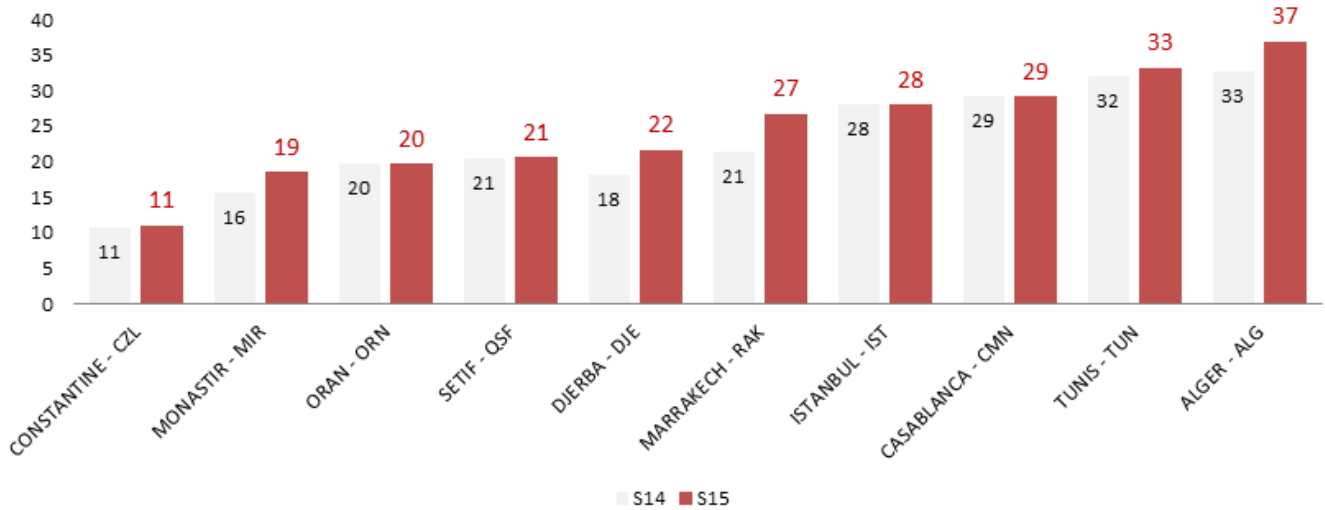


Allocated slots by destination

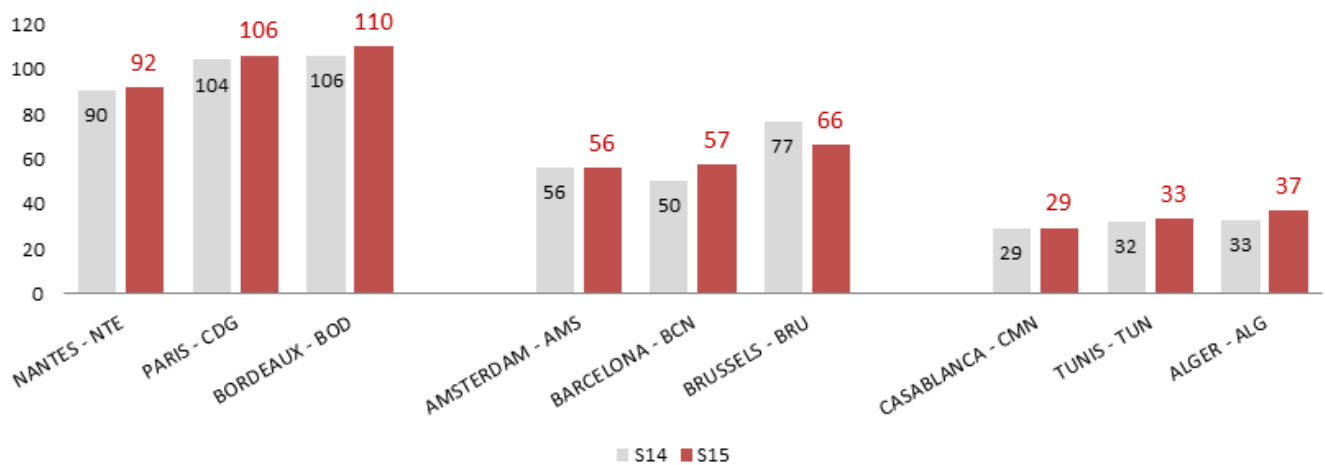
(LYS S15 vs LYS S14)



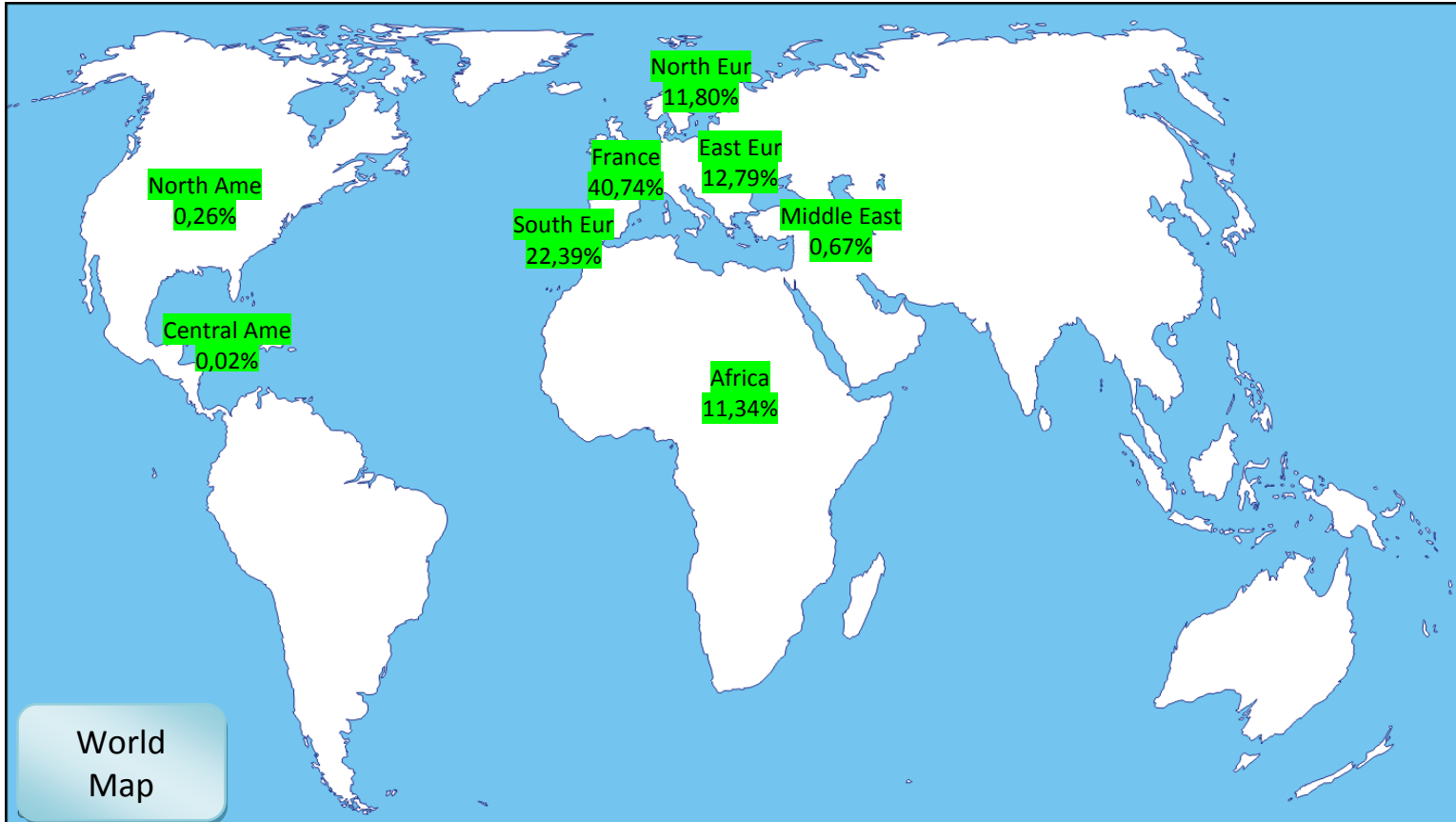
Top10 International Route - Allocated Slots by Destination (Average per Week)



Comparison of first 3 destinations for each group Allocated Slots by Destination (Average per Week)



Geographical distribution of allocated slots



Slots distribution by service type

Group Services for All Destinations	S15	S14
Regular Services	91,44%	92,46%
Charter Services	4,71%	3,57%
Freight Services	3,44%	3,63%
Technical Services	0,38%	0,32%
GA/BA Services	0,02%	0,03%

LYS – S15 - Airport Coordination Parameters

- **Runway scheduling limits :**

From summer S14, following the increase of capacity allowed by runway works on Lyon airport, the order of October 4th, 2013 modifies the runway constraints as follows:

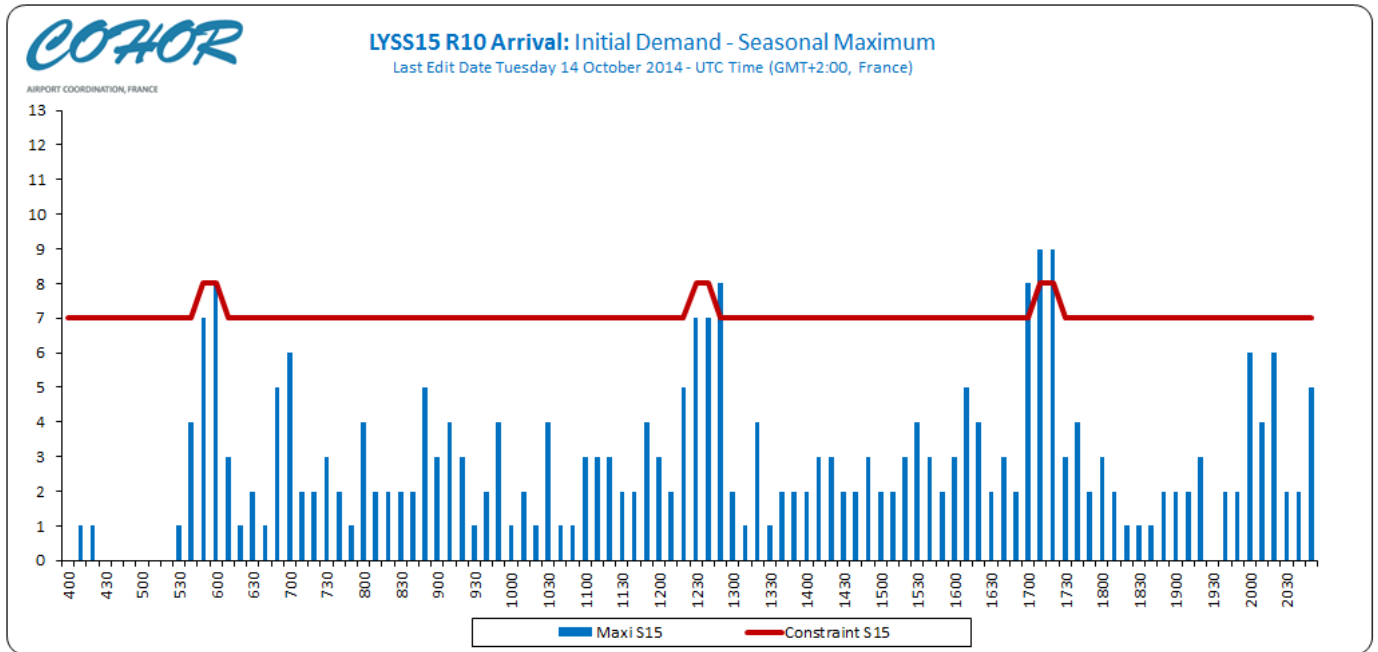
LYS RUNWAY CAPACITY S15								
Local time	Arrivals /60 min	Arrivals /40 min	Arrivals /10 min	Departures /60 min	Departures /40 min	Departures /10 min	Total /60 min	Total /10 min
06:00-06:59	38/rolling hour by 10 min steps	27	7	38/rolling hour by 10 min steps	27	7	53	9
07:00-09:59			7*			7*		
10:00-13:59			7			7		
14:00-15:59			7*			7*		
16:00-17:59			7			7		
18:00-20:59			7*			7*		
21:00-22:59			7			7		

- 7* means that during a rolling time period, maximum 8 movements can be accepted during two periods of 10 minutes, 7 movements during the subsequent four periods of 10 minutes, in compliance with the corresponding runway constraints.

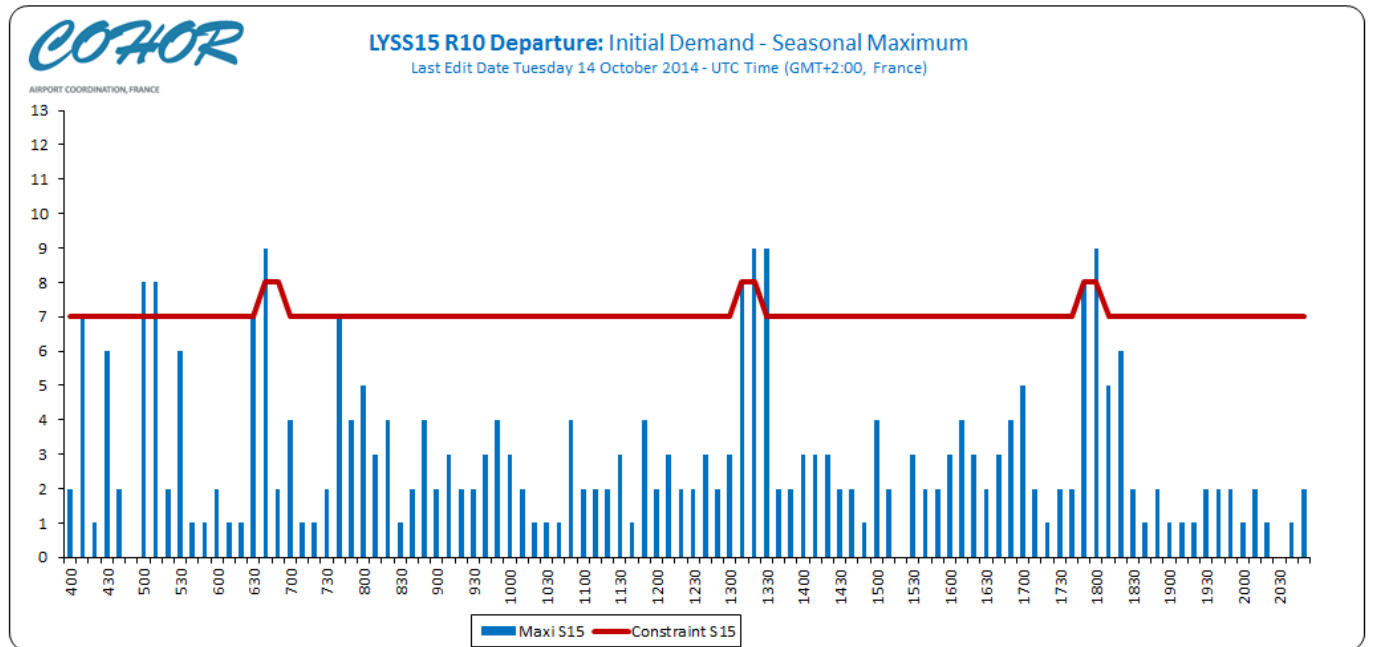
Terminal constraints : None

Initial demand

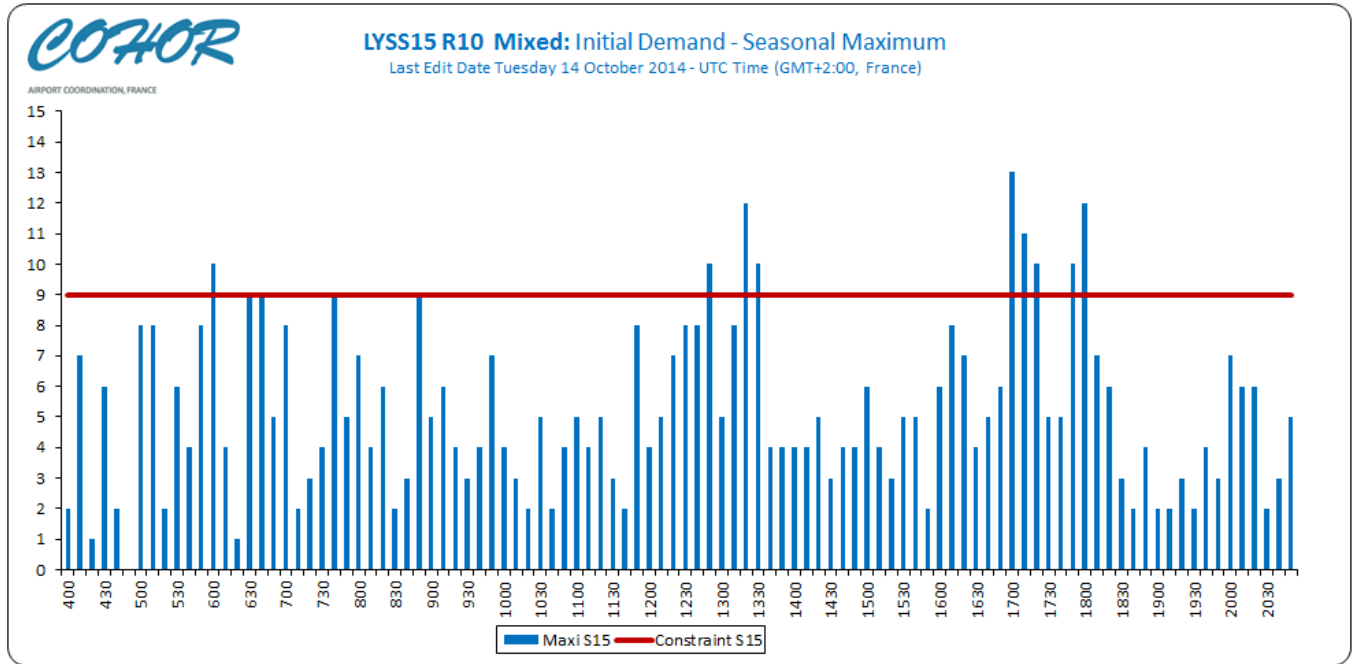
LYS S15 R10 Arrival



LYS S15 R10 Departure

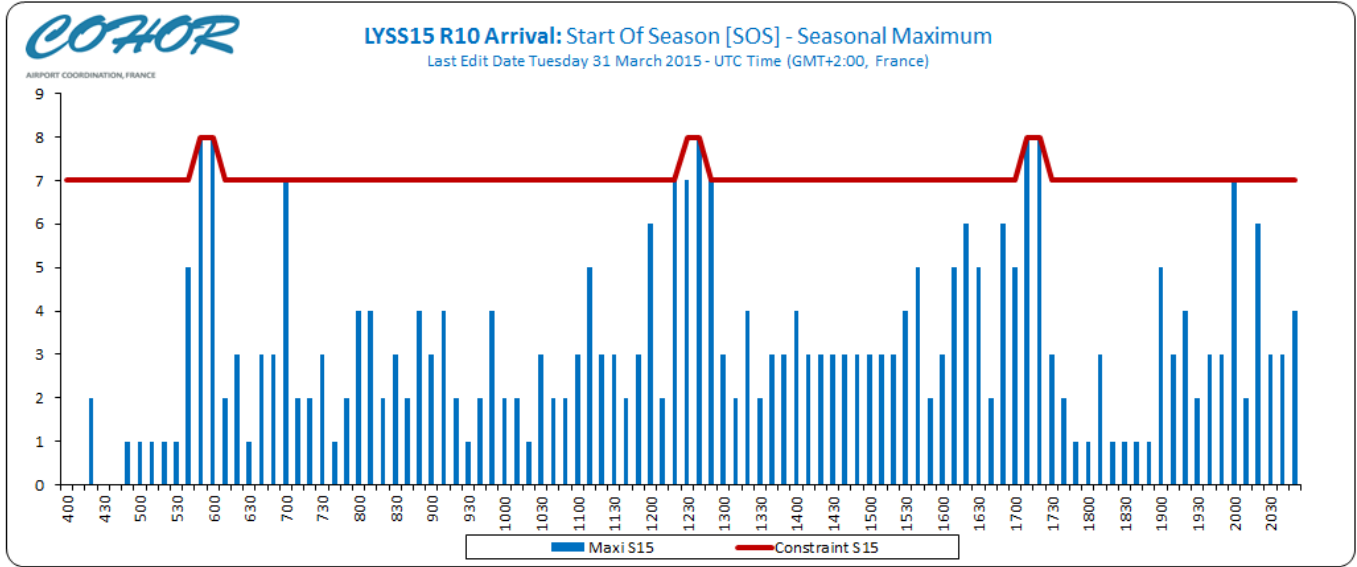


LYS S15 R10 Mixed

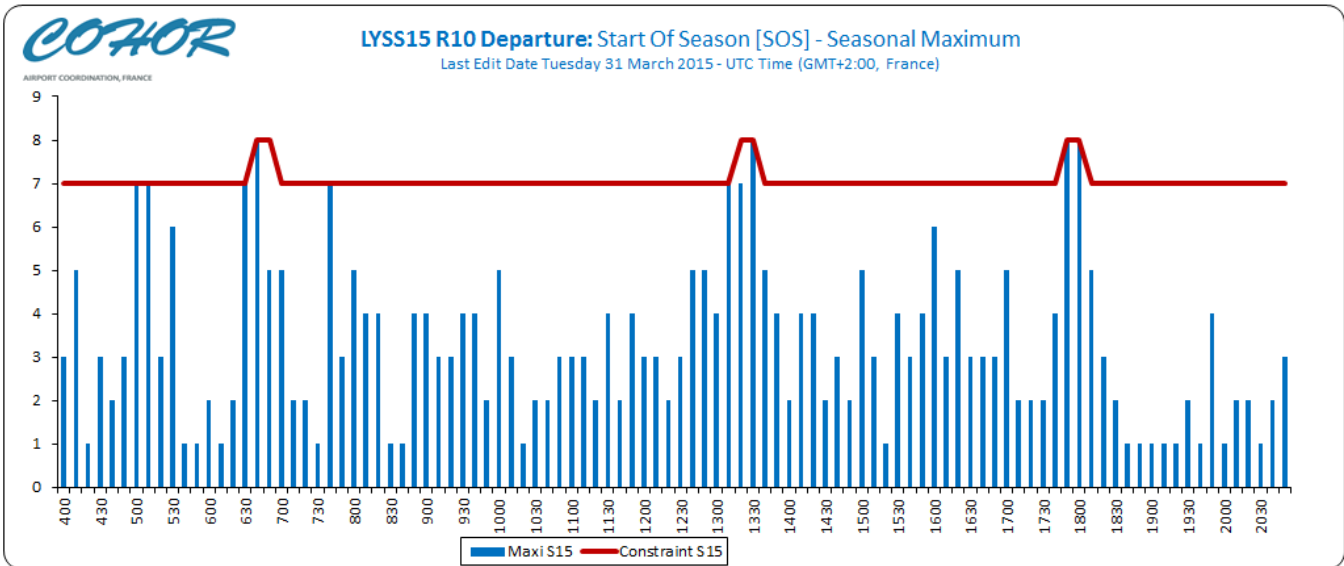


SOS Allocated slots

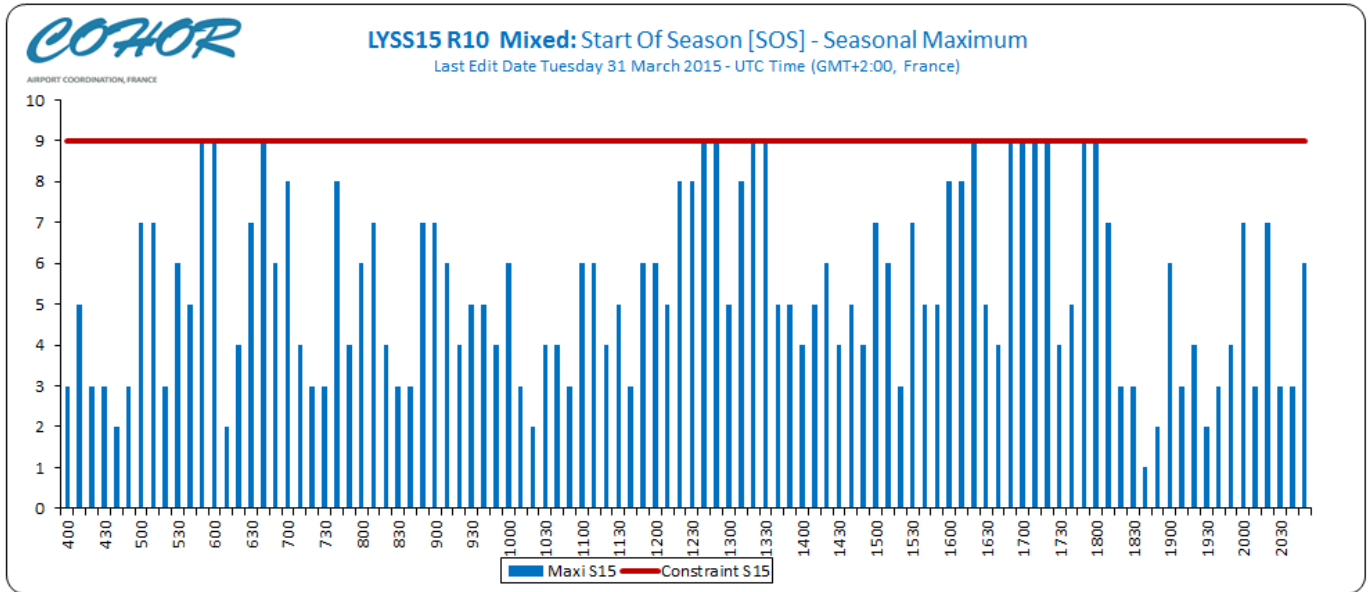
LYS S15 R10 Arrival



LYS S15 R10 Departure



LYS S15 R10 Mixed



Slots allocation by operator

Airline	Total Slot
AEGEAN AIRLINES	270
AER LINGUS	438
AIGLE AZUR TRANSPORTS AERIENS	1 266
AIR ALGERIE	1 942
AIR ARABIA MAROC	210
AIR CORSICA	340
AIR EUROPA	8
AIR FRANCE	6 132
AIR MALTA	120
AIR MEDITERRANEE	724
AIR NOSTRUM	898
AIR SWEDEN AB	26
AIR TRANSAT	168
AUSTRIAN AIRLINES	706
AVANTI AIR	4
BH AIR	6
BRITISH AIRWAYS	1 260
CHALAIR	1 000
CROATIA AIRLINES	48
EASTERN AIRWAYS LIMITED	766
EASYJET AIRLINE	8 868
EASYJET SWITZERLAND	1
EMIRATES	360
EUROPE AIRPOST	1 355
EUROPEAN AIR TRANSPORT	524
FEDEX EXPRESS	478
FLYBE	424
FREE BIRD AIRLINES	110
GERMANIA FLUGGESELLSCHAFT	54
GERMANWINGS	890
HERMES AIRLINES	39
HOP	19 157
IBERIA EXPRESS	404
INTERSKY	2
ISRAIR AIRLINES	8
JETAIRFLY	120
KLM	1 676
LUFTHANSA	3 240
LUXAIR	2
MONARCH AIRLINES	22
MONTENEGRO AIRLINES	56
NEOS	4

Airline	Total Slot
NETJETS TRANSPORTES AEREOS S.A.	1
NOUVELAIR TUNISIE	390
PEGASUS AIRLINES	180
PICHARD EXE HANDLING	10
PRIMERA AIR	311
ROYAL AIR MAROC	714
SN BRUSSELS AIRLINES	1 064
SPACE AERO HANDLING	4
STAR AIR	596
SUNEXPRESS	102
SWISS INTERNATIONAL AIRLINES	1 260
SYPHAX AIRLINES	116
TAILWIND AIRLINES	44
TAP PORTUGAL	1 118
THY TURKISH AIRLINES	842
TNT AIRWAYS	298
TRANSAVIA FRANCE	1 343
TRAVEL SERVICE AIRLINES	340
TUNISAIR	1 246
TWIN-JET	544
VLM AIRLINES	2
VOLOTEA SL	36
VUELING AIRLINES	1 376
WOW Air	46
XL AIRWAYS FRANCE	84