

Paris - Charles de Gaulle Airport

CDG/LFPG

Summer 2015 - Start Of Season Report

Report data extraction date: Monday 30 March 2015

Last modification made on: 03/30/2015

Table of contents

Evolution of allocated slots at the Start Of Season (SOS)	2
Total slots by operator – TOP15	2
Slots distribution per alliance	4
Size of aircraft	5
Allocated slots by destination	6
Geographical distribution of allocated slots	8
Slots distribution by service type	8
CDG – S15 - Airport Coordination Parameters	9
Initial demand	11
SOS Allocated slots	13
Slots allocation by operator	15

The contents of this report may not be reproduced without the written consent of COHOR.

Evolution of allocated slots at the Start Of Season (SOS)

Summer 2015 (30 weeks): 291 049 Allocated Slots

Summer 2014 (30 weeks): 294 933 Allocated Slots

Allocated slots at SOS decreased by ▼ 1,31% from S14 to S15 (on average per week).

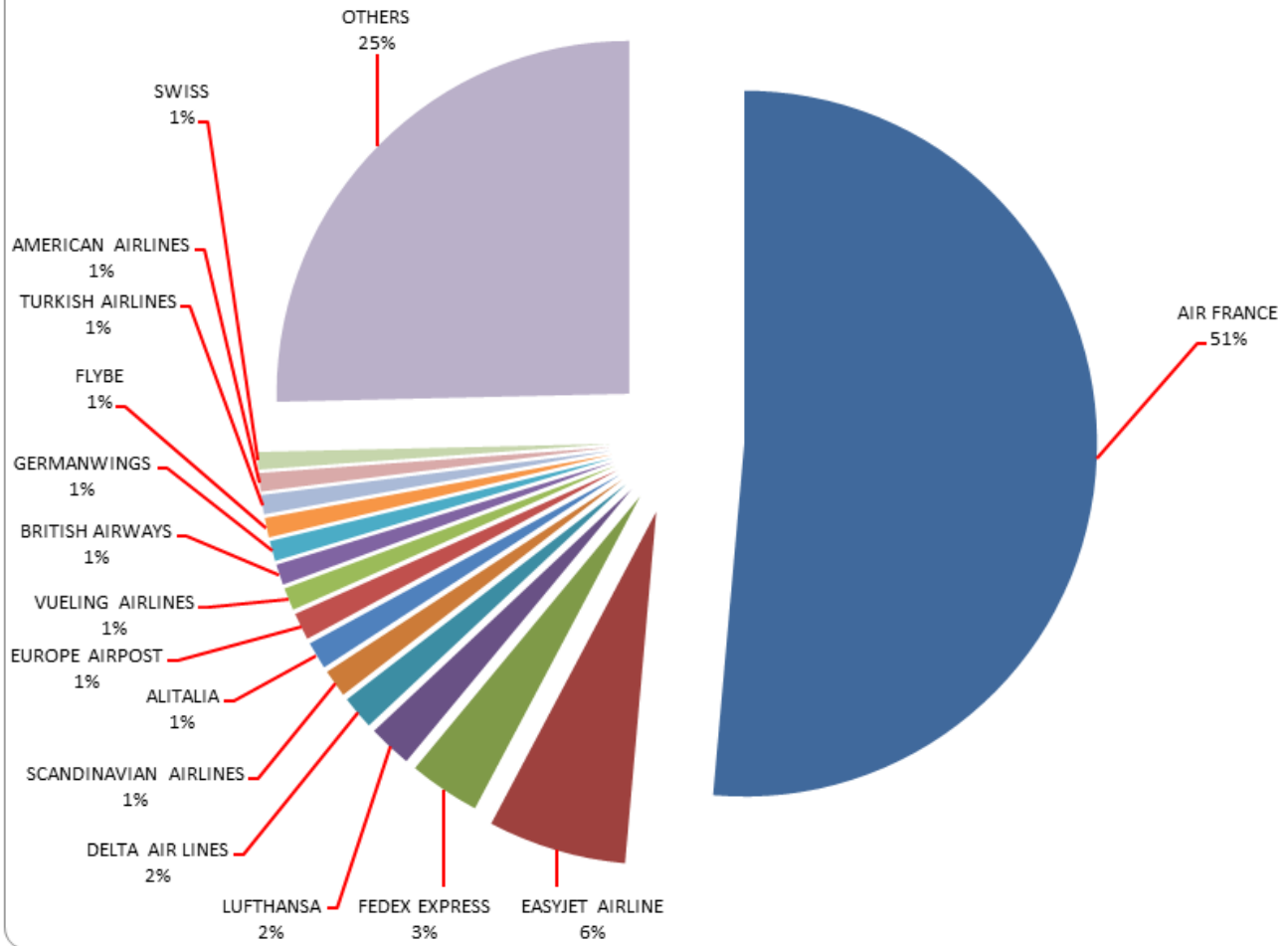
Slots Allocated OK S15: 98,22%

Total slots by operator – TOP15

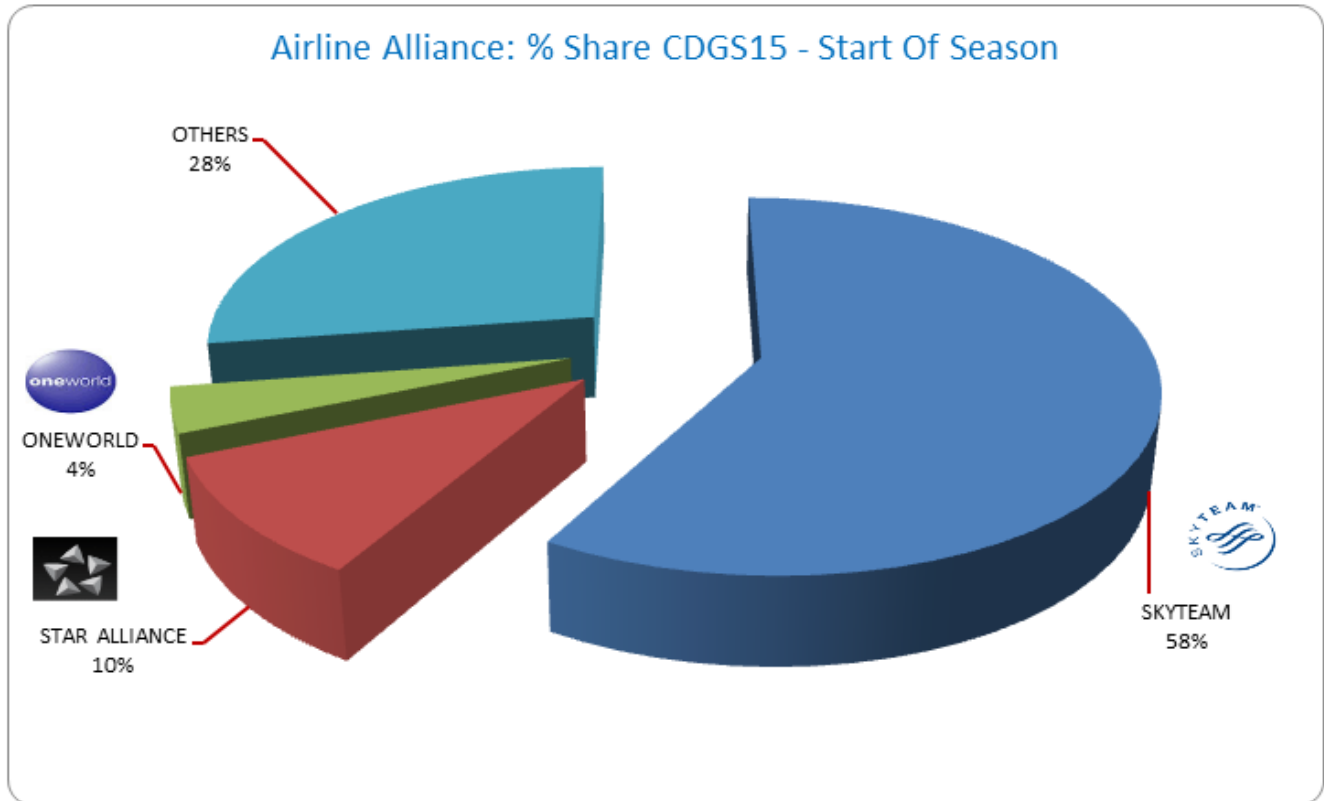
ICAO Code	Airline	S14	%SHARE S14	S15	%SHARE S15	%CHANGE (on average per week)
AFR	AIR FRANCE	149 715	50,76%	149 635	51,41%	-0,05%
EZY	EASYJET AIRLINE	19 227	6,52%	18 448	6,34%	-4,05%
FDX	FEDEX EXPRESS	9 680	3,28%	9 494	3,26%	-1,92%
DLH	LUFTHANSA	8 075	2,74%	5 823	2,00%	-27,89%
DAL	DELTA AIR LINES	4 423	1,50%	4 473	1,54%	1,13%
SAS	SCANDINAVIAN AIRLINES	3 706	1,26%	3 698	1,27%	-0,22%
AZA	ALITALIA	3 660	1,24%	3 660	1,26%	0,00%
FPO	EUROPE AIRPOST	4 872	1,65%	3 620	1,24%	-25,70%
VLG	VUELING AIRLINES	1 734	0,59%	3 000	1,03%	73,01%
BAW	BRITISH AIRWAYS	2 684	0,91%	2 760	0,95%	2,83%
GWJ	GERMANWINGS	1 326	0,45%	2 684	0,92%	102,41%
BEE	FLYBE	3 012	1,02%	2 616	0,90%	-13,15%
THY	THY TURKISH AIRLINES	2 192	0,74%	2 550	0,88%	16,33%
AAL	AMERICAN AIRLINES	2 237	0,76%	2 440	0,84%	9,07%
AEE	AEGEAN AIRLINES	1 788	0,61%	2 326	0,80%	30,09%
	OTHERS	76 602	25,97%	73 822	25,36%	-3,63%
	GRAND TOTAL	294 933	100,00%	291 049	100,00%	-1,32%
	Part of AF/KL Group*	152 265	51,63%	150 992	51,88%	

* AIRFRANCE - AIRLINAIR - BRITAIR - HOP - KLM - REGIONAL - TRANSVIAFRANCE - TRANSVIAHOLLANDE

CDGS15 Start Of Season - Distribution by Airline



Slots distribution per alliance



ONEWORLD - Members Airlines (source : fr.oneworld.com 31Mar15)

AIR BERLIN - AMERICAN AIRLINES - BRITISH AIRWAYS - CATHAY PACIFIC - FINNAIR - IBERIA - JAPAN AIRLINES - LAN - MALAYSIA AIRLINES - QANTAS - QATAR AIRWAYS - ROYAL JORDANIAN - S7 AIRLINES - Sri Lankan Airlines - TAM

SKYTEAM - Members Airlines (www.skyteam.com 31Mar15)

AEROFLOT - AEROLINEAS ARGENTINAS - AEROMEXICO - AIREUROPA - AIRFRANCE - ALITALIA - CHINA AIRLINES - CHINA EASTERN - CHINA SOUTHERN - CZECH AIRLINES - DELTA - GARUDA INDONESIA - KENYA AIRWAYS - KLM - KOREAN AIR - MEA - SAUDIA - TAROM - VIETNAM AIRLINES - XIAMENAIR

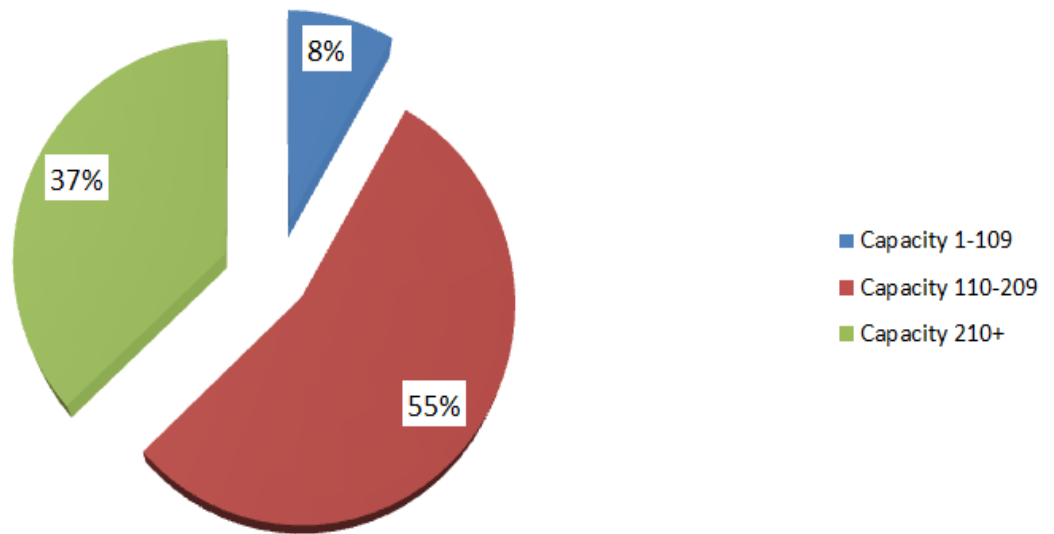
STAR ALLIANCE - Members Airlines (source : www.staralliance.com 31Mar15)

ADRIA - AEGEAN - AIR CANADA - AIR CHINA - AIR INDIA - AIR NEW ZEALAND - ANA - ASIANA AIRLINES - AUSTRIAN - AVIANCA TACA - BRUSSELS AIRLINES - COPAAIRLINES - CROATIA AIRLINES - EGYPTAIR - ETHIOPIAN - EVA AIR - LOT POLISH AIRLINES - LUFTHANSA - SCANDINAVIAN AIRLINES - SHENZHEN AIRLINES - SINGAPORE AIRLINES - SOUTH AFRICAN AIRWAYS - SWISS - TAP PORTUGAL - THAI - TURKISH AIRLINES - UNITED

Size of aircraft

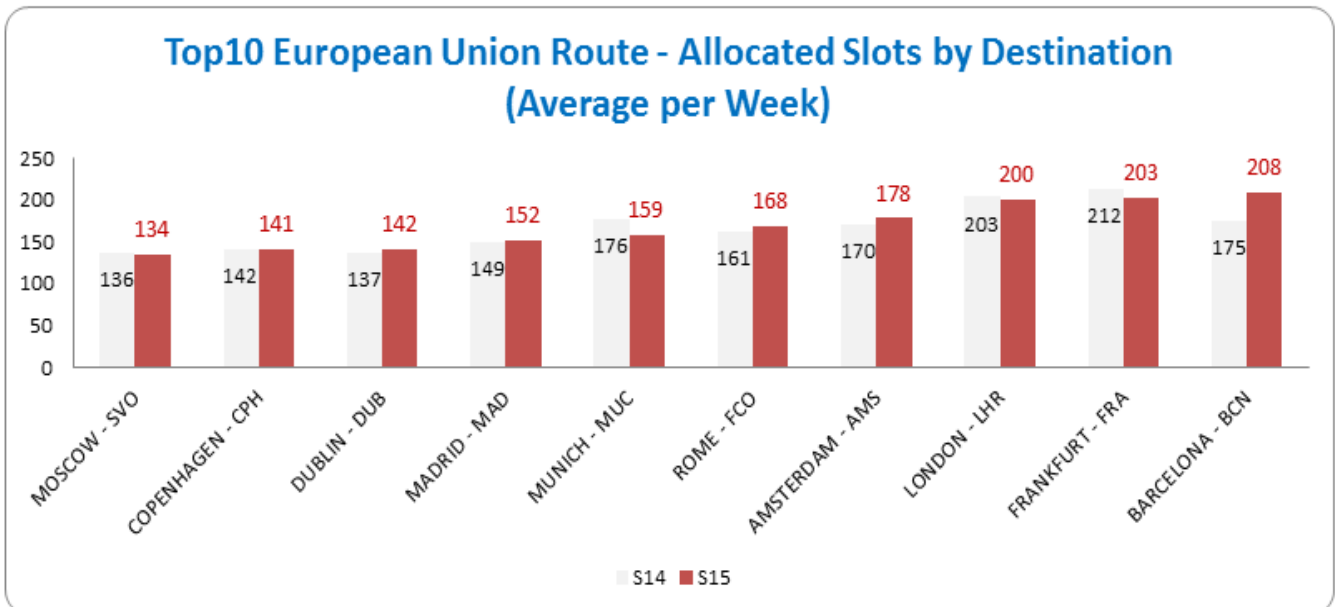
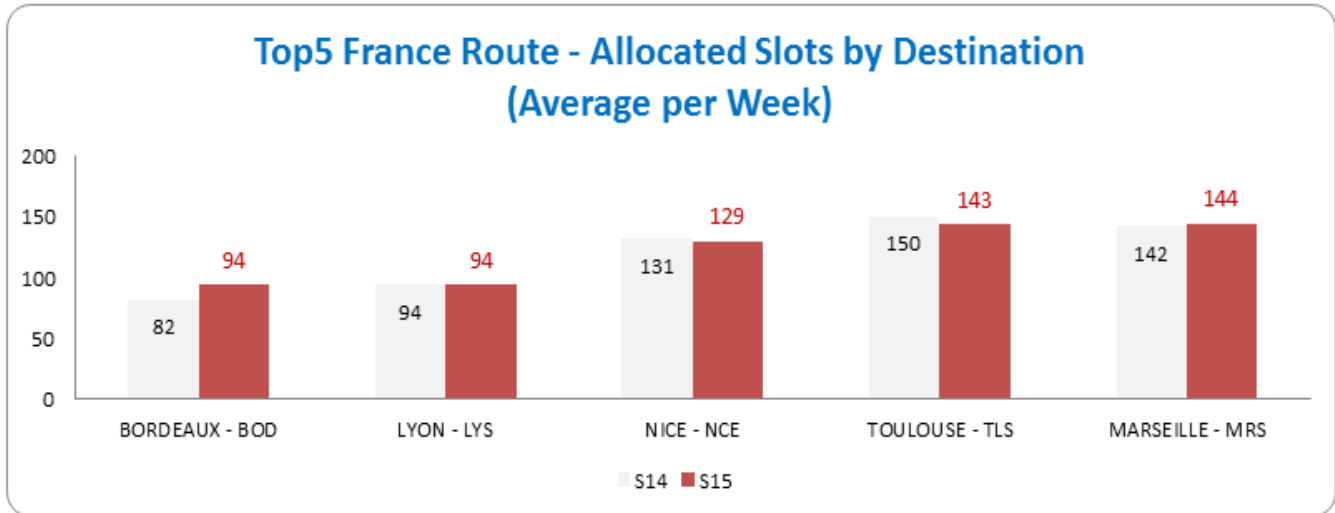
	S14	S15	Evolution
Average Size of Aircraft (Seats)	182	183	0,7%
Total Passenger Seat Offer	49 948 364	49 780 789	-0,3%

CDGS15: Passenger Aircraft Size Distribution

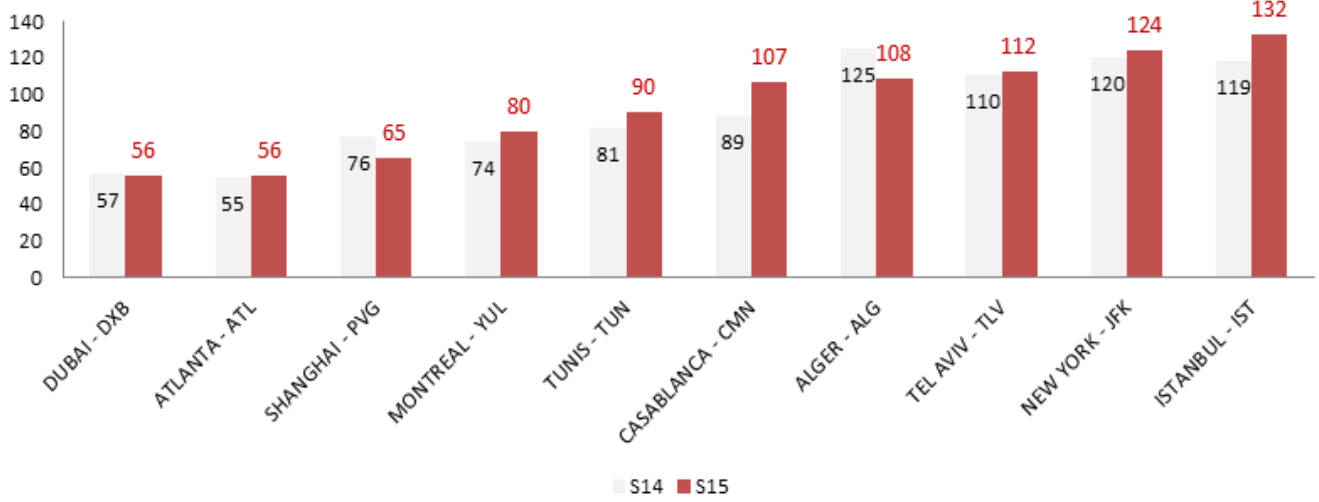


Allocated slots by destination

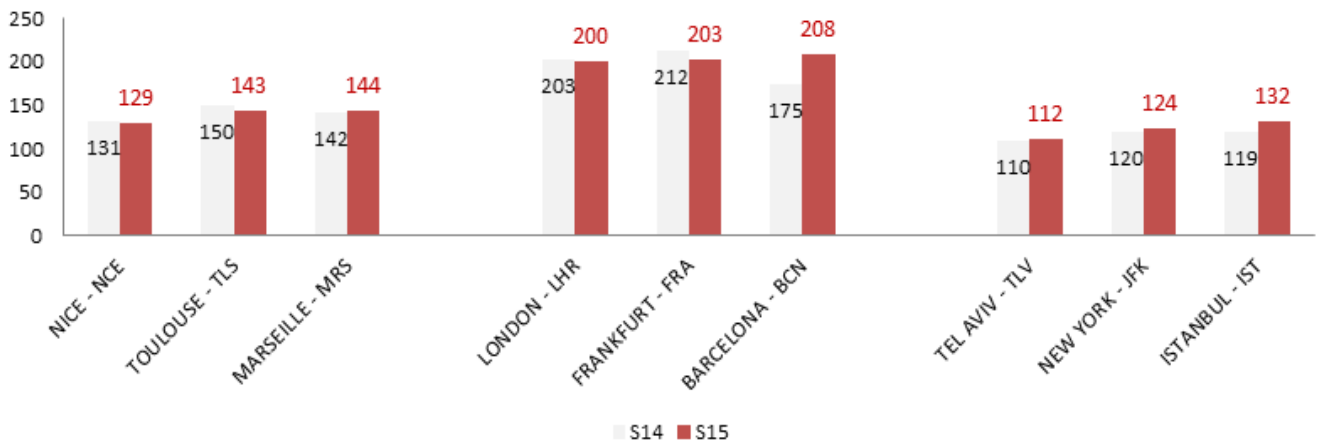
(CDGS15 vs CDGS14)



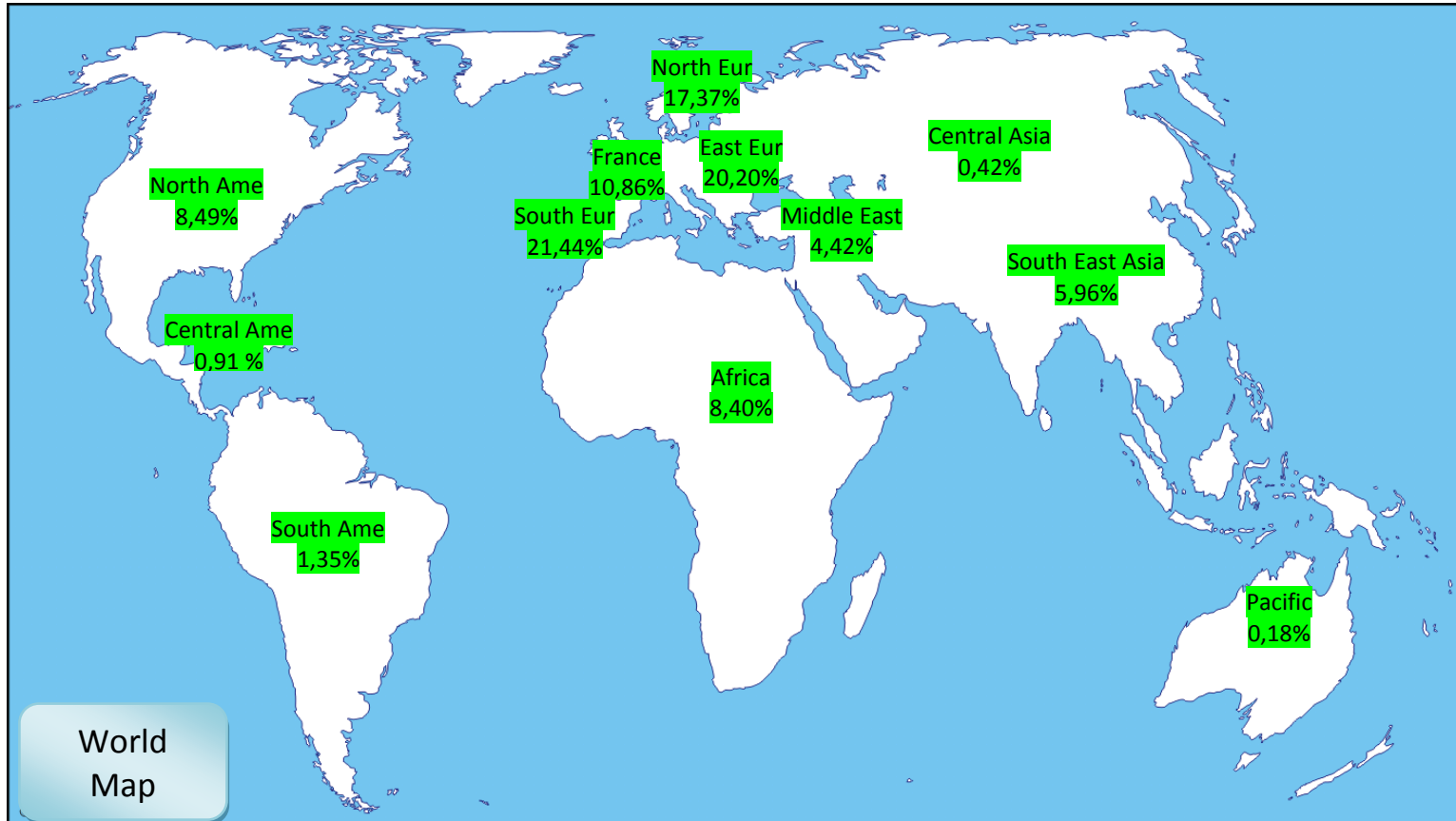
Top10 International Route - Allocated Slots by Destination (Average per Week)



Comparison of first 3 destinations for each group Allocated Slots by Destination (Average per Week)



Geographical distribution of allocated slots



Slots distribution by service type

Group Services for All Destinations	S15	S14
Regular Services	91,75%	90,88%
Freight Services	5,91%	6,18%
Charter Services	1,79%	2,32%
Technical Services	0,53%	0,62%
GA/BA Services	0,01%	0,00%
Special Services	0,003%	0,001%

CDG – S15 - Airport Coordination Parameters

- **Runway scheduling limits :**

Order of october 07th,2014 updating the modified order of october 19th, 1999 set the airport capacity of Paris-Charles-de-Gaulle :

CDG RUNWAY CAPACITY S15						
Local time	Arrivals /10 min.	Arrivals /hour	Departures /10 min.	Departures /hour	Total /hour	Local time
00:00-00:59	7	30	7	25	40	00:00-00:59
01:00-01:59	7	20	7	25	40	01:00-01:59
02:00-02:59	7	20	7	20	32	02:00-02:59
03:00-03:59	7	20	7	20	32	03:00-03:59
04:00-04:59	7	20	7	20	32	04:00-04:59
05:00-05:59	7	30	7	25	40	05:00-05:59
06:00-06:59	10*	41	7	38	67	06:00-06:59
07:00-07:59	11	48	12	66	103	07:00-07:59
08:00-08:59	12	62	11,5	62	107	08:00-08:59
09:00-09:59	11,5	62	12,5	62	118	09:00-09:59
10:00-10:59	11,5	60	12	67	111	10:00-10:59
11:00-11:59	11,5	61	12	63	112	11:00-11:59
12:00-12:59	11,5	54	12	63	110	12:00-12:59
13:00-13:59	11,5	55	12,5	69	109	13:00-13:59
14:00-14:59	12	58	11,5	63	105	14:00-14:59
15:00-15:59	12	56	12	65	108	15:00-15:59
16:00-16:59	11	56	12	63	107	16:00-16:59
17:00-17:59	12	61	11,5	62	107	17:00-17:59
18:00-18:59	12	60	12	62	111	18:00-18:59
19:00-19:59	12	59	11,5	62	109	19:00-19:59
20:00-20:59	12	56	12	64	108	20:00-20:59
21:00-21:59	11,5	53	12	53	97	21:00-21:59
22:00-22:59	11	45	11	41	79	22:00-22:59
23:00-23:59	8	40	10	30	62	23:00-23:59

“10*” means that, during the corresponding hour, a maximum of 11 movements can be scheduled for one period of 10 minutes while a maximum of 10 movements can be scheduled for the five other periods of 10 minutes, provided that the other constraints in the corresponding hour are not exceeded.

“11,5” means that, during the corresponding hour, a maximum of 12 movements can be scheduled for three periods of 10 minutes while a maximum of 11 movements can be scheduled for the three other periods of 10 minutes, provided that the other constraints in the corresponding hour are not exceeded.

“12” means that, during the corresponding hour, a maximum of 13 movements can be scheduled for one period of 10 minutes while a maximum of 12 movements can be scheduled for the five other periods of 10 minutes, provided that the other constraints in the corresponding hour are not exceeded.

Terminal constraints :

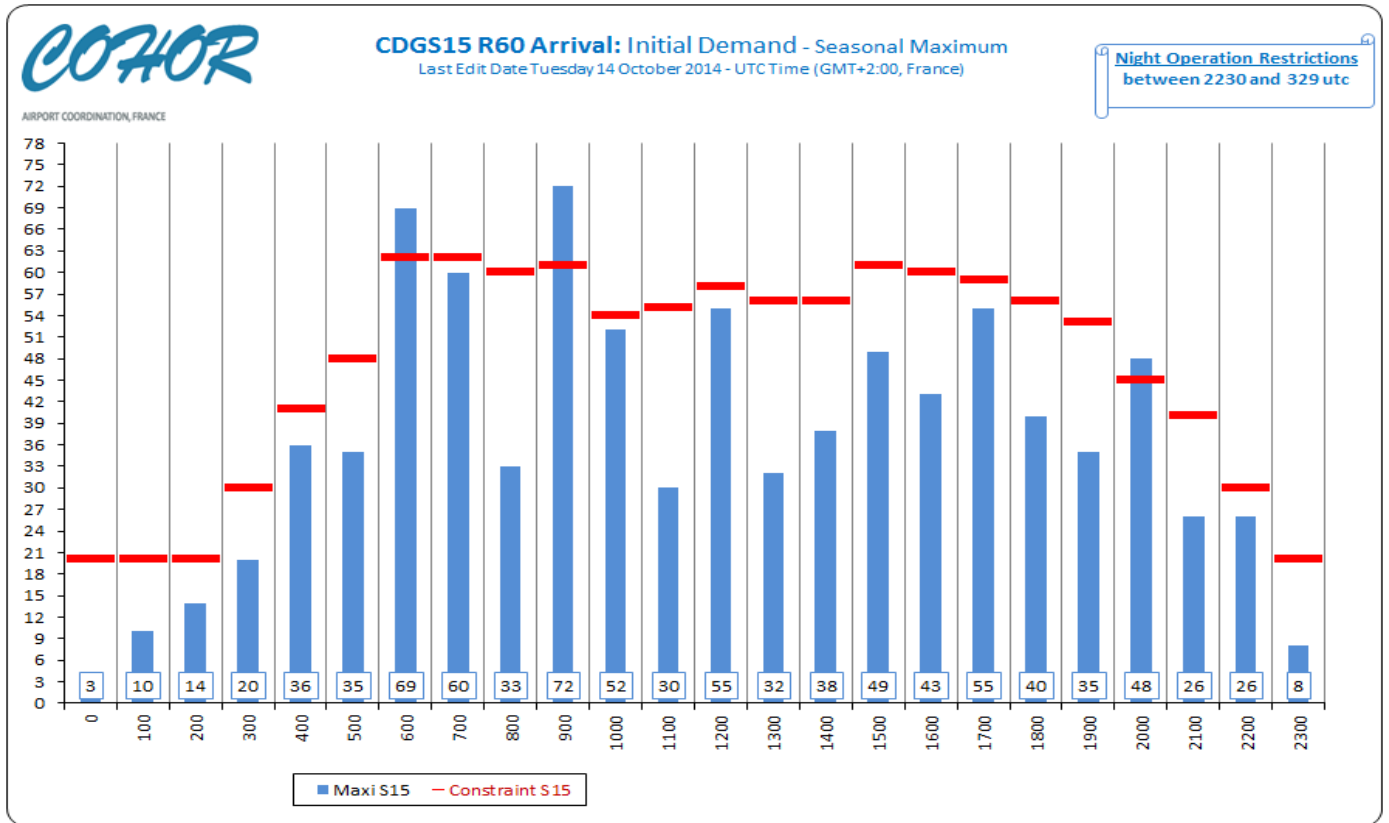
The maximum departing passenger flows per hour by terminal are :

Terminal 1 : 1950
Terminal 2A : 900
Terminal 2C : 900
Terminal 2D : 1200
Terminal 2F : 2800
Terminal 2G : 700
Terminal 2E : 5400
Terminal 3 : 1000

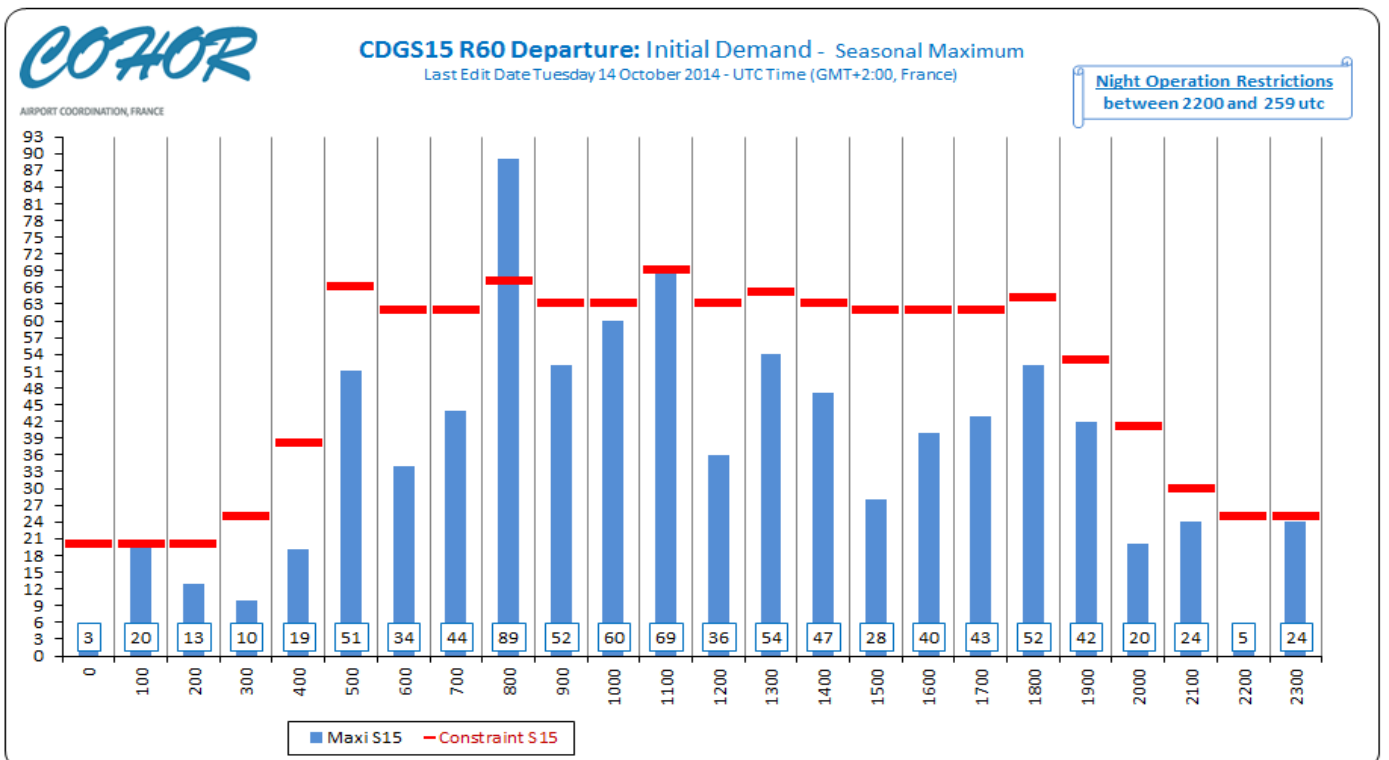
These constraints are implemented by COHOR to warn carriers of possible difficulties in CDG terminals. Cooperation between these carriers and Aéroports de Paris is required to find solutions.

Initial demand

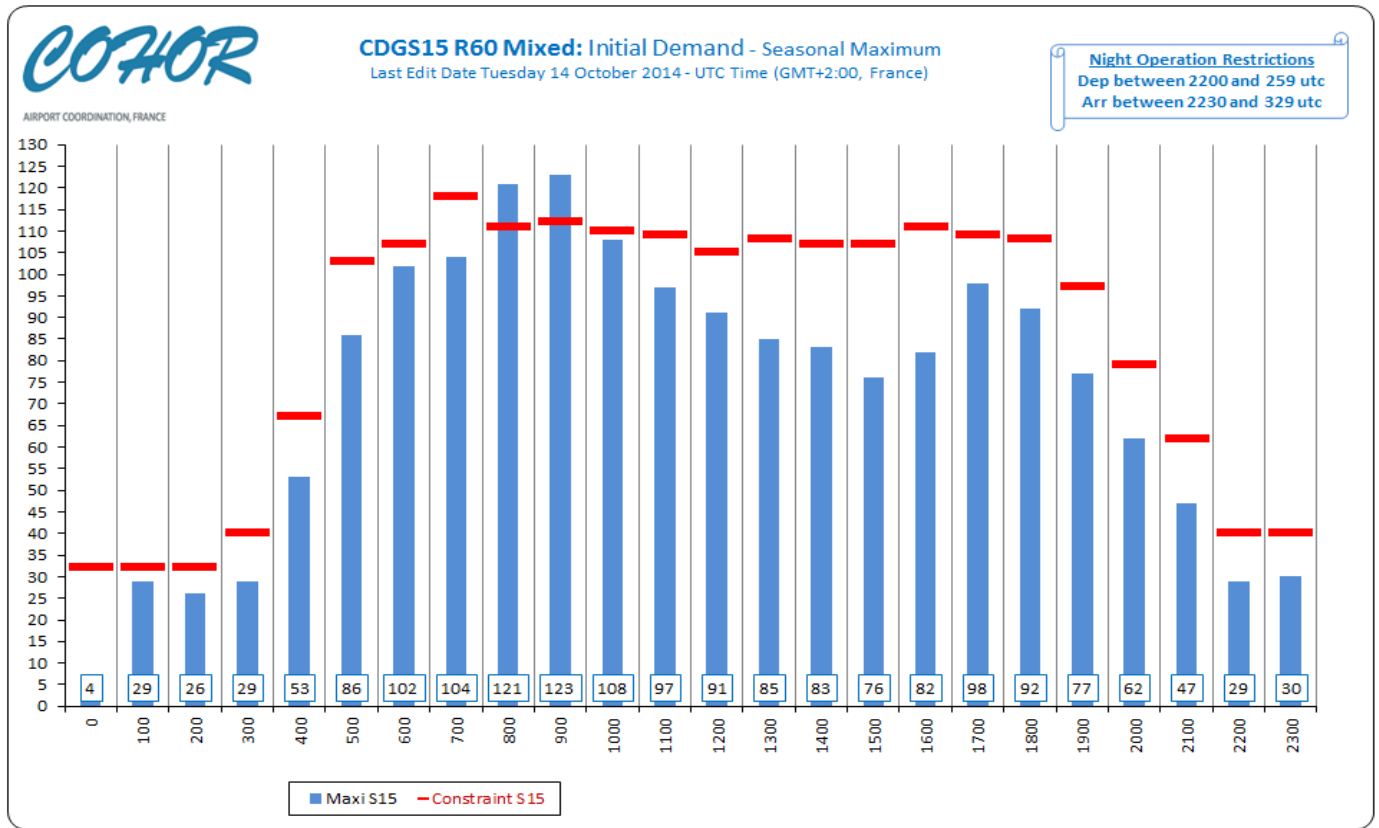
CDG S15 R60 Arrival



CDG S15 R60 Departure

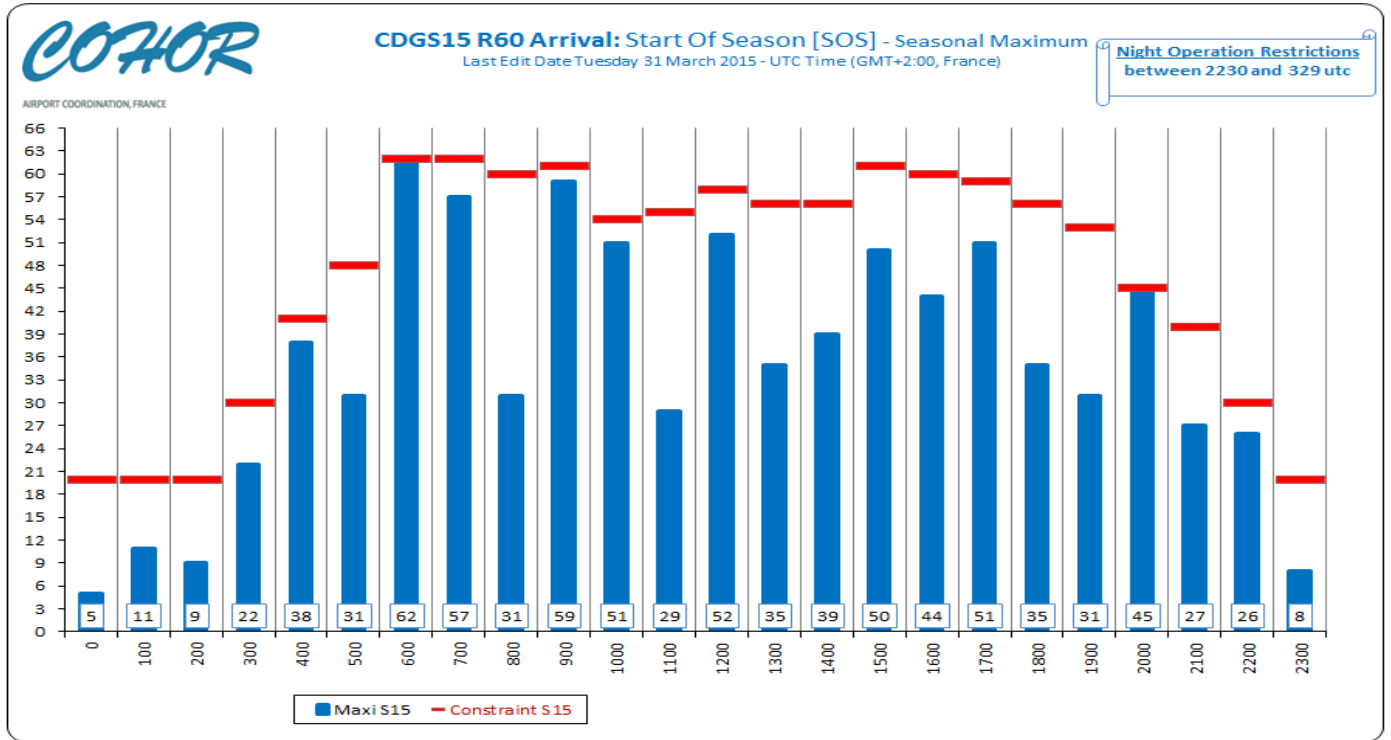


CDG S15 R60 Mixed

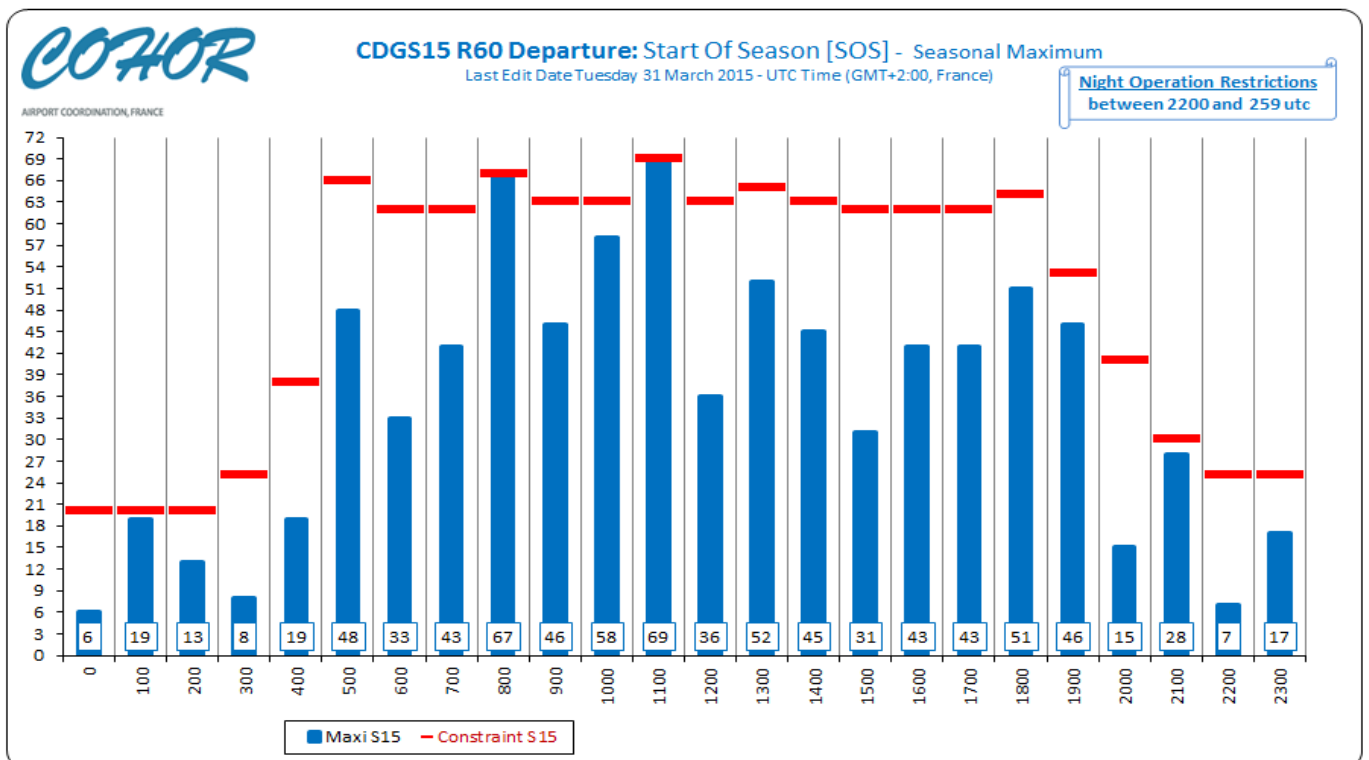


SOS Allocated slots

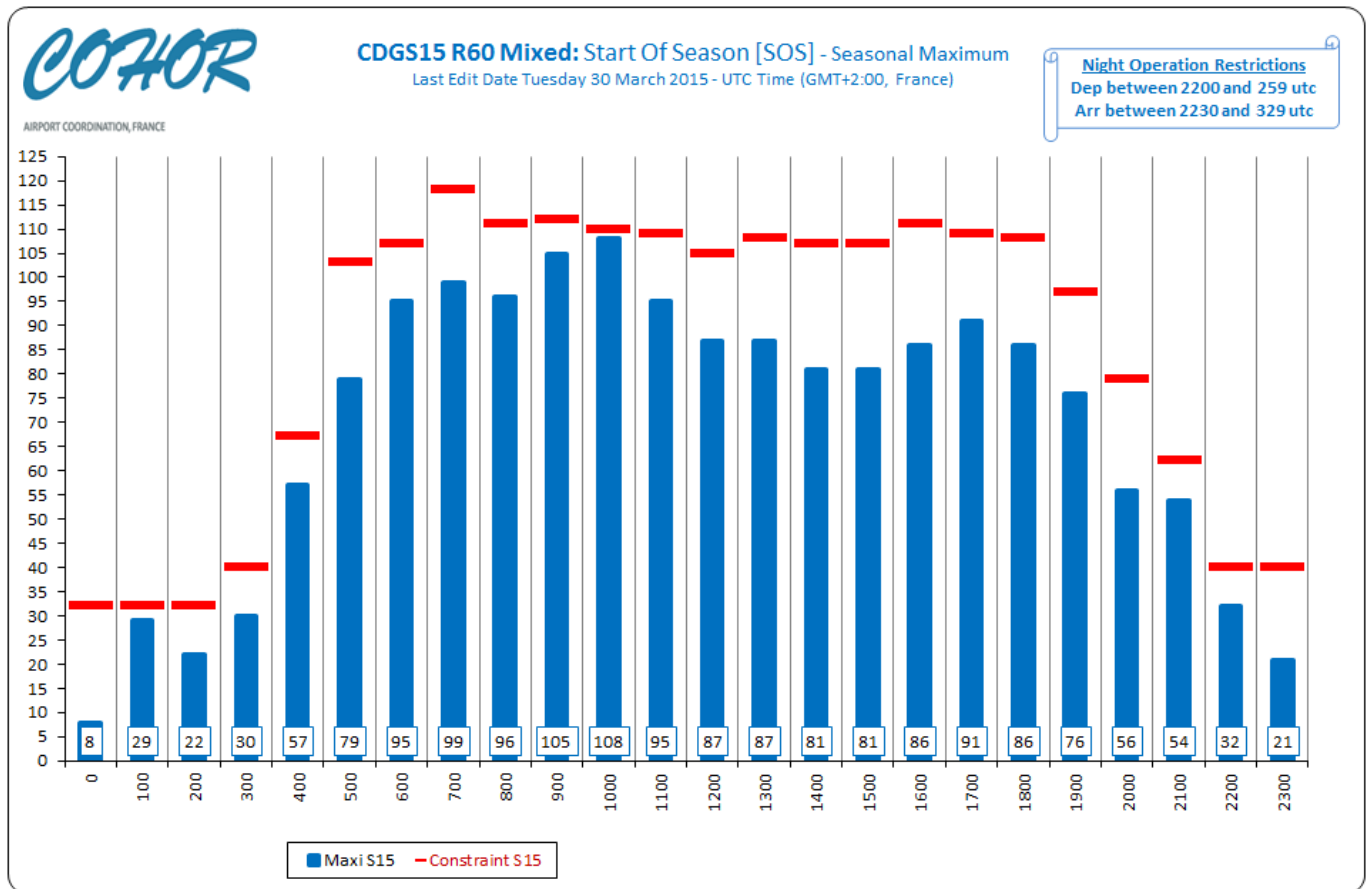
CDG S15 R60 Arrival



CDG S15 R60 Departure



CDG S15 R60 Mixed



Slots allocation by operator

Airline	Total Slot
ADRIA AIRWAYS	602
AEGEAN AIRLINES	2 326
AER LINGUS	2 278
AEROFLOT RUSSIAN AIRLINES	2 098
AEROMEXICO	420
AIGLE AZUR TRANSPORTS AERIENS	93
AIR ALGERIE	2 060
AIR ARMENIA	82
AIR ASTANA JSC	180
AIR AUSTRAL	649
AIR BALTIC	556
AIR CAIRO	125
AIR CANADA	1 252
AIR CHINA	1 012
AIR DOLOMITI	4
AIR EUROPA	1 684
AIR EXPLORE	4
AIR FRANCE	149 635
AIR FRANCE HANDLING	4
AIR GREENLAND	4
AIR INDIA	420
AIR LITUANICA	240
AIR MADAGASCAR	272
AIR MAURITIUS	500
AIR MEDITERRANEE	1 727
AIR NOSTRUM	226
AIR SEYCHELLES	232
AIR TAHITI NUI	352
AIR TRANSAT	1 126
AIRBRIDGE CARGO	240
AirSERBIA	420
ALBA STAR	4
ALITALIA	3 660
ALL NIPPON AIRWAYS	840
AMC AVIATION	124
AMERICAN AIRLINES	2 440
ARKIA ISRAELI AIRLINES	290
ASIANA AIRLINES	300
ASSISTANCE EUROPE HANDLING	26
ASTRA AIRLINES	66
ATLASJET	292
AUSTRIAN AIRLINES	1 264

Airline	Total Slot
AZERBAIJAN AIRLINES	266
BELAVIA BELARUSSIAN AIRLINES	240
BH AIR	38
BLUE PANORAMA AIRLINES	4
BMI REGIONAL	570
BRITISH AIRWAYS	2 760
BULGARIA AIR	46
CAMAIR-CO	342
CARPATAIR	11
CATHAY PACIFIC	704
CHINA EASTERN AIRLINES	1 010
CHINA SOUTHERN AIRLINES	569
CITYJET	4
CORENDON AIRLINES	100
CORSAIR	60
CROATIA AIRLINES	840
CSA CZECH AIRLINES	1 414
DELTA AIR LINES	4 473
DREAMJET	412
EASTERN AIRWAYS LIMITED	2
EASYJET AIRLINE	18 448
EAir - Equatorial Congo Airlines	418
EGYPTAIR	638
EL AL	1 504
EMIRATES	1 260
ENTER AIR	24
ESTONIAN AIR	180
ETHIOPIAN AIRLINES	672
ETIHAD AIRWAYS	842
EUROLOT	158
EUROPE AIRPOST	3 620
EUROPEAN AIR TRANSPORT	1 448
EVA AIR	240
EVELOPAIR	14
FEDEX EXPRESS	9 494
FINNAIR	2 158
FLYBE	2 616
FLYLAL	18
FREE BIRD AIRLINES	226
GERMANIA FLUGGESELLSCHAFT	16
GERMANWINGS	2 684
GO2SKY, S.R.O.	6
GULFAIR	420
HAINAN AIRLINES	180
HERMES AIRLINES	96
HIFLY AIRLINES	1

Airline	Total Slot
HOP	80
IBERIA EXPRESS	96
ICELANDAIR	870
ISRAIR AIRLINES	24
JAPAN AIRLINES	840
JET AIRWAYS (INDIA) Private Limited	420
JET TIME	2
JET2.COM	242
JETAIRFLY	970
KENYA AIRWAYS	182
KLM	1 260
KOREAN AIR	583
KUWAIT AIRWAYS	239
LOT POLISH AIRLINES	1 244
LUFTHANSA	5 823
LUXAIR	855
MALAYSIA AIRLINES	420
MERIDIANA FLY SPA	138
MIDDLE EAST AIRLINES	840
MISTRAL AIR	8
MNG AIRLINES	414
MONTENEGRO AIRLINES	418
NEOS	8
NETJETS TRANSPORTES AEREOS S.A.	2
NEW LIVINGSTON SPA	1
NIKI	722
NOUVELAIR TUNISIE	1 382
OMAN AIR	240
ONUR AIR	430
PAKISTAN INTERNATIONAL AIRLINES	180
PAN EUROPEENNE AIR SERVICE	17
PEGASUS AIRLINES	60
PRIMERA AIR	742
PRIVILEGE STYLE LINEAS AREAS	2
QATAR AIRWAYS	1 380
ROYAL AIR MAROC	1 196
ROYAL JORDANIAN AIRLINES	424
SAUDI ARABIAN AIRLINES	718
SCANDINAVIAN AIRLINES	3 698
SIAVIA	2
SINGAPORE AIRLINES	420
SMALL PLANET AIRLINES	4
SN BRUSSELS AIRLINES	1 164
SRILANKAN AIRLINES	240
STAR AIR	598
SUNEXPRESS	192

Airline	Total Slot
SUNEXPRESS DEUTSCHLAND	6
SURINAM AIRWAYS	2
SWISS INTERNATIONAL AIRLINES	2 078
SYPHAX AIRLINES	842
TAILWIND AIRLINES	6
TAM LINHAS AEREAS	422
TAROM	824
THAI AIRWAYS	420
THY TURKISH AIRLINES	2 550
TITAN AIRWAYS	4
TNT AIRWAYS	926
TRADE AIR	4
TRANS AEREOS DE CABO VERDE	210
TRANSAERO AIRLINES	2
TRANSAVIA AIRLINES	4
TRANSAVIA FRANCE	17
TRAVEL SERVICE AIRLINES	1 205
TUNISAIR	353
TURKMENISTAN AIRLINES	74
UKRAINE INTL AIRLINES	575
UNITED AIRLINES	2 244
UNITED PARCEL SERVICE	600
US AIRWAYS	840
UZBEKISTAN AIRWAYS	146
VIETNAM AIRLINES	558
VLM AIRLINES	4
VOLOTEA SL	6
VUELING AIRLINES	3 000
WDL AVIATION	4
WELCOME AIR	2
WOW Air	374
XL AIRWAYS FRANCE	1 500
YEMENIA	82