

Nice Côte d'Azur Airport NCE/LFMN

Winter 2014 - Start Of Season Report

Report data extraction date: Monday 27 October 2014

Last modification made on:

Table of contents

Evolution of allocated slots at the Start Of Season (SOS)	2
Total slots by operator – TOP15	2
Slots distribution per alliance.....	4
Size of aircraft.....	5
Allocated slots by destination	6
Geographical distribution of allocated slots.....	8
Slots distribution by service type	9
NCE – W14 - Airport Coordination Parameters	10
Initial demand	11
SOS Allocated slots	13
Slots allocation by operator	16

The contents of this report may not be reproduced without the written consent of COHOR.

Evolution of allocated slots at the Start Of Season (SOS)

Winter 2014 (22 weeks): 34 980 Allocated Slots

Winter 2013 (22 weeks): 35 316 Allocated Slots

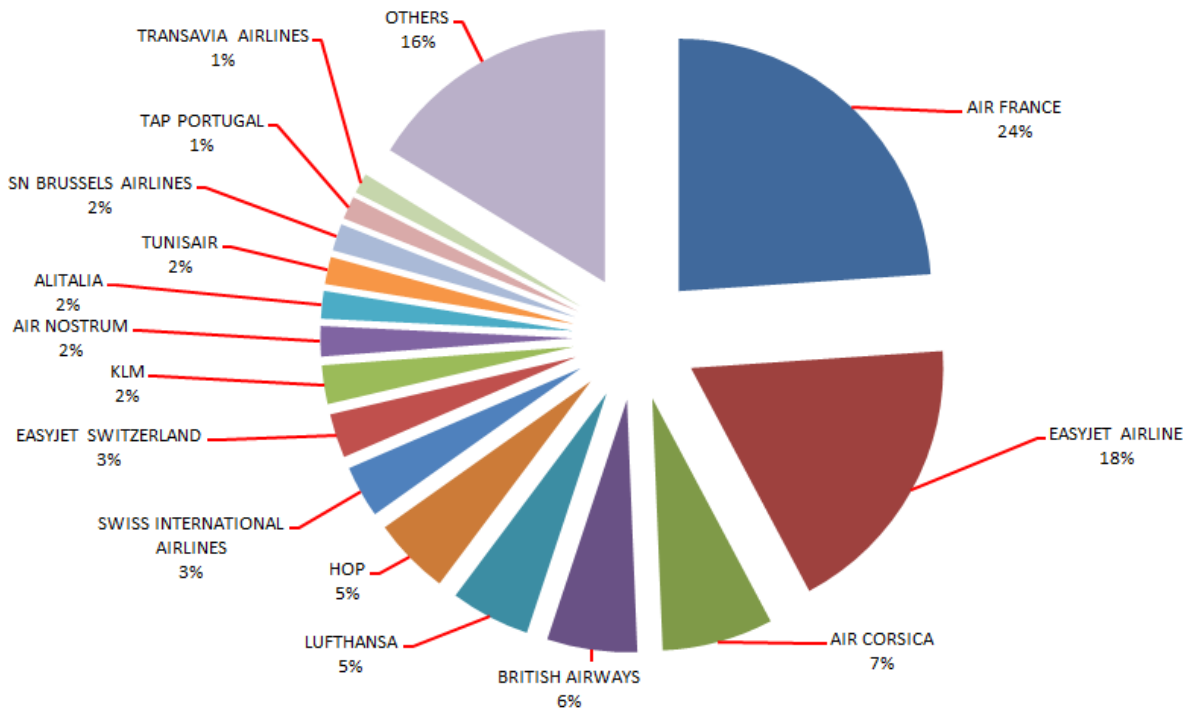
Allocated slots at SOS decreased by **0,95%** from W13 to W14 (on average per week).

Total slots by operator – TOP15

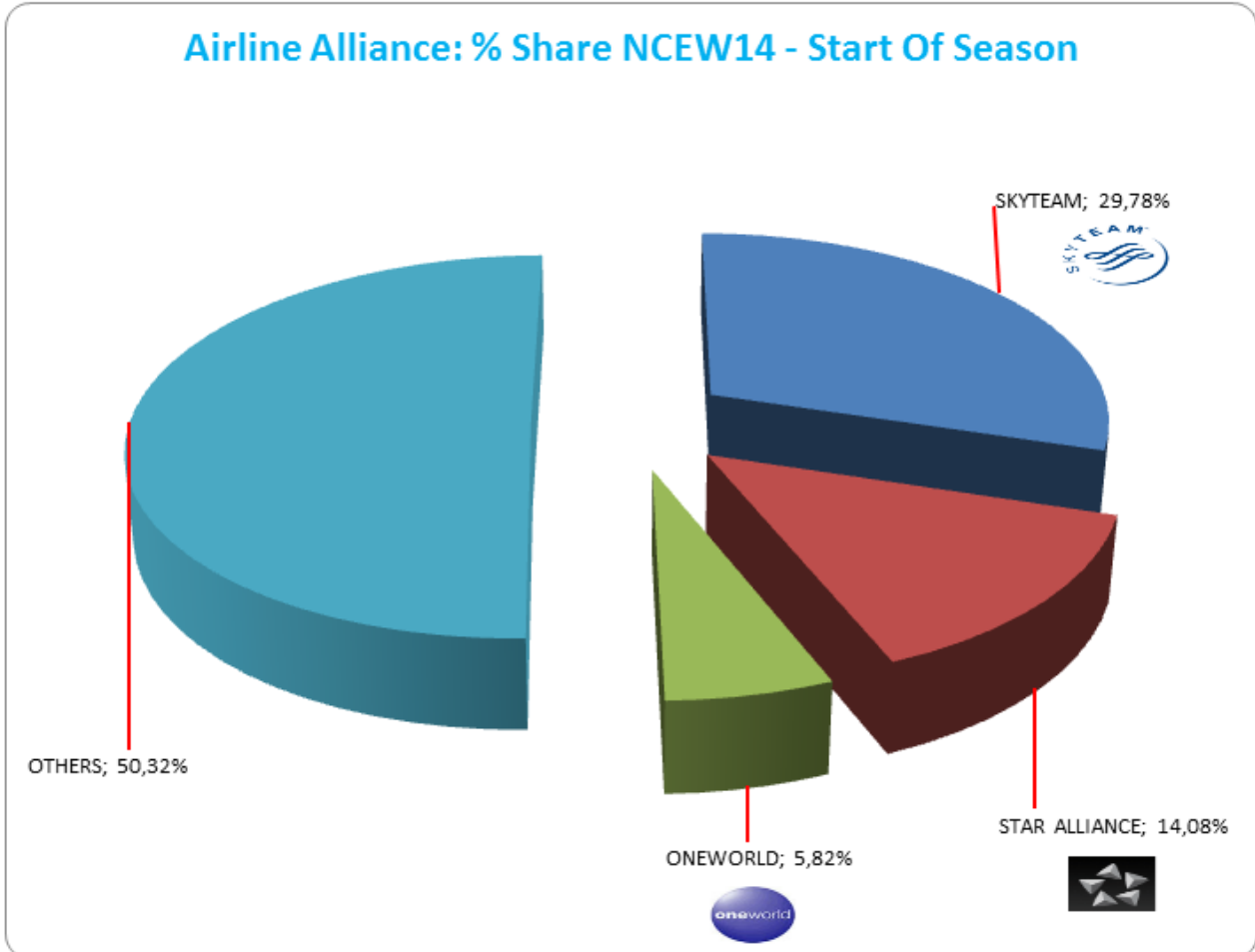
ICAO Code	Airline	W13	%SHARE W13	W14	%SHARE W14	%CHANGE (on average per week)
AFR	AIR FRANCE	8 414	23,82%	8 369	23,93%	-0,53%
EZY	EASYJET AIRLINE	5 931	16,79%	6 404	18,31%	7,98%
CCM	AIR CORSICA	2 494	7,06%	2 488	7,11%	-0,24%
BAW	BRITISH AIRWAYS	1 981	5,61%	2 018	5,77%	1,87%
DLH	LUFTHANSA	1 832	5,19%	1 784	5,10%	-2,62%
HOP	HOP	1 976	5,60%	1 738	4,97%	-12,04%
SWR	SWISS INTERNATIONAL AIRLINES	1 602	4,54%	1 168	3,34%	-27,09%
EZS	EASYJET SWITZERLAND	1 136	3,22%	990	2,83%	-12,85%
KLM	KLM	828	2,34%	867	2,48%	4,71%
ANE	AIR NOSTRUM	648	1,83%	678	1,94%	4,63%
AZA	ALITALIA	618	1,75%	616	1,76%	-0,32%
TAR	TUNISAIR	608	1,72%	612	1,75%	0,66%
BEL	SN BRUSSELS AIRLINES	616	1,74%	604	1,73%	-1,95%
TAP	TAP PORTUGAL	527	1,49%	513	1,47%	-2,66%
TRA	TRANSAVIA AIRLINES	500	1,42%	452	1,29%	-9,60%
	OTHERS	5 605	15,87%	5 679	16,23%	1,32%
	GRAND TOTAL	35 316	100,00%	34 980	100,00%	-0,95%
	Part of AF/KL Group*	11 218	31,76%	10 978	31,38%	-2,14%

* AIRFRANCE - AIRLINAIR - BRITAIR - HOP - KLM - REGIONAL - TRANSAVIAFRANCE - TRANSAVIAHOLLANDE

NCE W14 Start Of Season - Distribution by Airline



Slots distribution per alliance



ONEWORLD - Members Airlines (source : fr.oneworld.com 27Oct14)

AIR BERLIN - AMERICAN AIRLINES - BRITISH AIRWAYS - CATHAY PACIFIC - FINNAIR - IBERIA - JAPAN AIRLINES - LAN - MALAYSIA AIRLINES - QANTAS - QATAR AIRWAYS - ROYAL JORDANIAN - S7 AIRLINES - Sri Lankan Airlines - TAM

SKYTEAM - Members Airlines (source : www.skyteam.com 27Oct14)

AEROFLOT - AEROLINEAS ARGENTINAS - AEROMEXICO - AIREUROPA - AIRFRANCE - ALITALIA - CHINA AIRLINES - CHINA EASTERN - CHINA SOUTHERN - CZECH AIRLINES - DELTA - GARUDA INDONESIA - KENYA AIRWAYS - KLM - KOREAN AIR - MEA - SAUDIA - TAROM - VIETNAM AIRLINES - XIAMENAIR

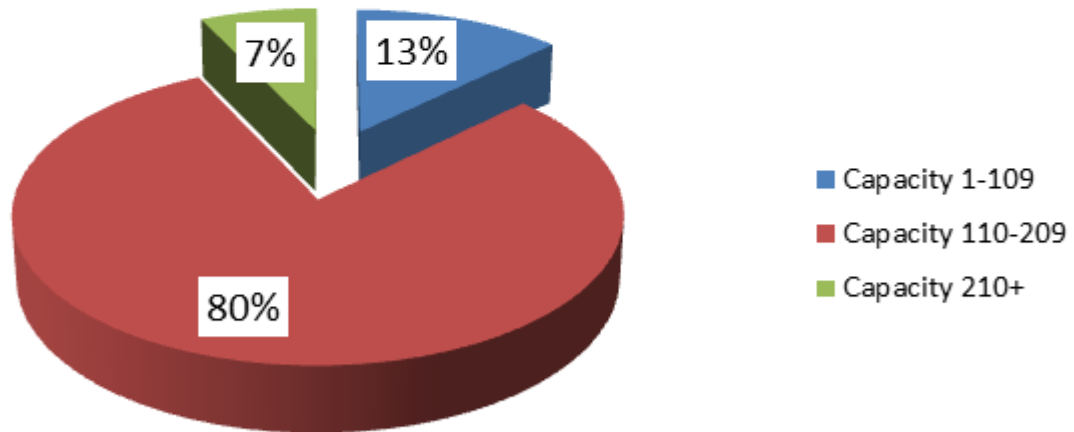
STAR ALLIANCE - Members Airlines (source : www.staralliance.com 27Oct14)

ADRIA - AEGEAN - AIR CANADA - AIR CHINA - AIR INDIA - AIR NEW ZEALAND - ANA - ASIANA AIRLINES - AUSTRIAN - AVIANCA TACA - BRUSSELS AIRLINES - COPAAIRLINES - CROATIA AIRLINES - EGYPTAIR - ETHIOPIAN - EVA AIR - LOT POLISH AIRLINES - LUFTHANSA - SCANDINAVIAN AIRLINES - SHENZHEN AIRLINES - SINGAPORE AIRLINES - SOUTH AFRICAN AIRWAYS - SWISS - TAP PORTUGAL - THAI - TURKISH AIRLINES - UNITED

Size of aircraft

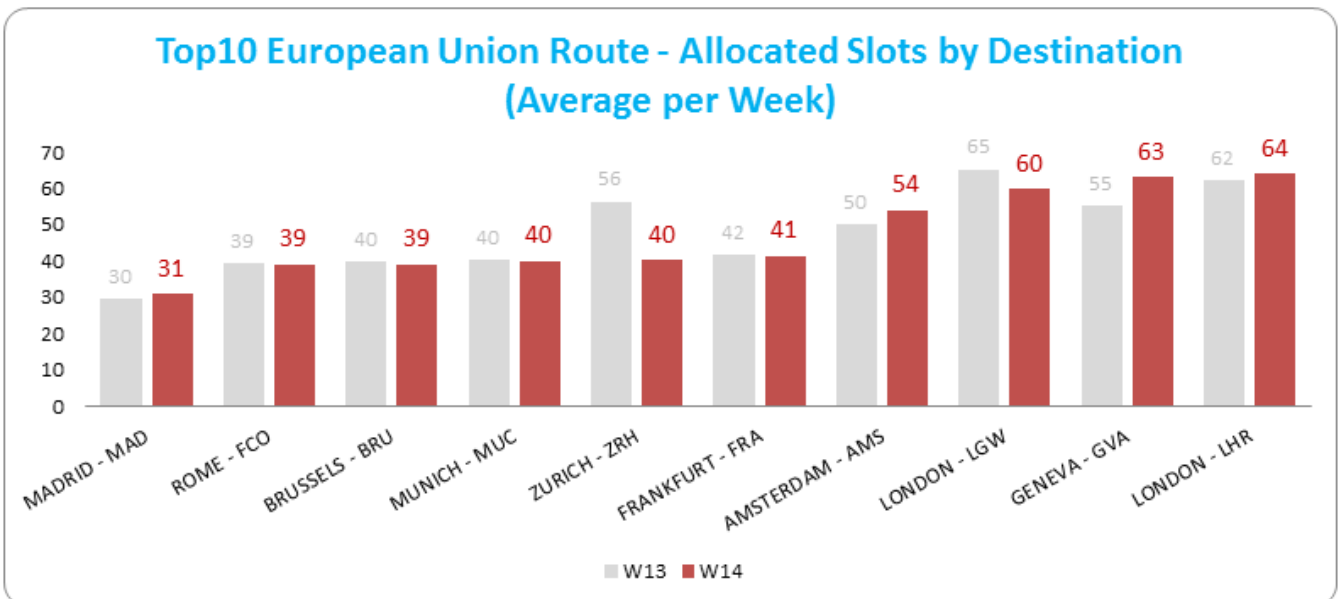
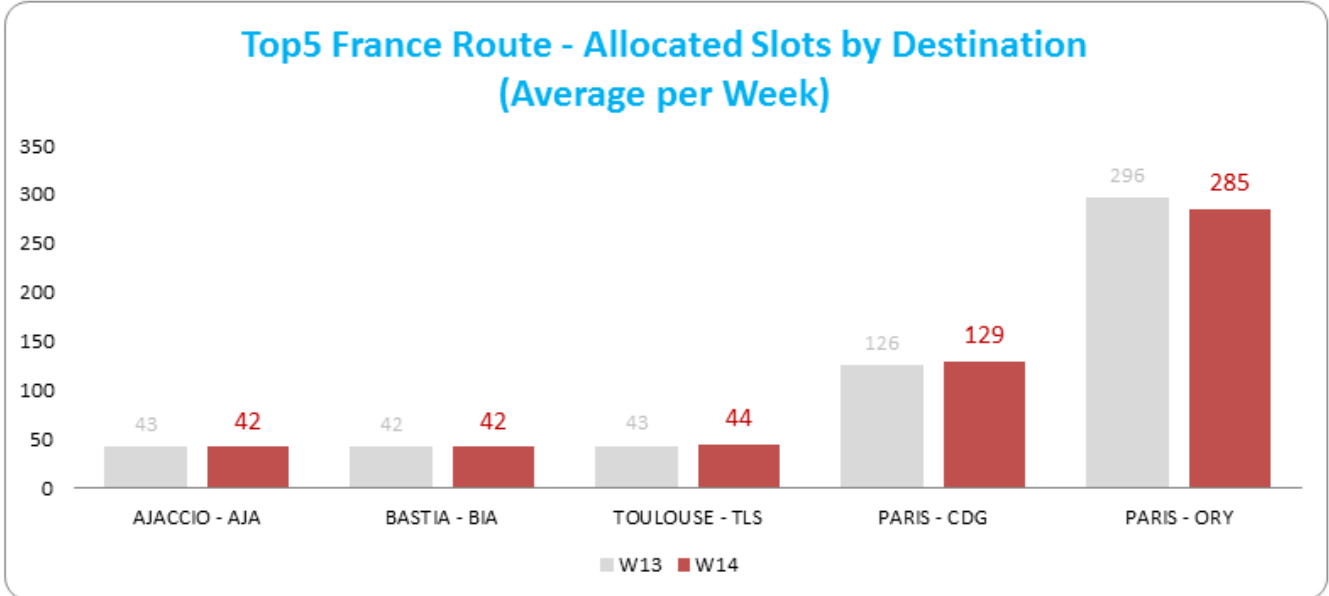
	W13	W14	Evolution
Average Size of Aircraft (Seats)	138	141	2%
Total Passenger Seat Offer	4 655 085	4 801 225	3%

NCEW14: Passenger Aircraft Size Distribution

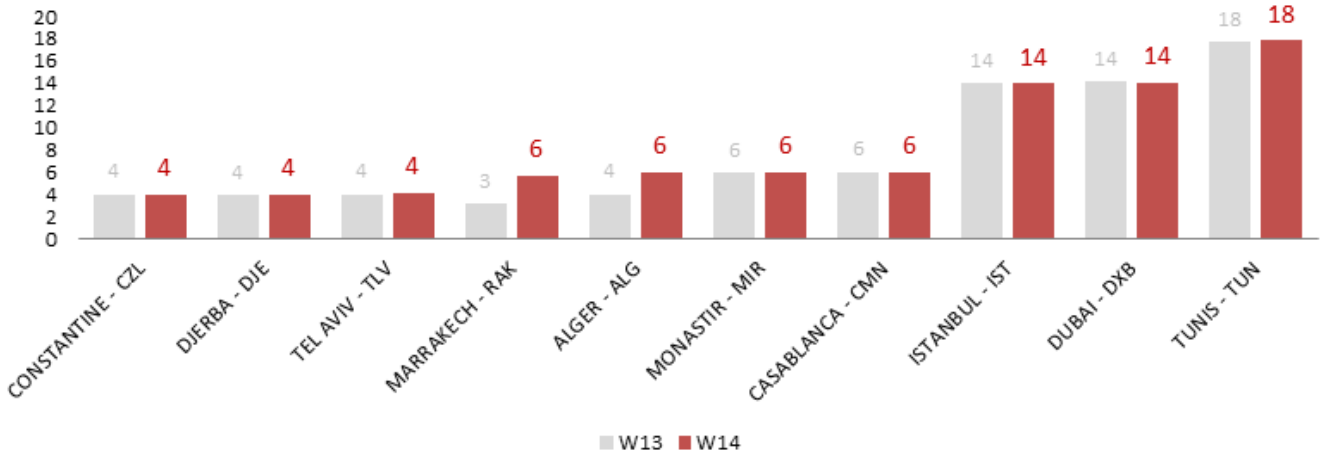


Allocated slots by destination

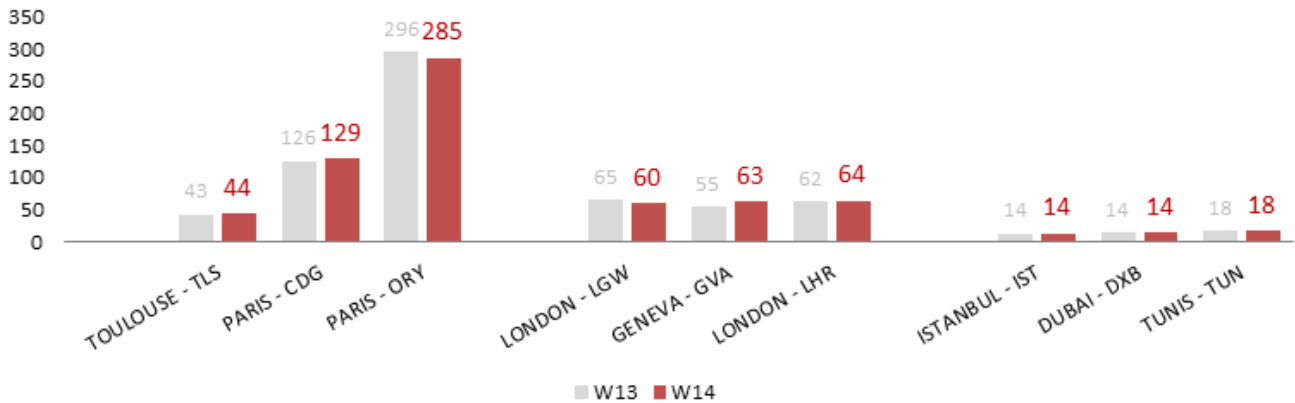
(NCEW14 vs NCEW13)



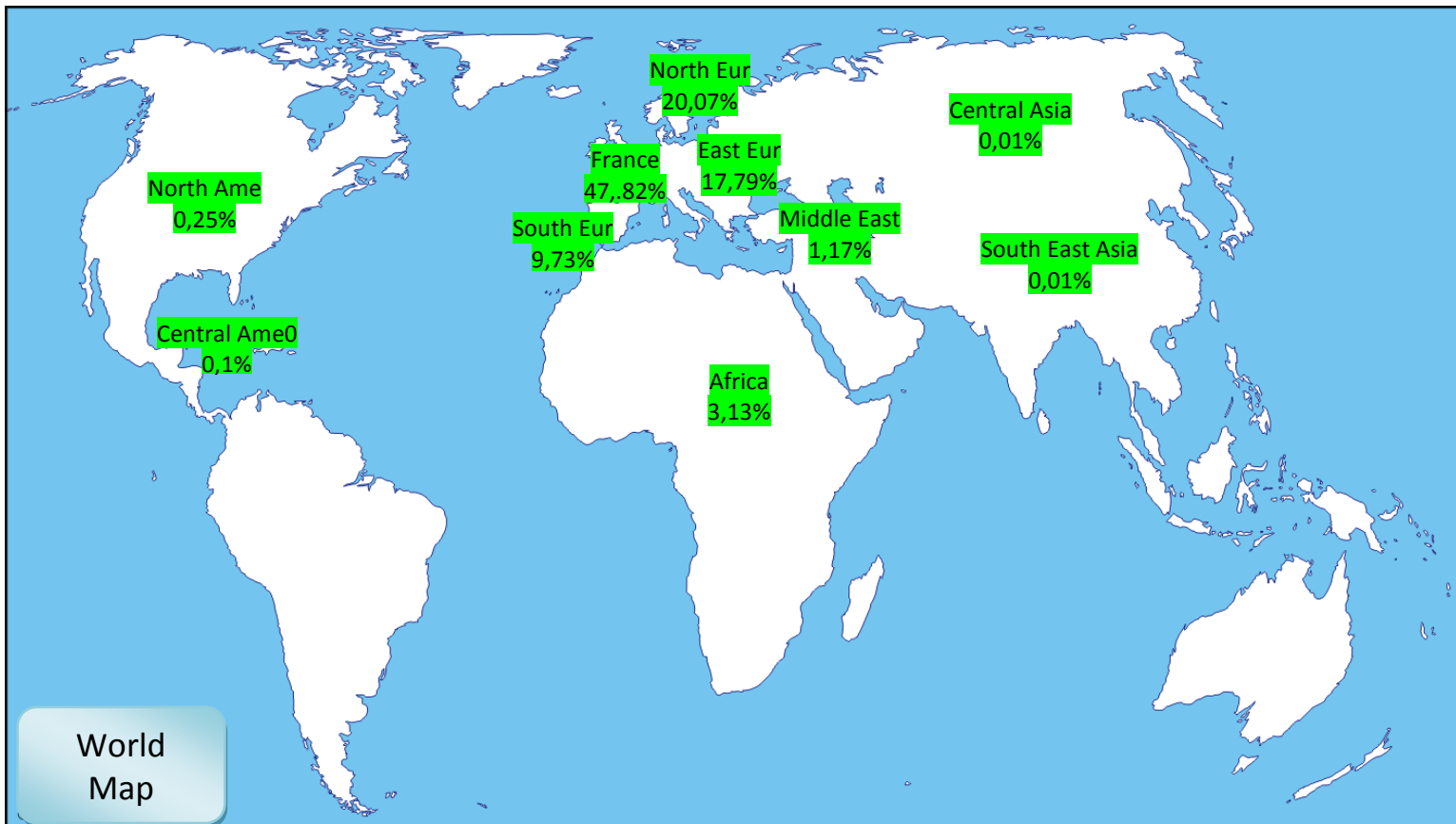
Top10 International Route - Allocated Slots by Destination (Average per Week)



Comparison of first 3 destinations for each group Allocated Slots by Destination (Average per Week)



Geographical distribution of allocated slots



Slots distribution by service type

	W14	W13
Group Services for All Destinations		
Regular Services	96,90%	97,25%
Freight Services	1,75%	1,69%
Charter Services	0,17%	0,09%
Technical Services	0,07%	0,05%
GA/BA Services	1,09%	0,92%
Special Services	0,01%	

NCE – W14 - Airport Coordination Parameters

- **Runway scheduling limits :**

NCE RUNWAY CAPACITY W14							
		Arrivals	Arrivals	Departures	Departures	Total	Total
	Local time	/10min.	/60min with a 10 min step	/10min.	/60min with a 10 min step	/10min.	/60min with a 10 min step
	07:00 -22:59	6	30	7	30	9	50
Runway works	07:00 -22:59	4	20	5	24	7	40
	23:00 - 06:59	5	12	5	-	6	22

- **Runway works period for W14:**

From October 26th to December 05th 2014

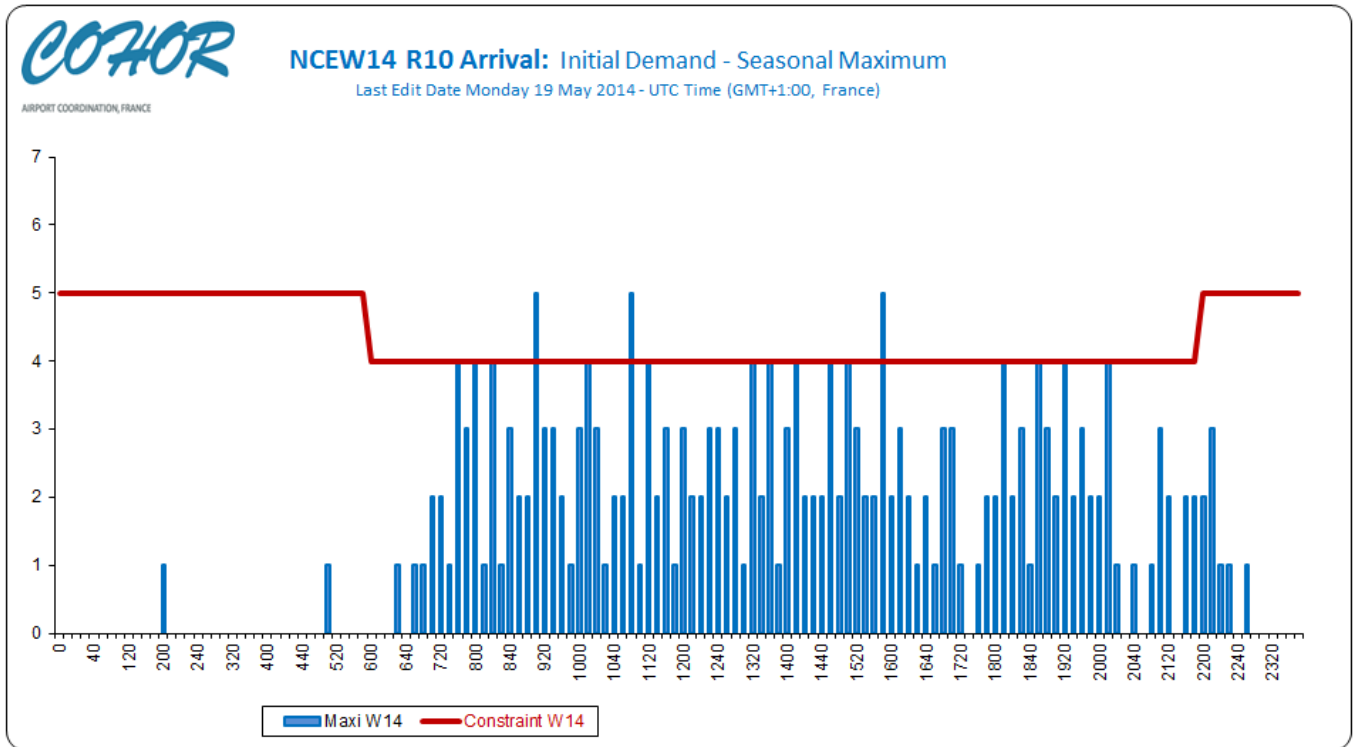
From February 02nd to March 27th 2015

Terminal constraints: None

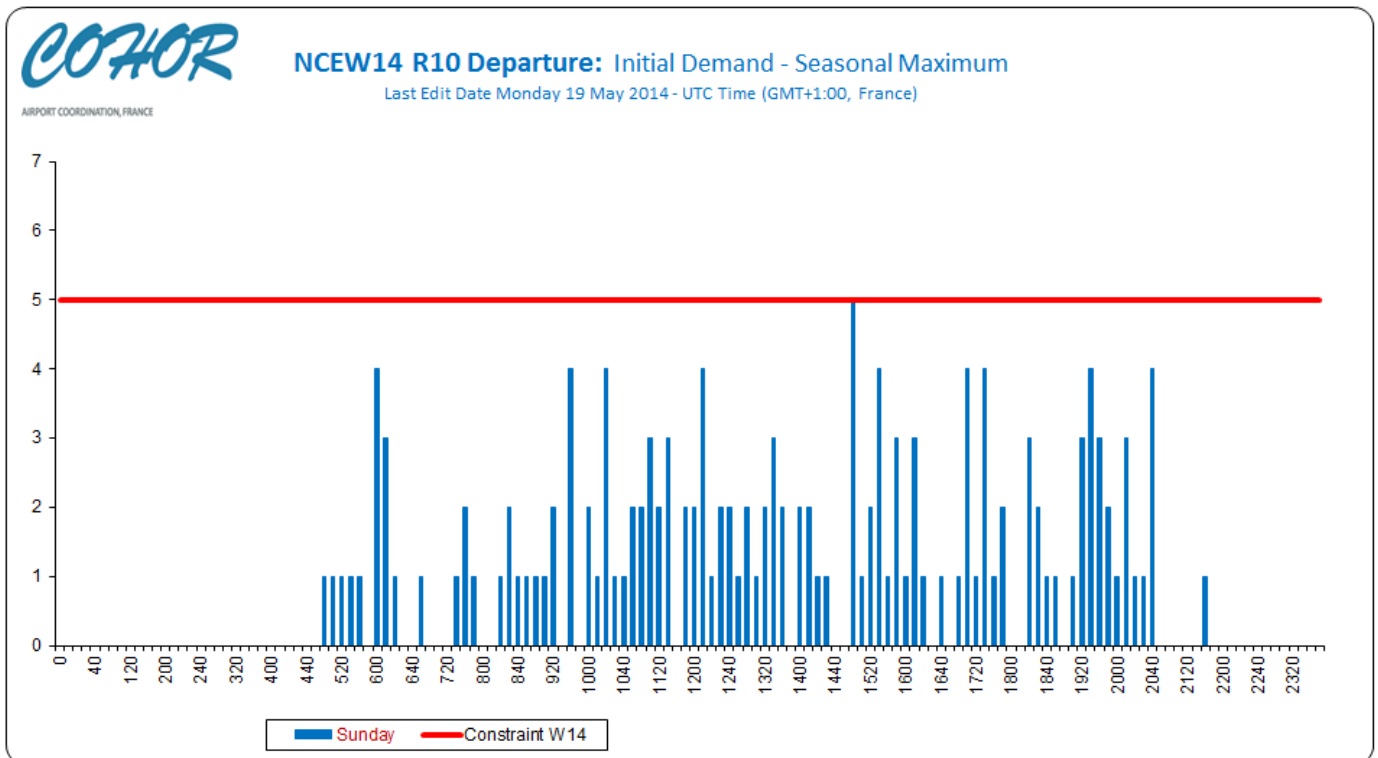
Parking constraints: Turnrounds over 4 hours are submitted to stand allocation.

Initial demand

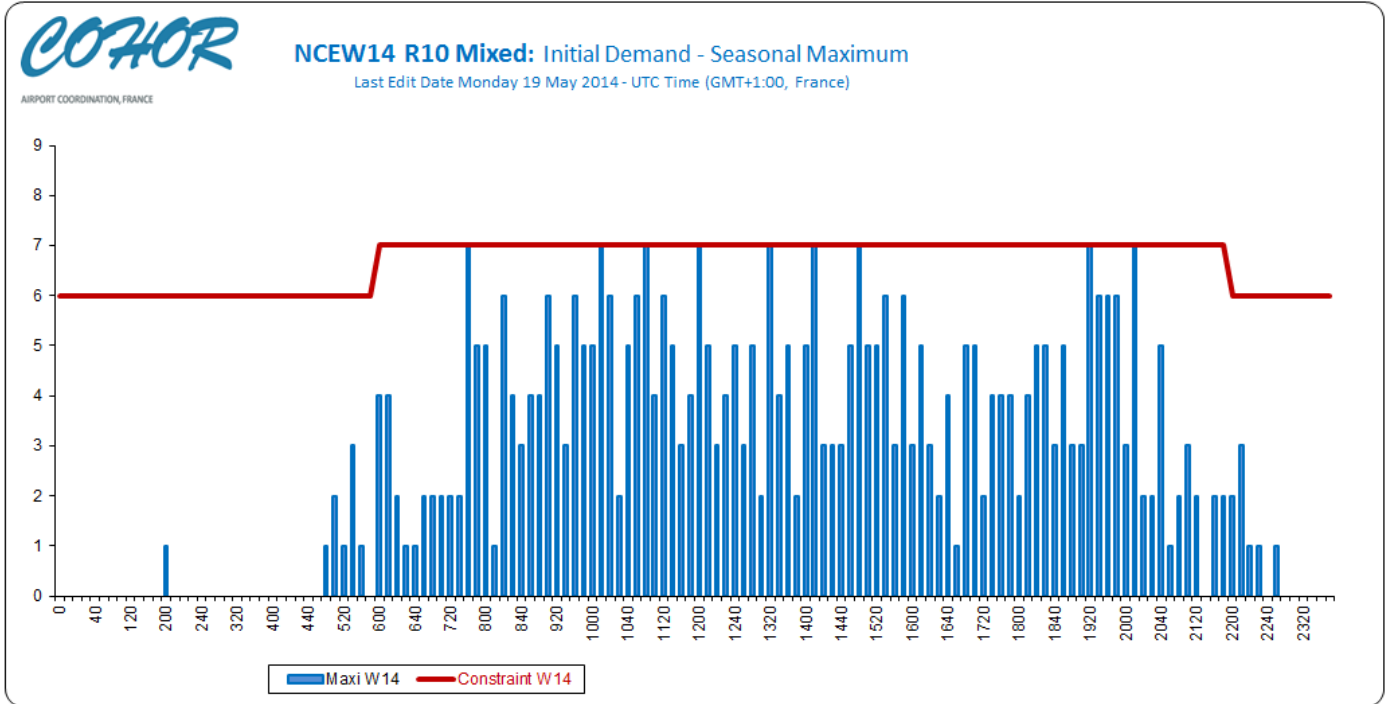
NCEW14 R10 Arrival



NCEW14 R10 Departure

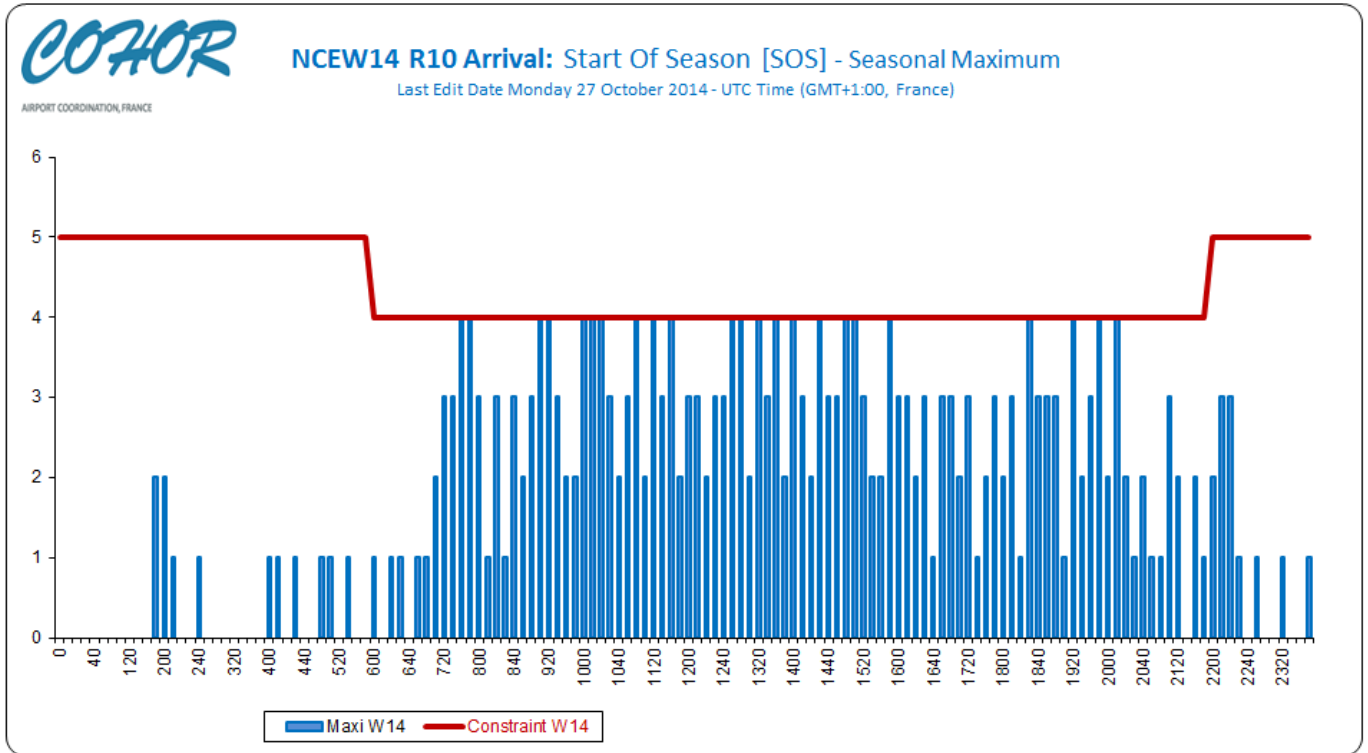


NCEW14 R10 Mixed

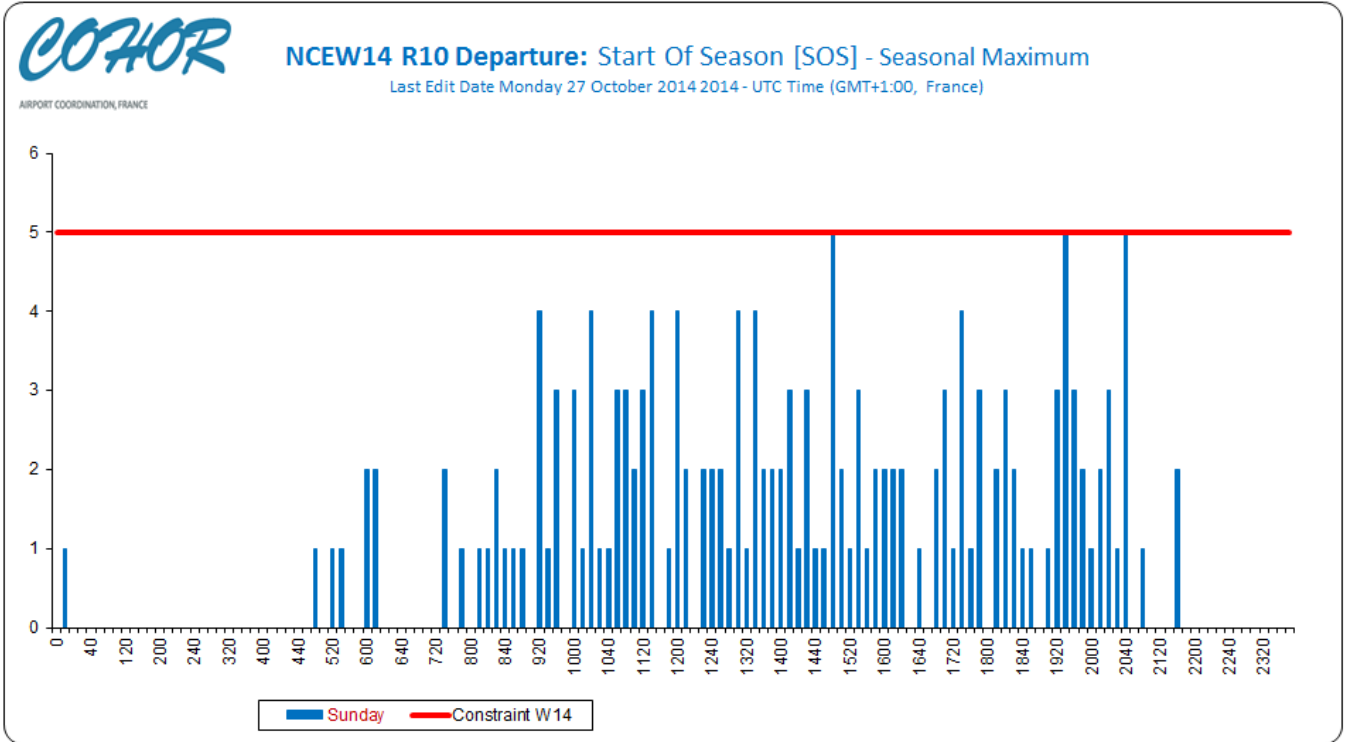


SOS Allocated slots

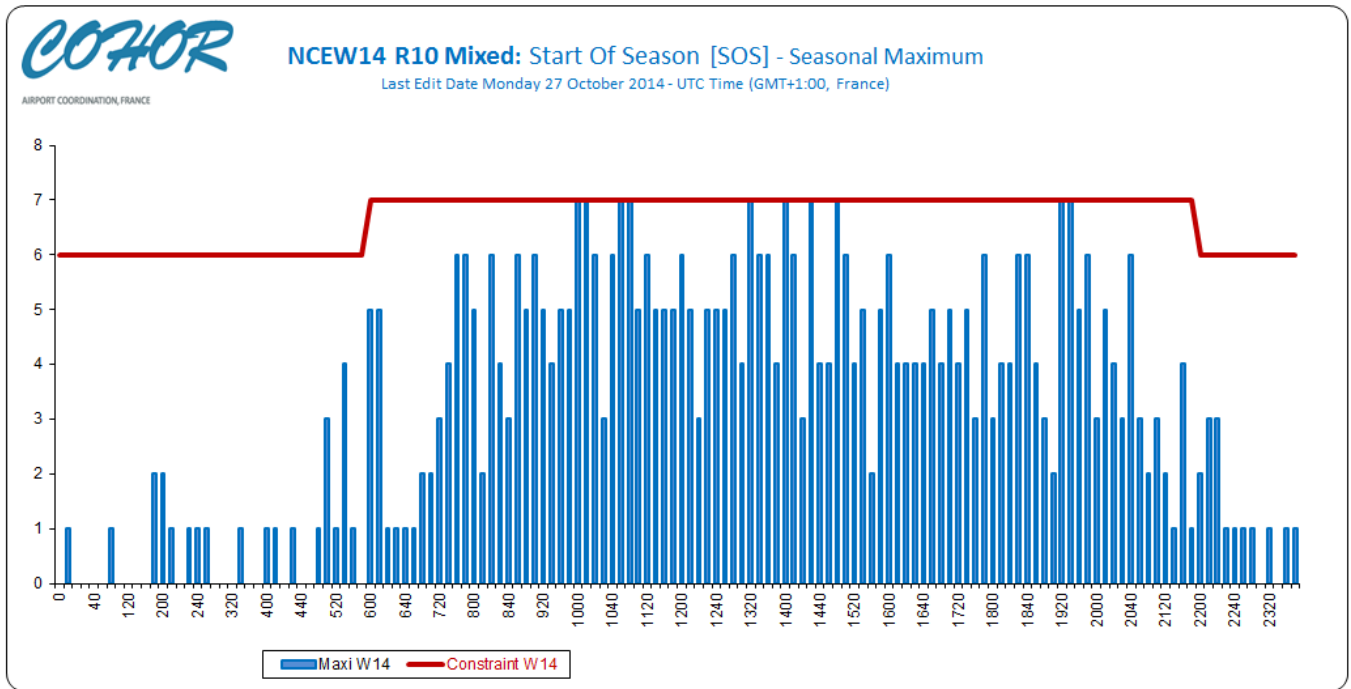
NCEW14 R10 Arrival



NCEW14 R10 Departure



NCEW14 R10 Mixed



Slots allocation by operator

Airline	Total Slot
ADRIA AIRWAYS	10
AER LINGUS	160
AEROFLOT RUSSIAN AIRLINES	396
AIR ALGERIE	220
AIR BERLIN	18
AIR CORSICA	2 488
AIR EXPLORE	1
AIR FRANCE	8 369
AIR NOSTRUM	678
ALITALIA	616
AUSTRIAN AIRLINES	268
BELAVIA BELARUSSIAN AIRLINES	50
BLUE AIR TRANSPORT AERIAN	84
BRITISH AIRWAYS	2 018
CITY FLYER EXPRESS	82
CODE ASSISTANT AVIAPARTNER	99
CODE ASSISTANT SWISSPORT	80
CSA CZECH AIRLINES	6
DARWIN AIRLINES	220
DELTA AIR LINES	80
EASYJET AIRLINE	6 404
EASYJET SWITZERLAND	990
EMIRATES	308
ESTONIAN AIR	2
EUROPE AIRPOST	229
EUROPEAN AIR TRANSPORT	218
FEDEX EXPRESS	174
GERMANWINGS	224
HAMBURG AIRWAYS	6
HOP	1 738
ICELANDAIR	2
JET2.COM	14
KLM	867
LUFTHANSA	1 784
LUXAIR	308
MAP HANDLING EXECUTIVE	178
MISTRAL AIR	4
MONARCH AIRLINES	6
NETJETS TRANSPORTES AEREOS S.A.	30
NIKI	144
NORWEGIAN	408
PAN EUROPEENNE AIR SERVICE	2

Airline	Total Slot
ROSSIYA AIRLINES	136
ROYAL AIR MAROC	144
RYANAIR LTD	140
SCANDINAVIAN AIRLINES	270
SKYTAXI	90
SN BRUSSELS AIRLINES	604
SUN AIR	10
SWISS INTERNATIONAL AIRLINES	1 168
TAP PORTUGAL	513
TAROM	84
THY TURKISH AIRLINES	308
TRANSAVIA AIRLINES	452
TRANSAVIA FRANCE	4
TUNISAIR	612
TWIN-JET	88
VLM AIRLINES	2
VUELING AIRLINES	372