

Lyon St Exupéry Airport LYS/LFLL

Winter 2014 - Start Of Season Report

Report data extraction date: Monday 27 October 2014

Last modification made on:

Table of contents

Evolution of allocated slots at the Start Of Season (SOS)	2
Total slots by operator – TOP15	2
Slots distribution per alliance.....	4
Size of aircraft.....	5
Allocated slots by destination	6
Geographical distribution of allocated slots.....	8
Slots distribution by service type	8
LYS – W14 - Airport Coordination Parameters.....	9
Initial demand	10
SOS Allocated slots	12
Slots allocation by operator	14

The contents of this report may not be reproduced without the written consent of COHOR.

Evolution of allocated slots at the Start Of Season (SOS)

Winter 2014 (22 weeks): 41 970 Allocated Slots

Winter 2013 (22 weeks): 44 884 Allocated Slots

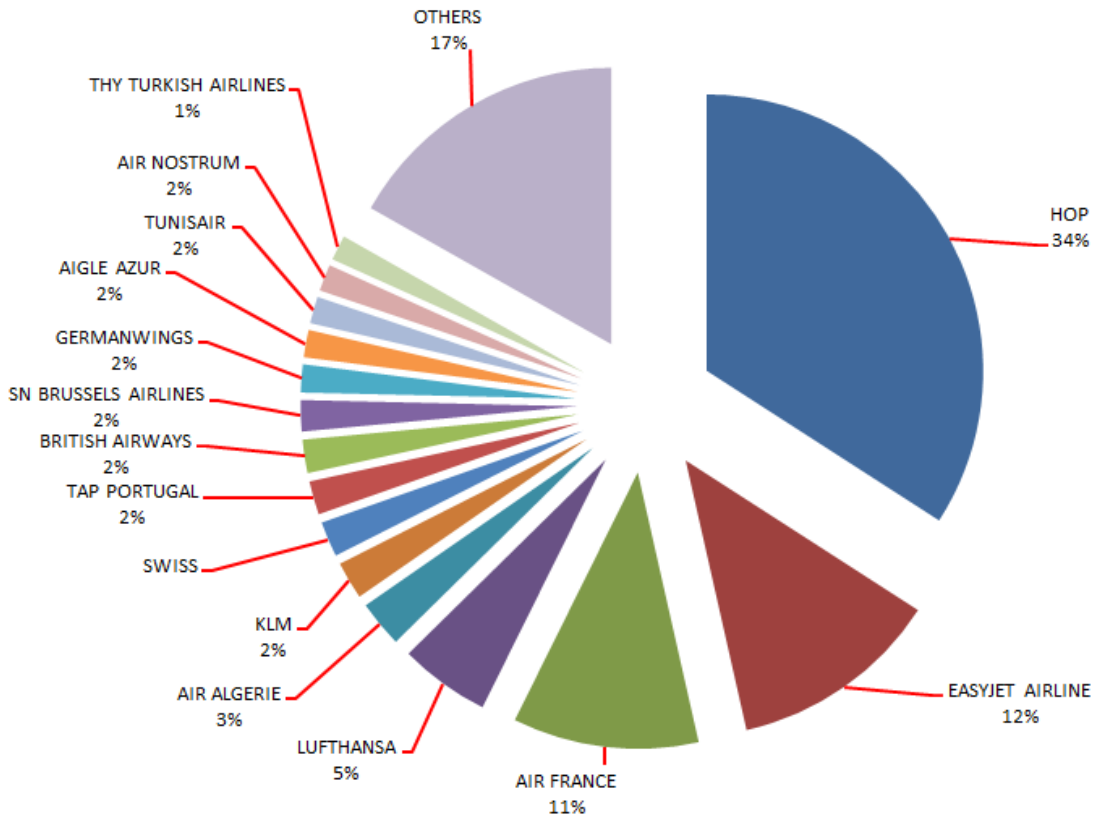
Allocated slots at SOS decreased by **6,49%** from W13 to W14 (on average per week).

Total slots by operator – TOP15

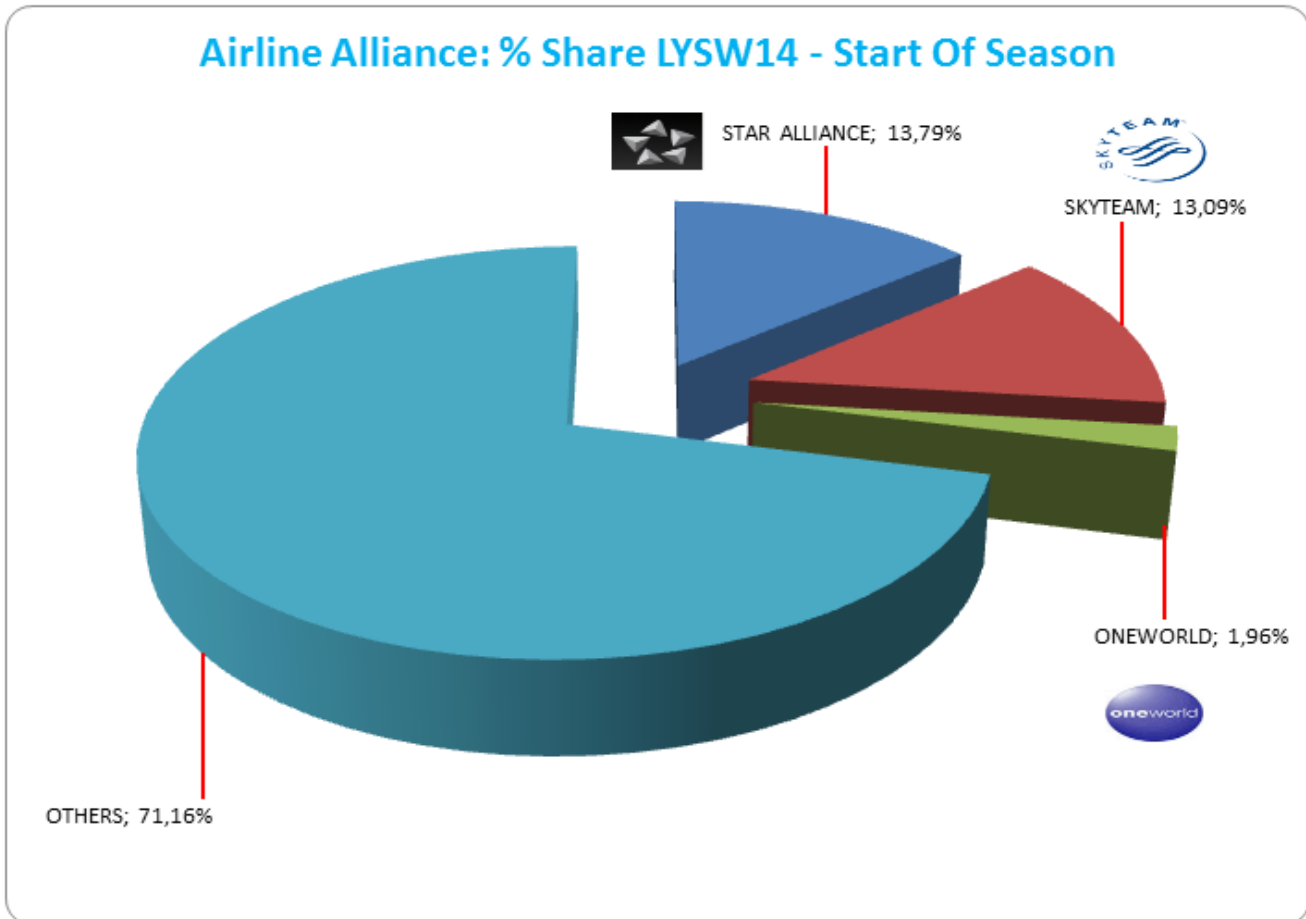
ICAO Code	Airline	W13	%SHARE W13	W14	%SHARE W14	%CHANGE (on average per week)
HOP	HOP	17583	39,17%	14315	34,11%	-18,59%
EZY	EASYJET AIRLINE	5264	11,73%	5186	12,36%	-1,48%
AFR	AIR FRANCE	4784	10,66%	4564	10,87%	-4,60%
DLH	LUFTHANSA	2808	6,26%	2220	5,29%	-20,94%
DAH	AIR ALGERIE	1144	2,55%	1144	2,73%	0,00%
KLM	KLM	920	2,05%	924	2,20%	0,43%
SWR	SWISS INTERNATIONAL AIRLINES	1226	2,73%	868	2,07%	-29,20%
TAP	TAP PORTUGAL	834	1,86%	824	1,96%	-1,20%
BAW	BRITISH AIRWAYS	804	1,79%	820	1,95%	1,99%
BEL	SN BRUSSELS AIRLINES	778	1,73%	762	1,82%	-2,06%
GWI	GERMANWINGS	0	0,00%	688	1,64%	
AAF	AIGLE AZUR TRANSPORTS AERIENS	690	1,54%	672	1,60%	-2,61%
TAR	TUNISAIR	664	1,48%	660	1,57%	-0,60%
ANE	AIR NOSTRUM	650	1,45%	655	1,56%	0,77%
THY	THY TURKISH AIRLINES	616	1,37%	616	1,47%	0,00%
	OTHERS	6 119	13,63%	7 052	16,80%	15,25%
	GRAND TOTAL	44 884	100,00%	41 970	100,00%	-6,49%
	Part of AF/KL Group*	23 558	52,49%	20 234	48,21%	-14,11%

* AIRFRANCE - AIRLINAIR - BRITAIR - HOP - KLM - REGIONAL - TRANSVIAFRANCE - TRANSVIAHOLLANDE

LYS W14 Start Of Season - Distribution by Airline



Slots distribution per alliance



ONEWORLD - Members Airlines (source : fr.oneworld.com 27Oct14)

AIR BERLIN - AMERICAN AIRLINES - BRITISH AIRWAYS - CATHAY PACIFIC - FINNAIR - IBERIA - JAPAN AIRLINES - LAN - MALAYSIA AIRLINES - QANTAS - QATAR AIRWAYS - ROYAL JORDANIAN - S7 AIRLINES - Sri Lankan Airlines - TAM

SKYTEAM - Members Airli (source : www.skyteam.com 27Oct14)

AEROFLOT - AEROLINEAS ARGENTINAS - AEROMEXICO - AIREUROPA - AIRFRANCE - ALITALIA - CHINA AIRLINES - CHINA EASTERN - CHINA SOUTHERN - CZECH AIRLINES - DELTA - GARUDA INDONESIA - KENYA AIRWAYS - KLM - KOREAN AIR - MEA - SAUDIA - TAROM - VIETNAM AIRLINES - XIAMENAIR

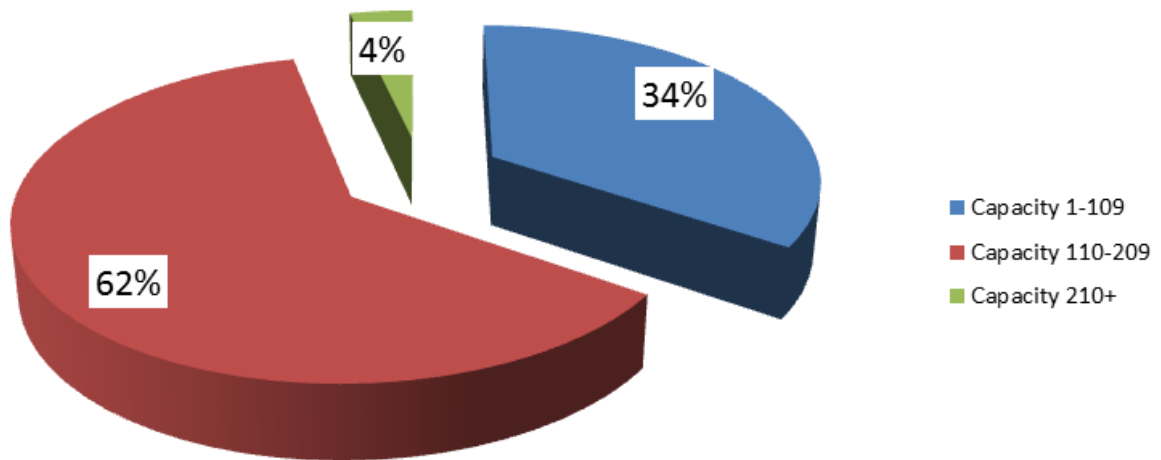
STAR ALLIANCE - Members Airlines (source : www.staralliance.com 27Oct14)

ADRIA - AEGEAN - AIR CANADA - AIR CHINA - AIR INDIA - AIR NEW ZEALAND - ANA - ASIANA AIRLINES - AUSTRIAN - AVIANCA TACA - BRUSSELS AIRLINES - COPAAIRLINES - CROATIA AIRLINES - EGYPTAIR - ETHIOPIAN - EVA AIR
LOT POLISH AIRLINES - LUFTHANSA - SCANDINAVIAN AIRLINES - SHENZHEN AIRLINES - SINGAPORE AIRLINES - SOUTH AFRICAN AIRWAYS
SWISS - TAP PORTUGAL - THAI - TURKISH AIRLINES - UNITED

Size of aircraft

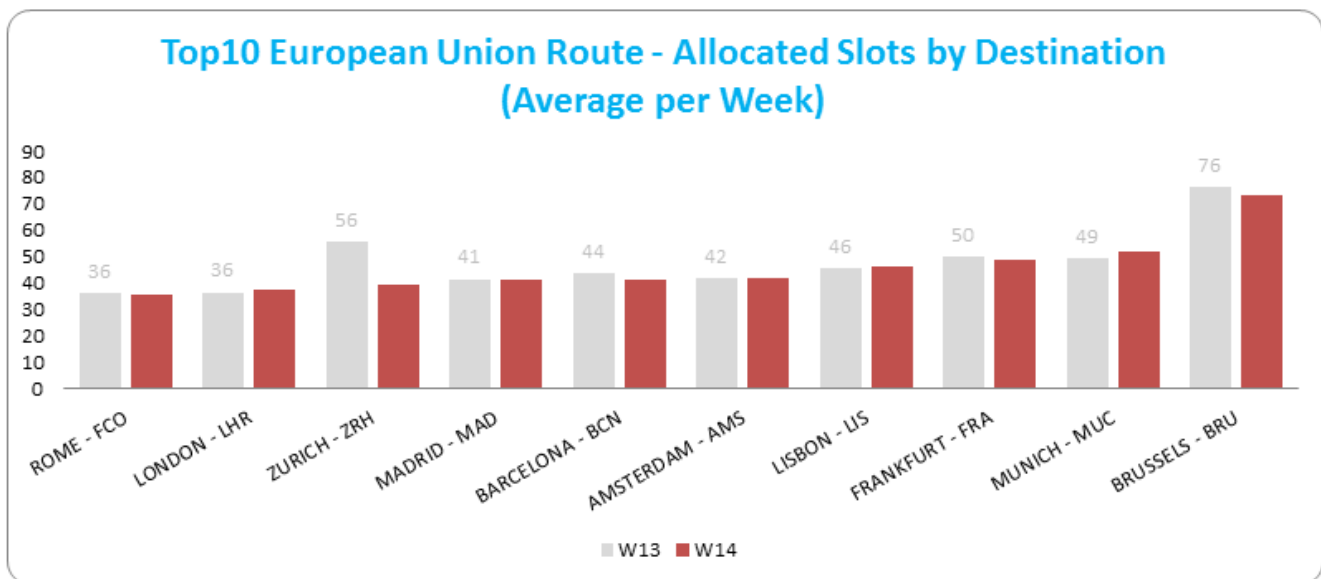
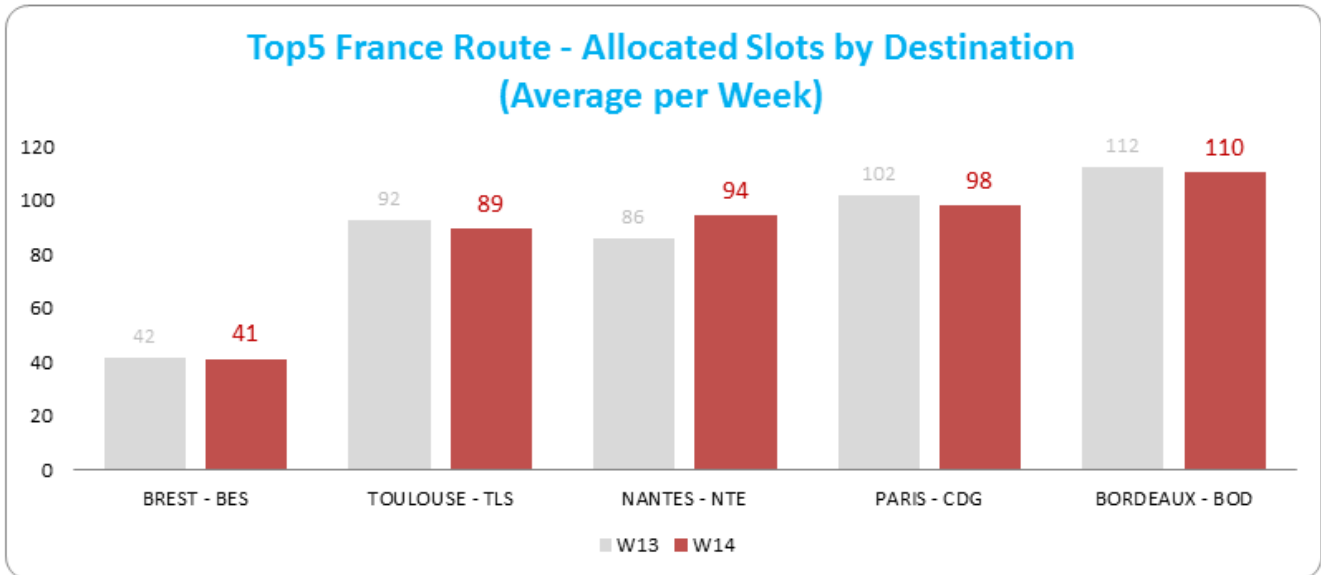
	W13	W14	Evolution
Average Size of Aircraft (Seats)	110	111	1%
Total Passenger Seat Offer	4 544 293	4 473 683	-2%

LYSW14: Passenger Aircraft Size Distribution



Allocated slots by destination

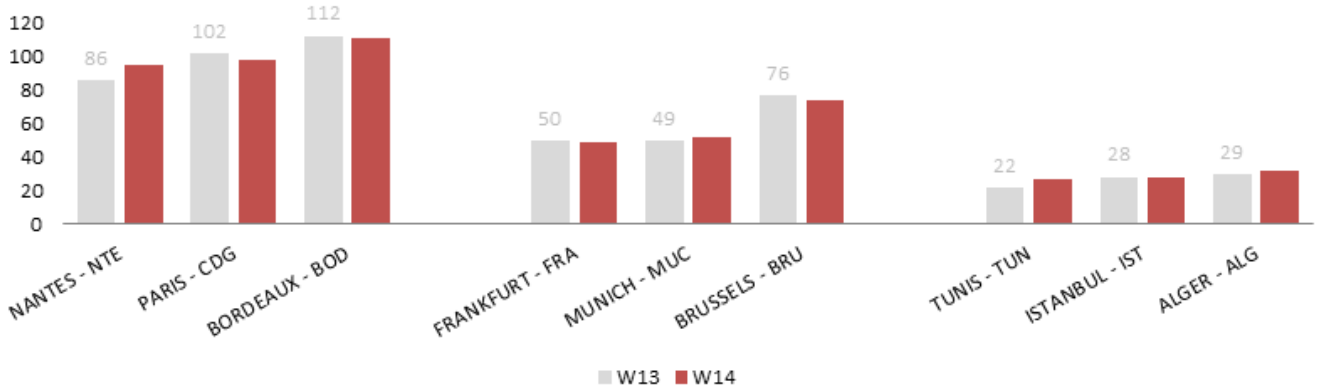
(LYSW14 vs LYSW13)



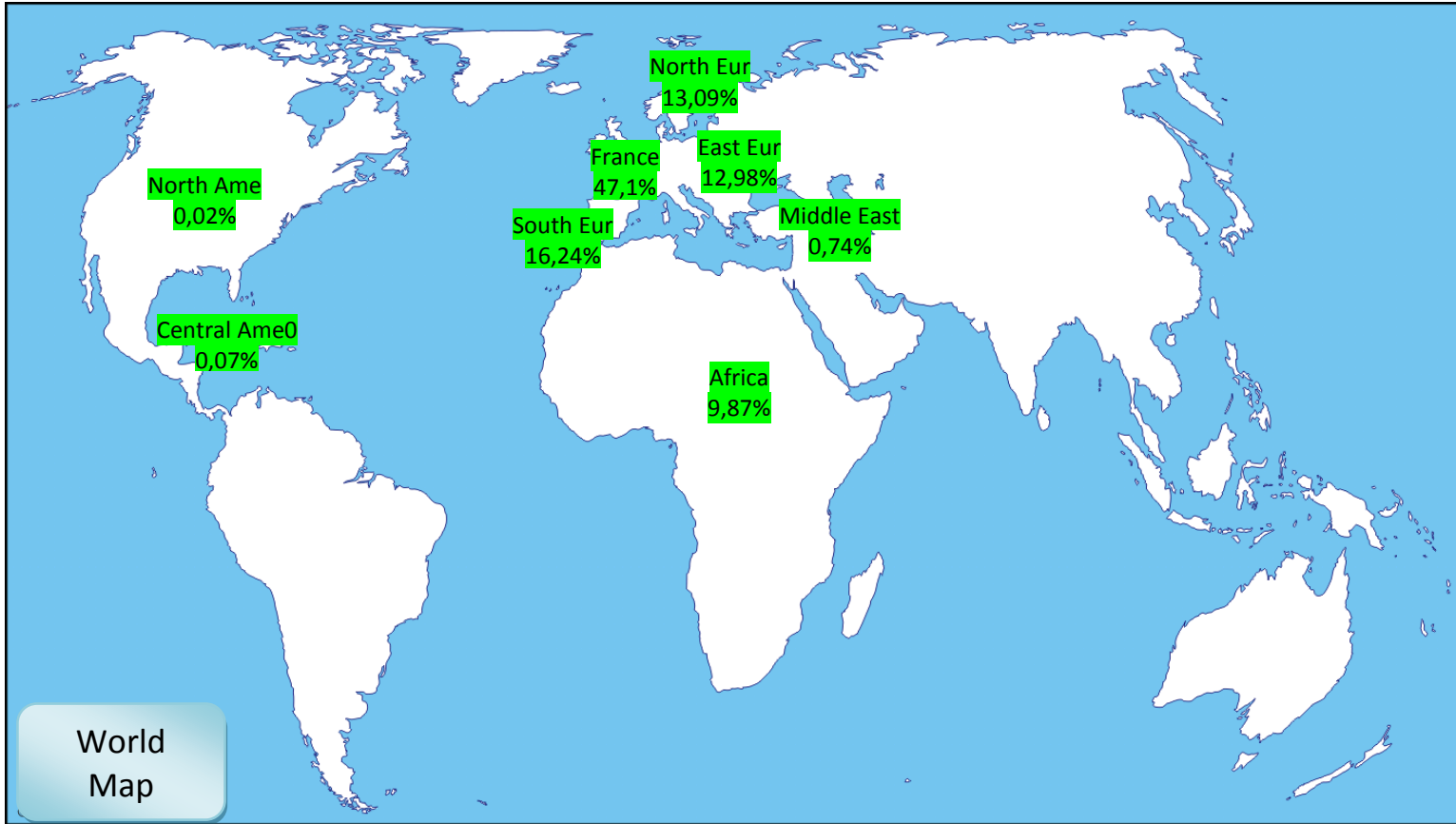
Top10 International Route - Allocated Slots by Destination (Average per Week)



Comparison of first 3 destinations for each group Allocated Slots by Destination (Average per Week)



Geographical distribution of allocated slots



Slots distribution by service type

	W14	W13
Group Services for All Destinations		
Regular Services	93,88%	94,81%
Freight Services	4,07%	3,77%
Charter Services	1,73%	1,22%
Technical Services	0,27%	0,18%
GA/BA Services	0,05%	0,02%

LYS – W14 - Airport Coordination Parameters

- **Runway scheduling limits :**

From summer S14, following the increase of capacity allowed by runway works on Lyon airport, the order of October 4th, 2013 modifies the runway constraints as follows:

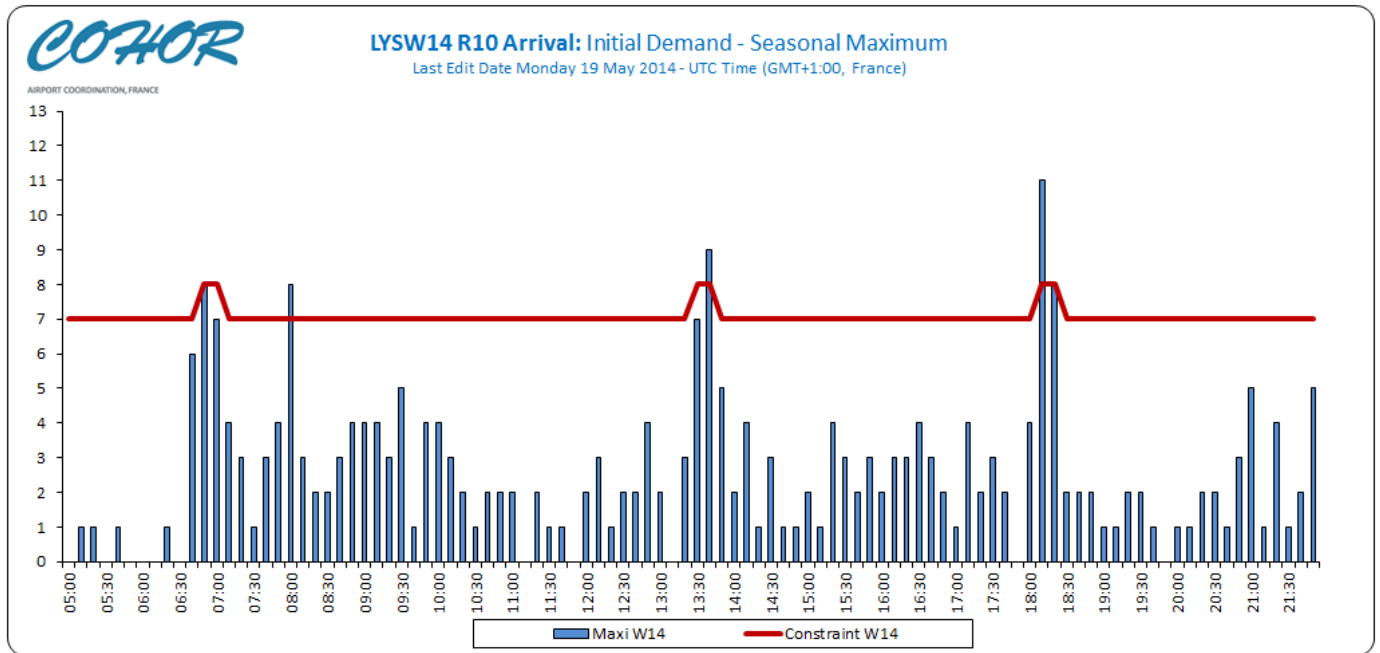
LYS RUNWAY CAPACITY W14								
Local time	Arrivals /60 min	Arrivals /40 min	Arrivals /10 min	Departures /60 min	Departures /40 min	Departures /10 min	Total /60 min	Total /10 min
06:00-06:59	38/rolling hour by 10 min steps	27	7	38/rolling hour by 10 min steps	27	7	53	9
07:00-09:59			7*			7*		
10:00-13:59			7			7		
14:00-15:59			7*			7*		
16:00-17:59			7			7		
18:00-20:59			7*			7*		
21:00-22:59			7			7		

- 7* means that during a rolling time period, maximum 8 movements can be accepted during two periods of 10 minutes, 7 movements during the subsequent four periods of 10 minutes, in compliance with the corresponding runway constraints.

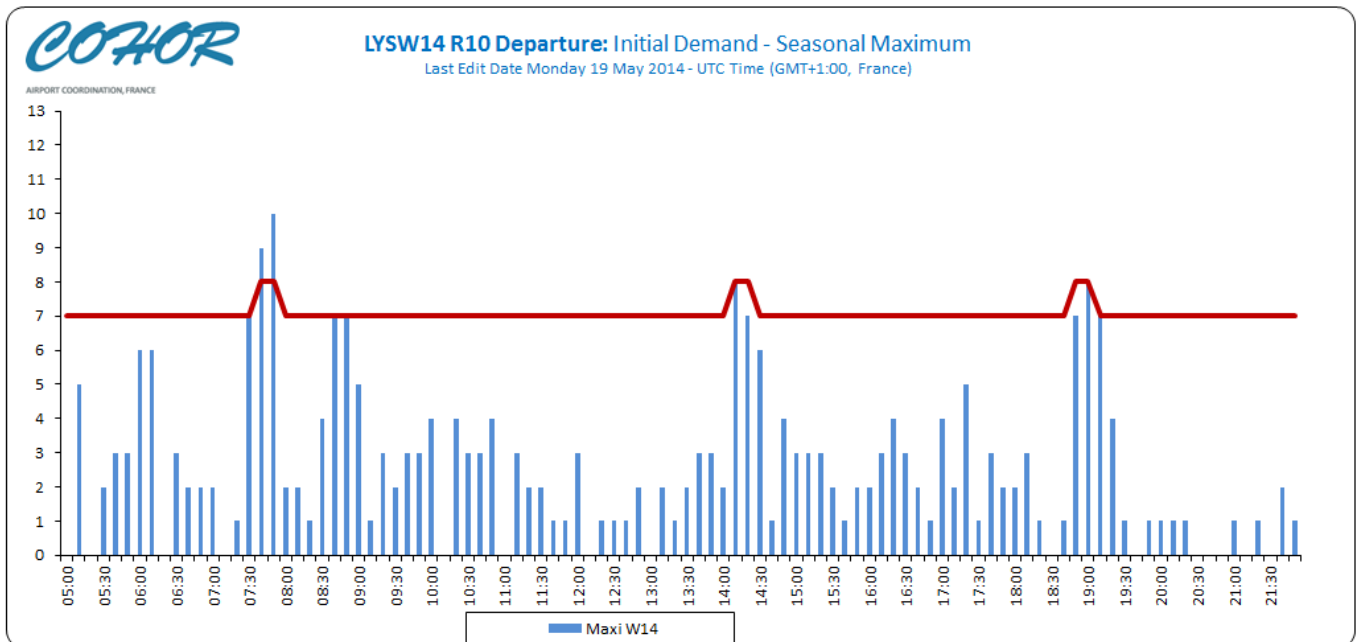
Terminal constraints : None

Initial demand

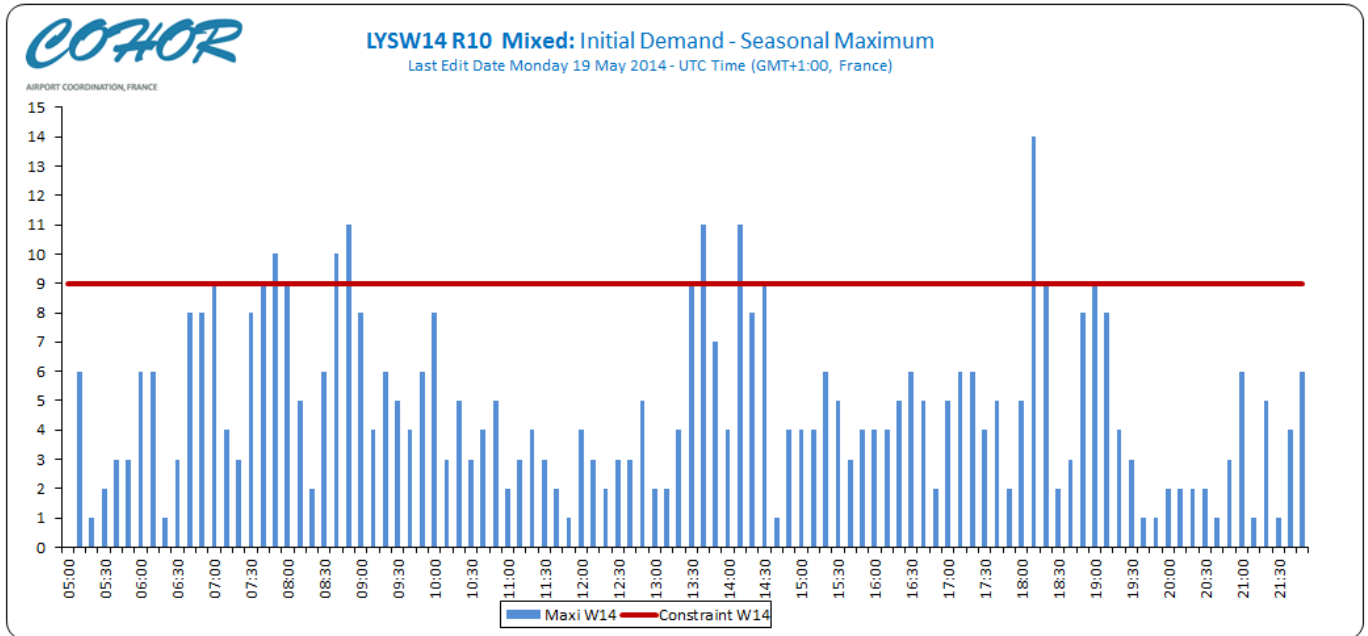
LYSW14 R10 Arrival



LYSW14 R10 Departure

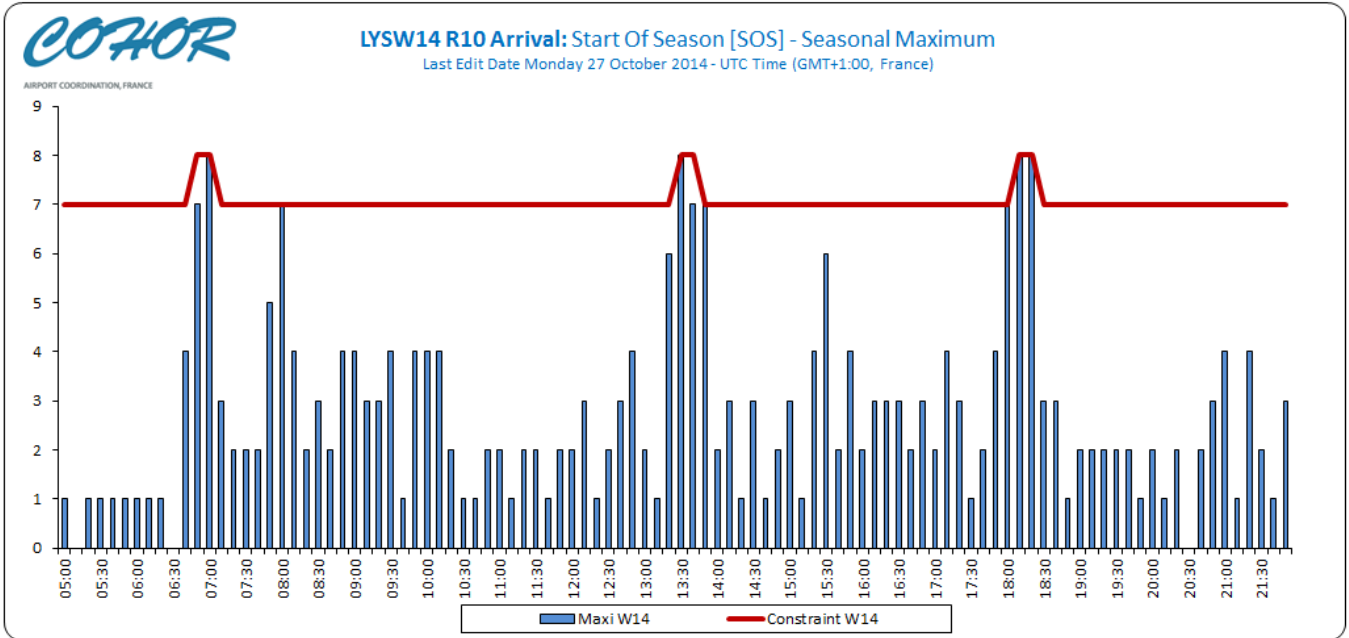


LYSW14 R10 Mixed

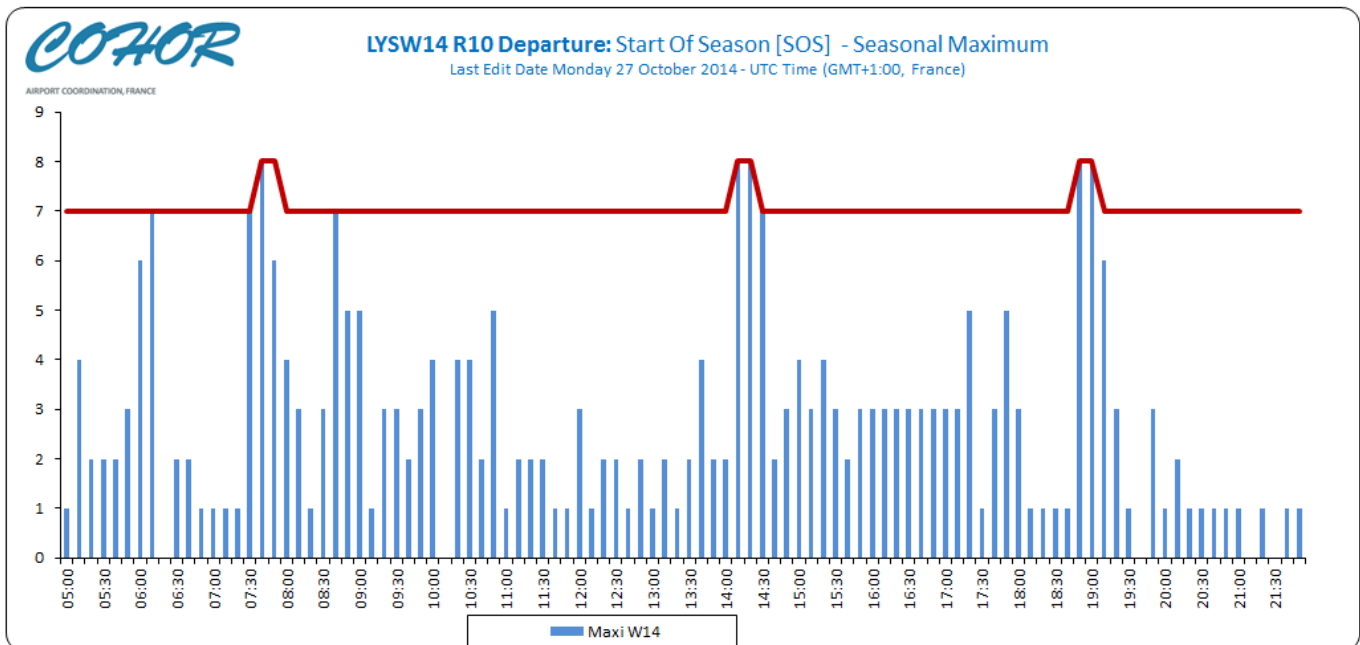


SOS Allocated slots

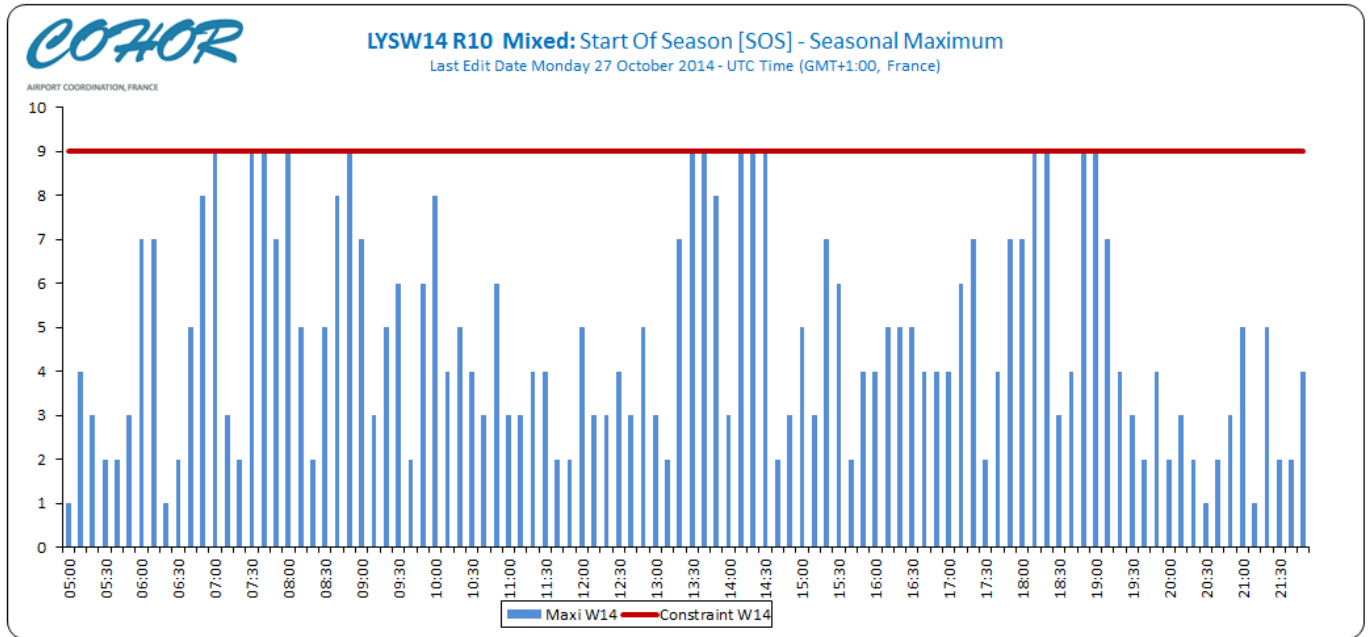
LYSW14 R10 Arrival



LYSW14 R10 Departure



LYSW14 R10 Mixed



Slots allocation by operator

Airline	Total Slot
AEGEAN AIRLINES	4
AER LINGUS	282
AIGLE AZUR TRANSPORTS AERIENS	672
AIR ALGERIE	1 144
AIR ARABIA MAROC	88
AIR BERLIN	4
AIR CORSICA	176
AIR EUROPA	6
AIR FRANCE	4 564
AIR MALTA	6
AIR MEDITERRANEE	200
AIR NOSTRUM	655
AIR ORIENT	70
AIR SWEDEN AB	84
Atlantic Airways	6
AUSTRIAN AIRLINES	488
BRITISH AIRWAYS	820
CHALAIR	430
CODE ASSISTANT AVIAPARTNER	2
EASTERN AIRWAYS LIMITED	558
EASYJET AIRLINE	5 186
EASYJET SWITZERLAND	2
EMIRATES	264
ENTER AIR	2
EUROPE AIRPOST	293
EUROPEAN AIR TRANSPORT	308
FEDEX EXPRESS	348
FLYBE	308
FREE BIRD AIRLINES	36
GERMANIA FLUGGESELLSCHAFT	10
GERMANWINGS	688
GO2SKY, S.R.O.	8
HERMES AIRLINES	2
HOP	14 315
ISRAIR AIRLINES	24
JET TIME	2
JETAIRFLY	90
JET2.COM	8
KLM	924
LUFTHANSA	2 220
LUXAIR	8
MAP HANDLING EXECUTIVE	6

Airline	Total Slot
MONARCH AIRLINES	202
NETJETS TRANSPORTES AEREOS S.A.	2
NOUVELAIR TUNISIE	156
ONUR AIR	23
PICHARD EXE HANDLING	10
ROYAL AIR MAROC	428
SCANDINAVIAN AIRLINES	4
SN BRUSSELS AIRLINES	762
STAR AIR	440
SWISS INTERNATIONAL AIRLINES	868
TAP PORTUGAL	824
THOMSONFLY	8
THY TURKISH AIRLINES	616
TITAN AIRWAYS	8
TNT AIRWAYS	264
TRANSAERO AIRLINES	56
TRANSAVIA FRANCE	431
TRAVEL SERVICE AIRLINES	32
TUNISAIR	660
TWIN-JET	362
VLM AIRLINES	4
VOLOTEA SL	38
VUELING AIRLINES	401
XL AIRWAYS FRANCE	60