

Paris - Charles de Gaulle Airport

CDG/LFPG

Winter 2014 - Start Of Season Report

Report data extraction date: Monday 27 October 2014

Last modification made on:

Table of contents

Evolution of allocated slots at the Start Of Season (SOS).....	2
Total slots by operator – TOP15	2
Slots distribution per alliance	4
Allocated slots by destination.....	6
Geographical distribution of allocated slots	8
Slots distribution by service type.....	8
CDG – W14 - Airport Coordination Parameters	9
Initial demand.....	10
SOS Allocated slots	12
Slots allocation by operator.....	15

The contents of this report may not be reproduced without the written consent of COHOR.

Evolution of allocated slots at the Start Of Season (SOS)

Winter 2014 (22 weeks): 188 945 Allocated Slots

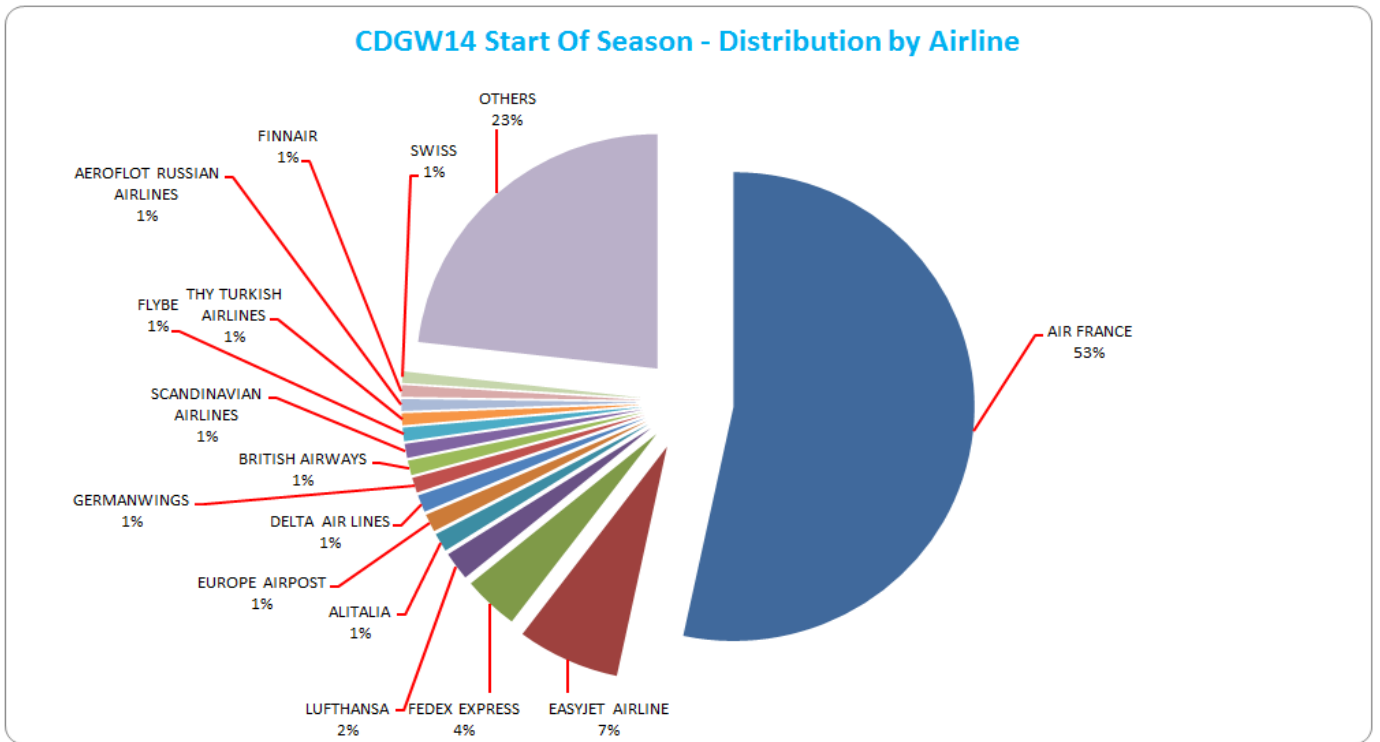
Winter 2013 (22 weeks): 192 042 Allocated Slots

Allocated slots at SOS decreased by **1,61%** from W13 to W14 (on average per week).

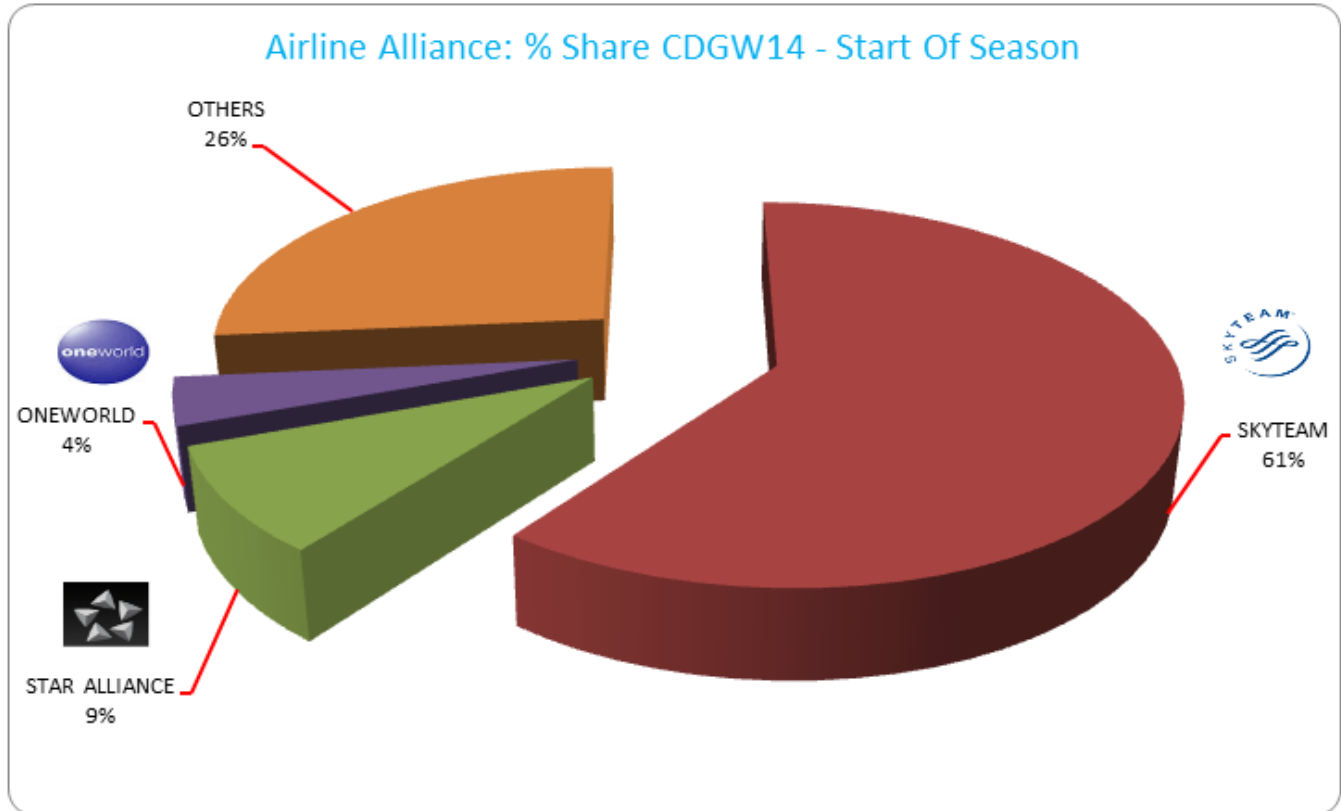
Total slots by operator – TOP15

ICAO Code	Airline	W13	%SHARE W13	W14	%SHARE W14	%CHANGE (on average per week)
AFR	AIR FRANCE	102 022	53,12%	100 799	53,35%	-1,20%
EZY	EASYJET AIRLINE	12 199	6,35%	13 042	6,90%	6,91%
FDX	FEDEX EXPRESS	7 579	3,95%	7 085	3,75%	-6,52%
DLH	LUFTHANSA	5 933	3,09%	3 680	1,95%	-37,97%
AZA	ALITALIA	2 406	1,25%	2 420	1,28%	0,58%
FPO	EUROPE AIRPOST	2 729	1,42%	2 323	1,23%	-14,88%
DAL	DELTA AIR LINES	2 198	1,14%	2 235	1,18%	1,68%
GWI	GERMANWINGS	356	0,19%	1 968	1,04%	452,81%
BAW	BRITISH AIRWAYS	1 916	1,00%	1 912	1,01%	-0,21%
SAS	SCANDINAVIAN AIRLINES	1 958	1,02%	1 835	0,97%	-6,28%
BEE	FLYBE	2 454	1,28%	1 759	0,93%	-28,32%
THY	THY TURKISH AIRLINES	1 540	0,80%	1 540	0,82%	0,00%
AFL	AEROFLOT RUSSIAN AIRLINES	1 530	0,80%	1 532	0,81%	0,13%
FIN	FINNAIR	1 364	0,71%	1 516	0,80%	11,14%
SWR	SWISS INTERNATIONAL AIRLINES	1 808	0,94%	1 486	0,79%	-17,81%
	OTHERS	44 050	22,94%	43 813	23,19%	-0,54%
	GRAND TOTAL	192 042	100%	188 945	100%	0,64%
	Part of AF/KL Group*	103 808	54,05%	102 149	54,06%	

* AIRFRANCE - AIRLINAIR - BRITAIR - HOP - KLM - REGIONAL - TRANSVIAFRANCE - TRANSVIAHOLLANDE



Slots distribution per alliance



ONEWORLD - Members Airlines (source : fr.oneworld.com 27Oct14)

AIR BERLIN - AMERICAN AIRLINES - BRITISH AIRWAYS - CATHAY PACIFIC - FINNAIR - IBERIA - JAPAN AIRLINES - LAN - MALAYSIA AIRLINES - QANTAS - QATAR AIRWAYS - ROYAL JORDANIAN - S7 AIRLINES - Sri Lankan Airlines - TAM

SKYTEAM - Members Airlines (source : www.skyteam.com 27Oct14)

AEROFLOT - AEROLINEAS ARGENTINAS - AEROMEXICO - AIREUROPA - AIRFRANCE - ALITALIA - CHINA AIRLINES - CHINA EASTERN - CHINA SOUTHERN - CZECH AIRLINES - DELTA - GARUDA INDONESIA - KENYA AIRWAYS - KLM - KOREAN AIR - MEA - SAUDIA - TAROM - VIETNAM AIRLINES - XIAMENAIR

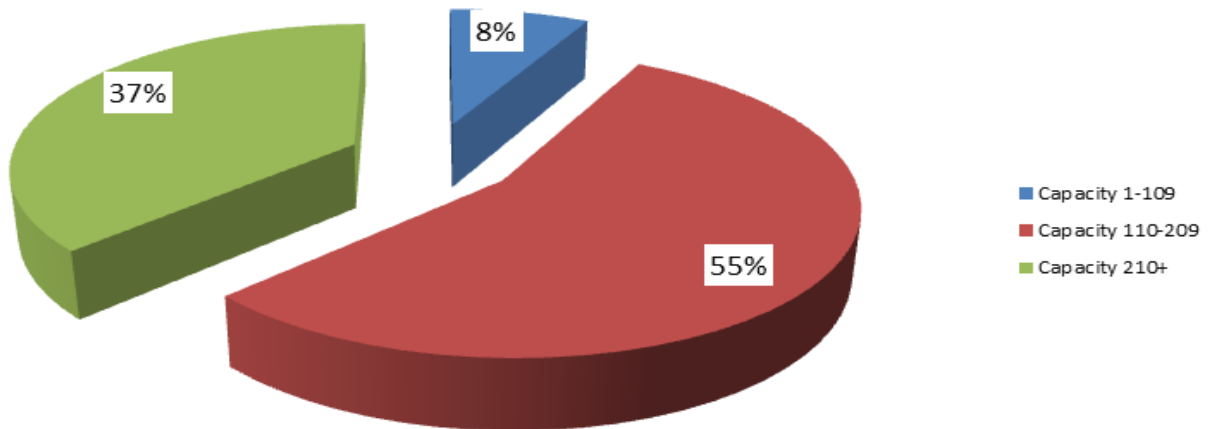
STAR ALLIANCE - Members Airlines (source : www.staralliance.com 27Oct14)

ADRIA - AEGEAN - AIR CANADA - AIR CHINA - AIR INDIA - AIR NEW ZEALAND - ANA - ASIANA AIRLINES - AUSTRIAN - AVIANCA TACA - BRUSSELS AIRLINES - COPAAIRLINES - CROATIA AIRLINES - EGYPTAIR - ETHIOPIAN - EVA AIR - LOT POLISH AIRLINES - LUFTHANSA - SCANDINAVIAN AIRLINES - SHENZHEN AIRLINES - SINGAPORE AIRLINES - SOUTH AFRICAN AIRWAYS - SWISS - TAP PORTUGAL - THAI - TURKISH AIRLINES - UNITED

Size of aircraft

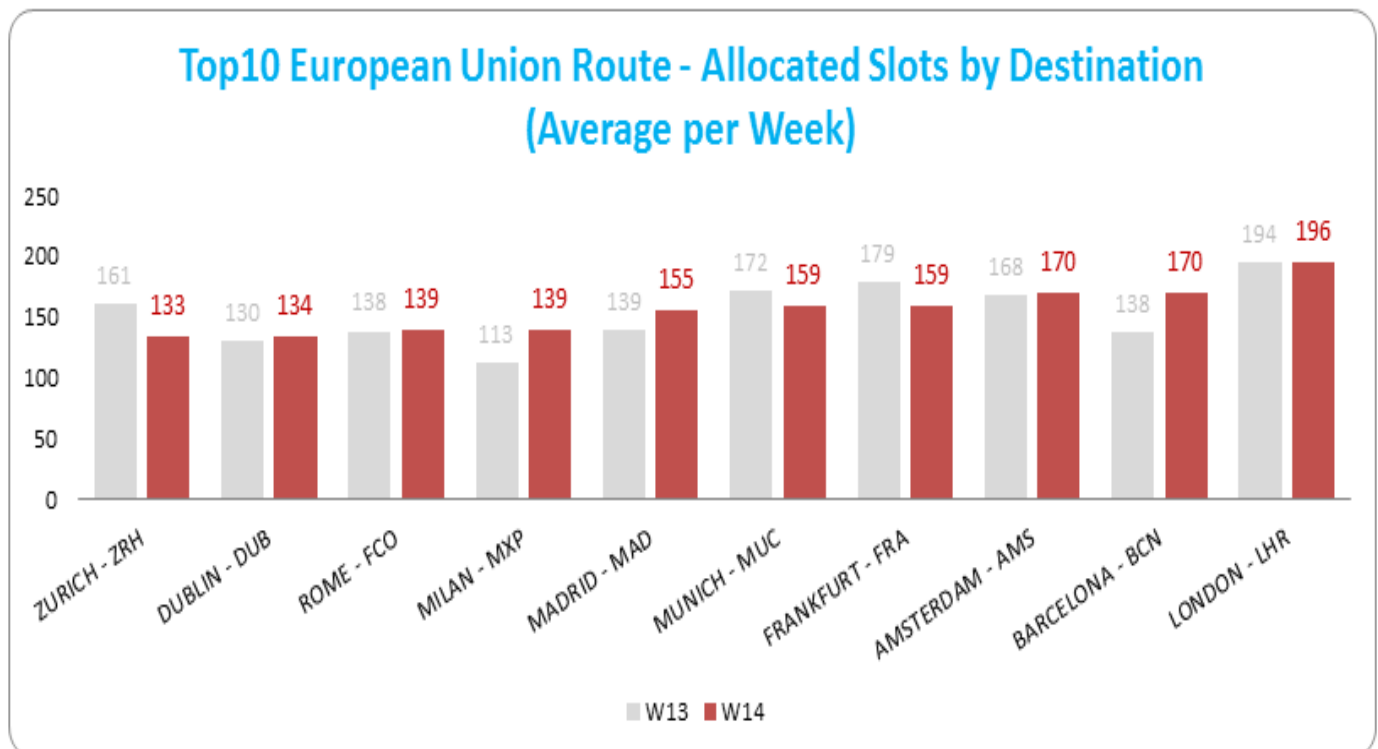
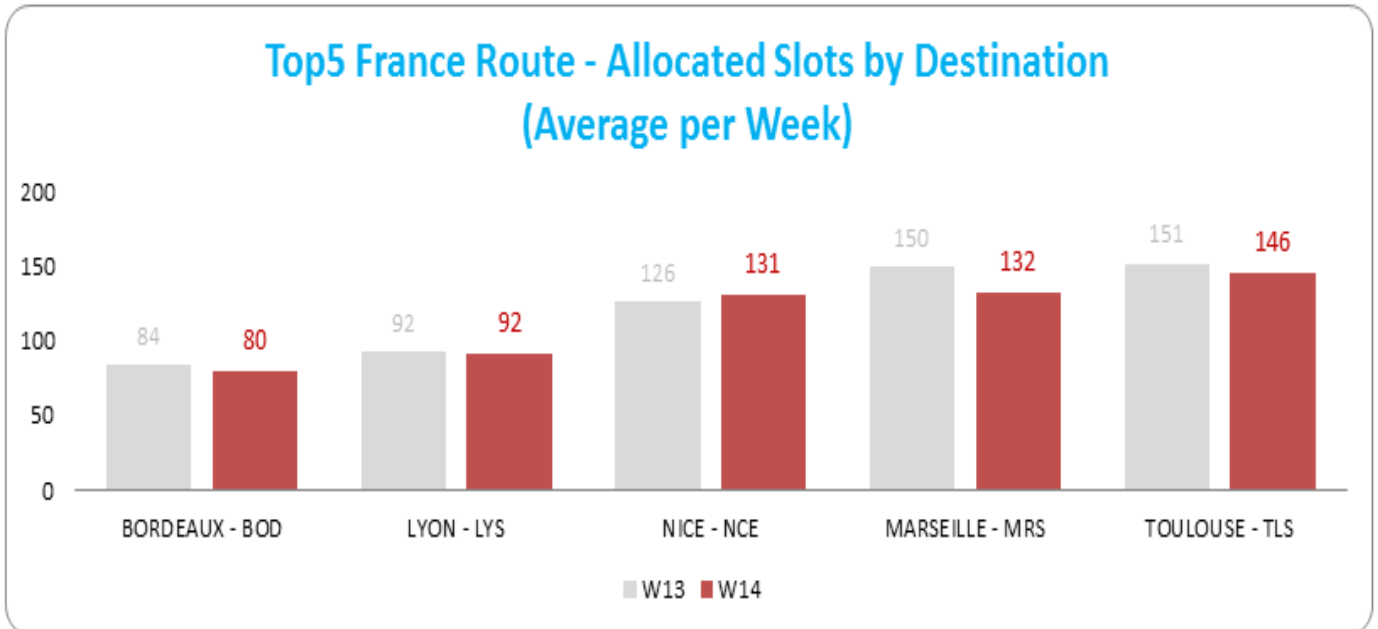
	W13	W14	Evolution
Average Size of Aircraft (Seats)	173	183	6%
Total Passenger Seat Offer	29 664 171	32 101 873	8%

CDGW14: Passenger Aircraft Size Distribution

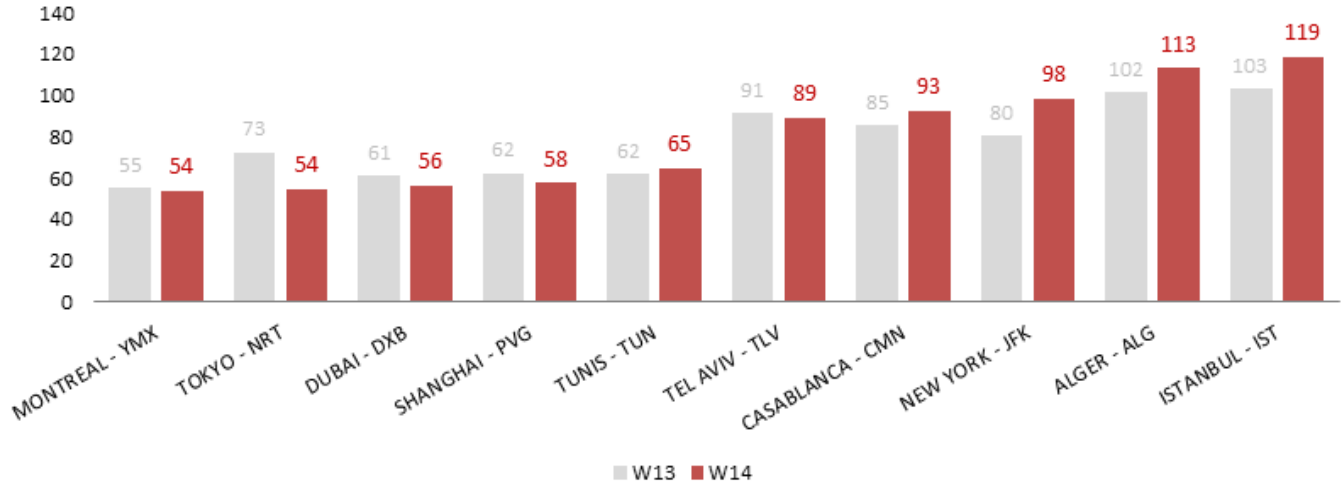


Allocated slots by destination

(CDGW14 vs CDGW13)



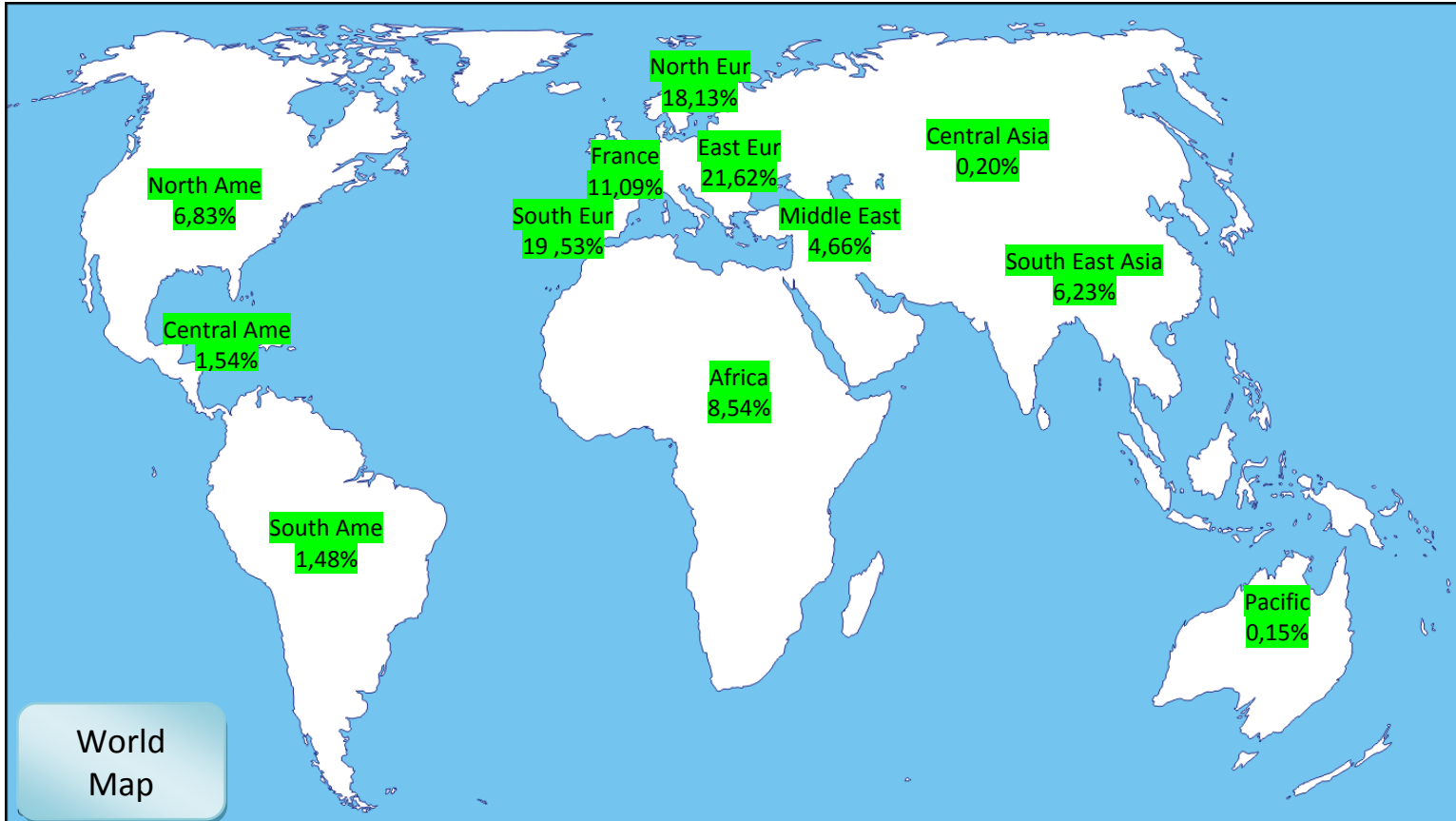
Top10 International Route - Allocated Slots by Destination (Average per Week)



Comparison of first 3 destinations for each group Allocated Slots by Destination (Average per Week)



Geographical distribution of allocated slots



Slots distribution by service type

Group Services for All Destinations	W14	W13
Regular Services	92,07%	91,29%
Freight Services	6,73%	7,44%
Charter Services	0,77%	0,96%
Technical Services	0,42%	0,30%
GA/BA Services	0,01%	0,01%
Special Services	0,00%	--

CDG – W14 - Airport Coordination Parameters

- **Runway scheduling limits :**

Order of october 19th,1999 set the airport capacity of Paris-Charles-de-Gaulle :

CDG RUIIWAY CAPACITY W14						
Local time	Arrivals /10 min.	Arrivals /hour	Departures /10 min.	Departures /hour	Total /hour	Local time
00:00-00:59	7	30	7	25	40	00:00-00:59
01:00-01:59	7	20	7	25	40	01:00-01:59
02:00-02:59	7	20	7	20	32	02:00-02:59
03:00-03:59	7	20	7	20	32	03:00-03:59
04:00-04:59	7	20	7	20	32	04:00-04:59
05:00-05:59	7	30	7	25	40	05:00-05:59
06:00-06:59	10'	41	7	38	67	06:00-06:59
07:00-07:59	11	48	12	66	103	07:00-07:59
08:00-08:59	12	62	11,5	62	106	08:00-08:59
09:00-09:59	11,5	62	12,5	62	117	09:00-09:59
10:00-10:59	11,5	60	12	67	111	10:00-10:59
11:00-11:59	11,5	61	12	63	112	11:00-11:59
12:00-12:59	11,5	54	12	63	110	12:00-12:59
13:00-13:59	11,5	54	12,5	68	107	13:00-13:59
14:00-14:59	12	58	11,5	63	105	14:00-14:59
15:00-15:59	12	56	12	65	108	15:00-15:59
16:00-16:59	11	56	12	63	107	16:00-16:59
17:00-17:59	12	61	11,5	62	107	17:00-17:59
18:00-18:59	12	60	12	62	111	18:00-18:59
19:00-19:59	11,5	59	11,5	62	109	19:00-19:59
20:00-20:59	11,5	56	11,5	64	108	20:00-20:59
21:00-21:59	11,5	53	11,5	53	97	21:00-21:59
22:00-22:59	10	44	10	41	78	22:00-22:59
23:00-23:59	8	40	10	30	62	23:00-23:59

“10” means that, during the corresponding hour, a maximum of 11 movements can be scheduled for one period of 10 minutes while a maximum of 10 movements can be scheduled for the five other periods of 10 minutes, provided that the othe constraints in the corresponding hour are not exceeded.

“11,5” means that, during the corresponding hour, a maximum of 12 movements can be scheduled for three periods of 10 minutes while a maximum of 11 movements can be scheduled for the three other periods of 10 minutes, provided that the other constraints in the corresponding hour are not exceeded.

“12” means that, during the corresponding hour, a maximum of 13 movements can be scheduled for one period of 10 minutes while a maximum of 12 movements can be scheduled for the five other periods of 10 minutes, provided that the other constraints in the corresponding hour are not exceeded.

Terminal constraints :

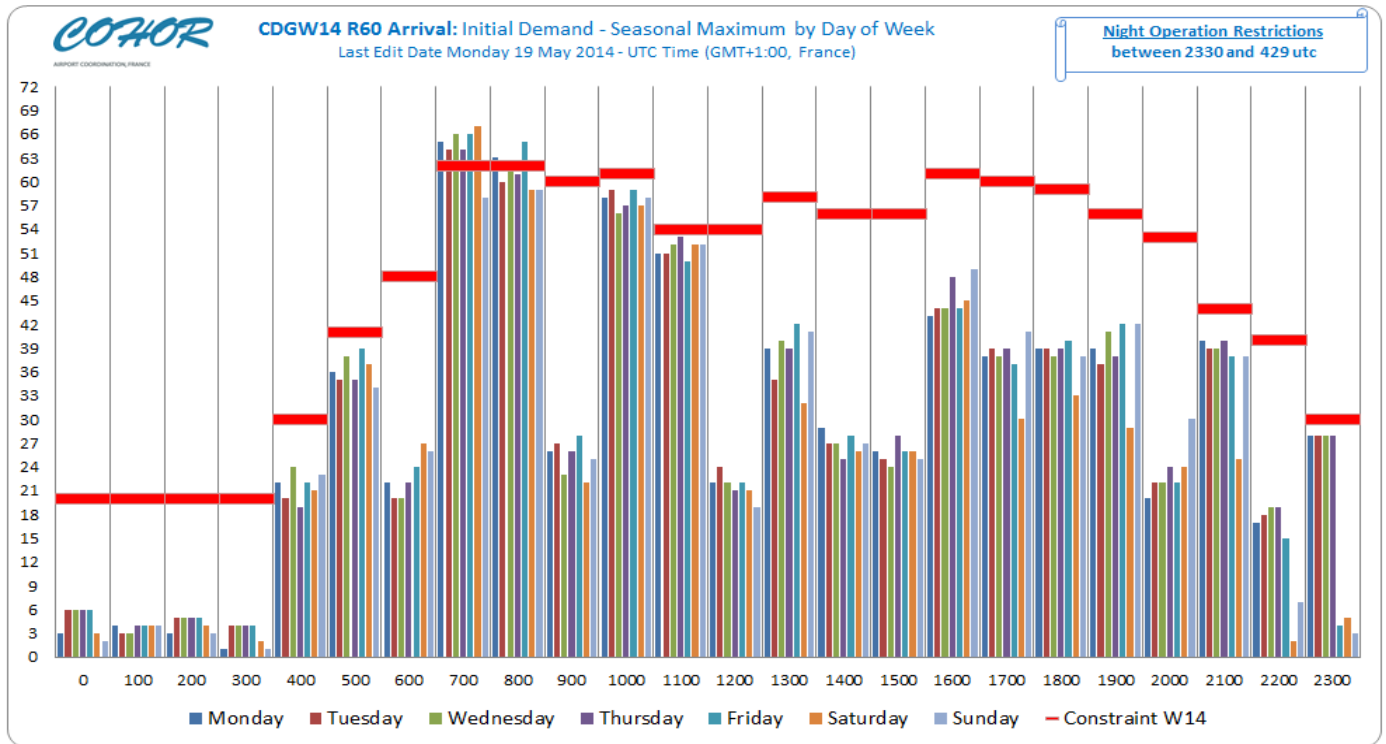
The maximum departing passenger flows per hour by terminal are :

Terminal 1 : 1950
 Terminal 2A : 900
 Terminal 2C : 900
 Terminal 2D : 1200
 Terminal 2F : 2800
 Terminal 2G : 650
 Terminal 3 : 1000

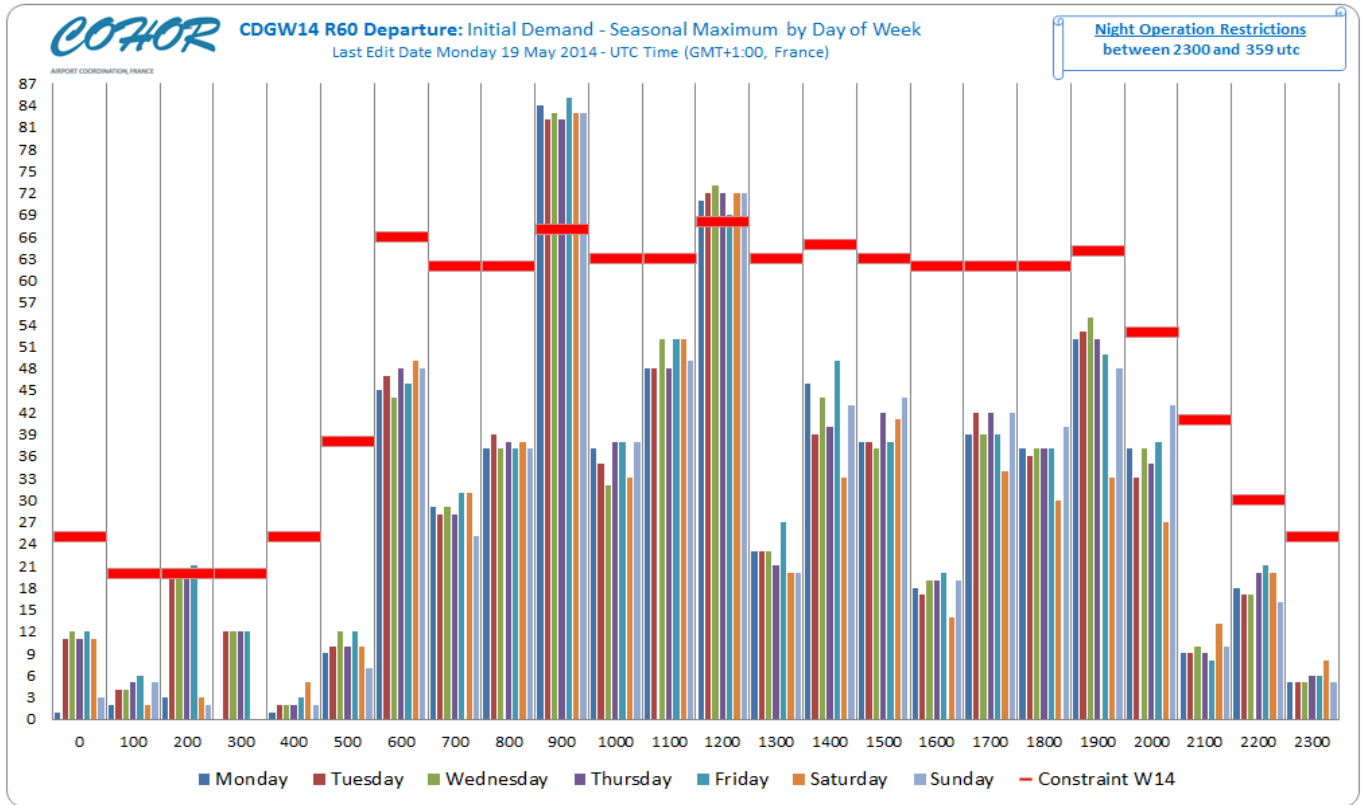
These constraints are implemented by COHOR to warn carriers of possible difficulties in CDG terminals. Cooperation between these carriers and Aéroports de Paris is required to find solutions.

Initial demand

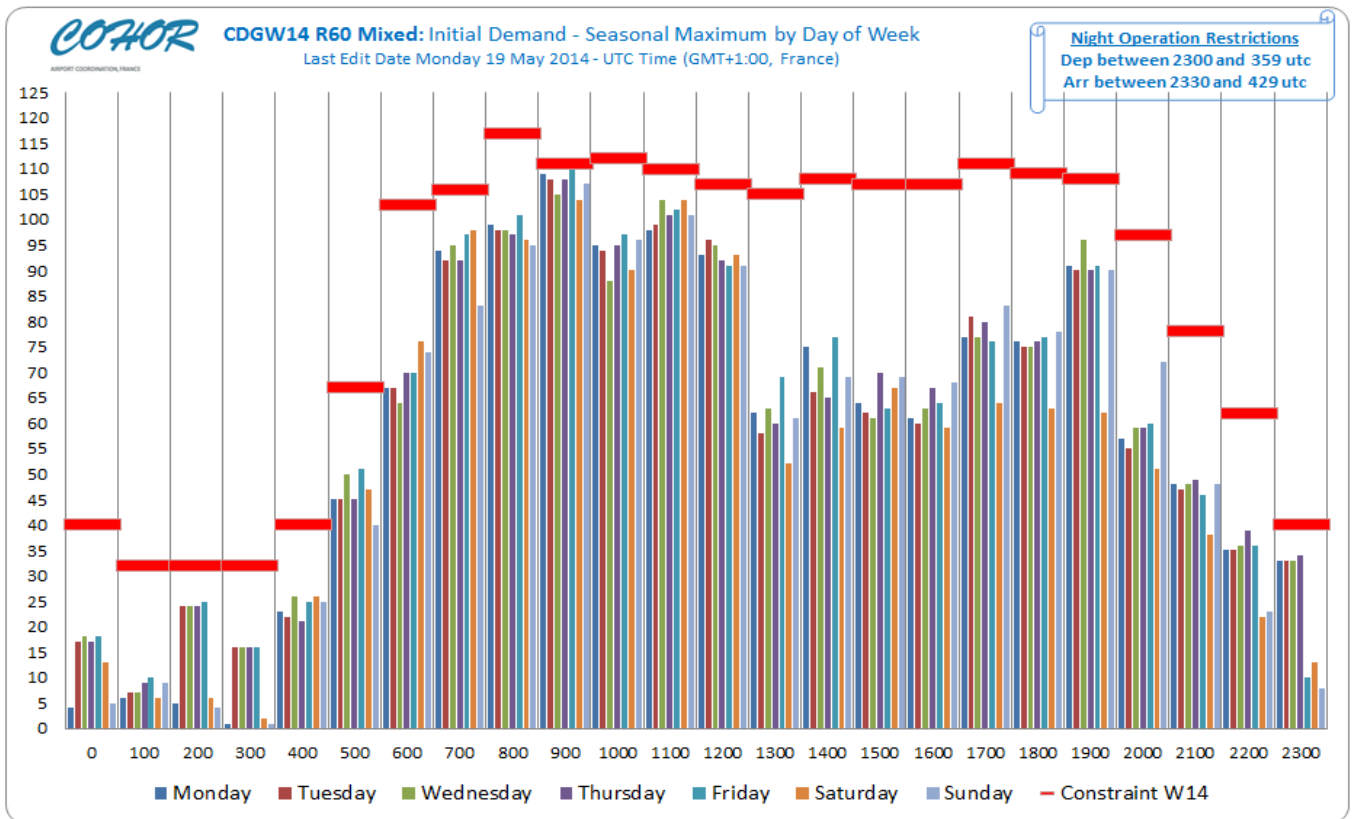
CDGW14 R60 Arrival



CDGW14 R60 Departure

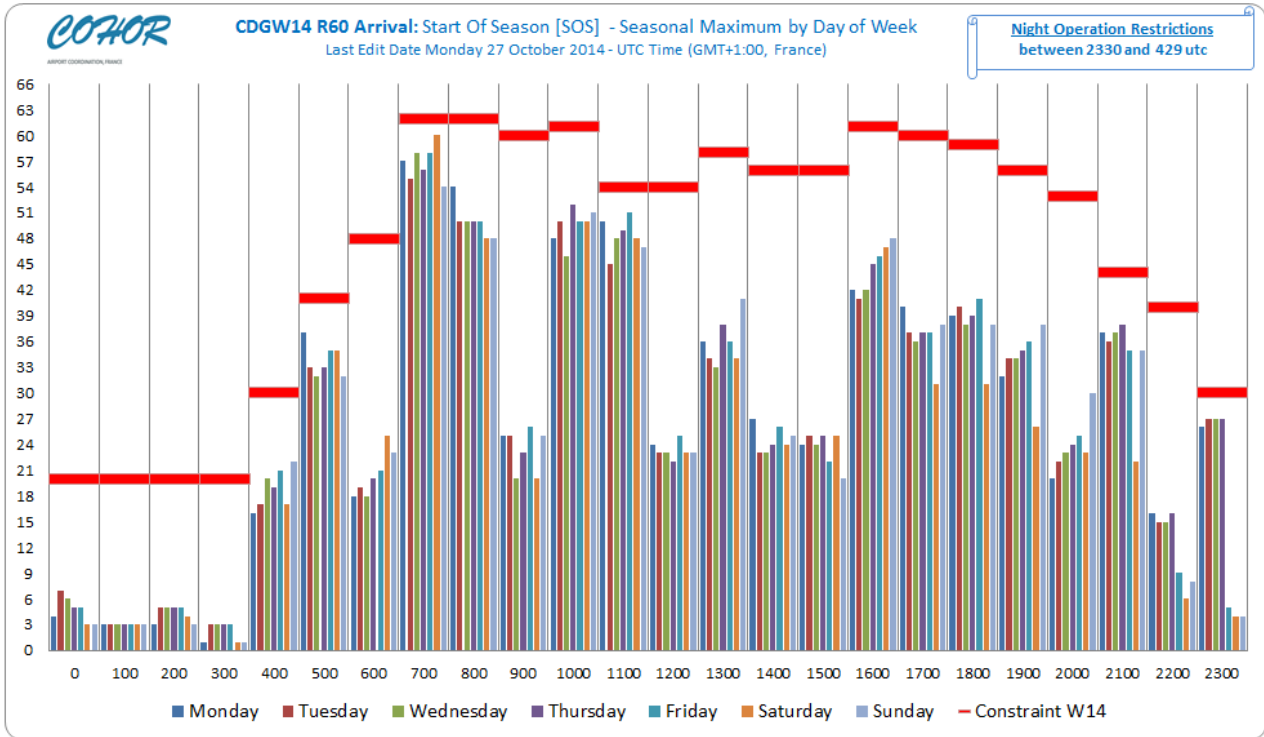


CDGW14 R60 Mixed

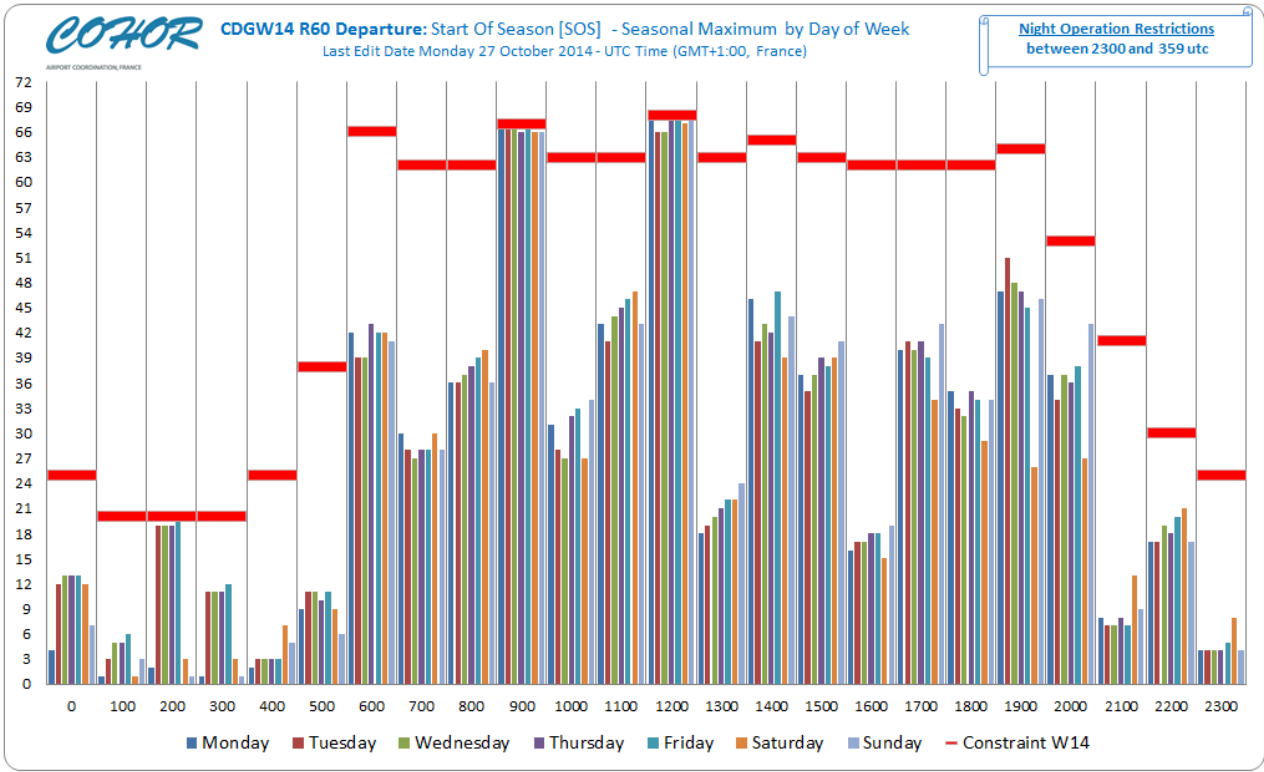


SOS Allocated slots

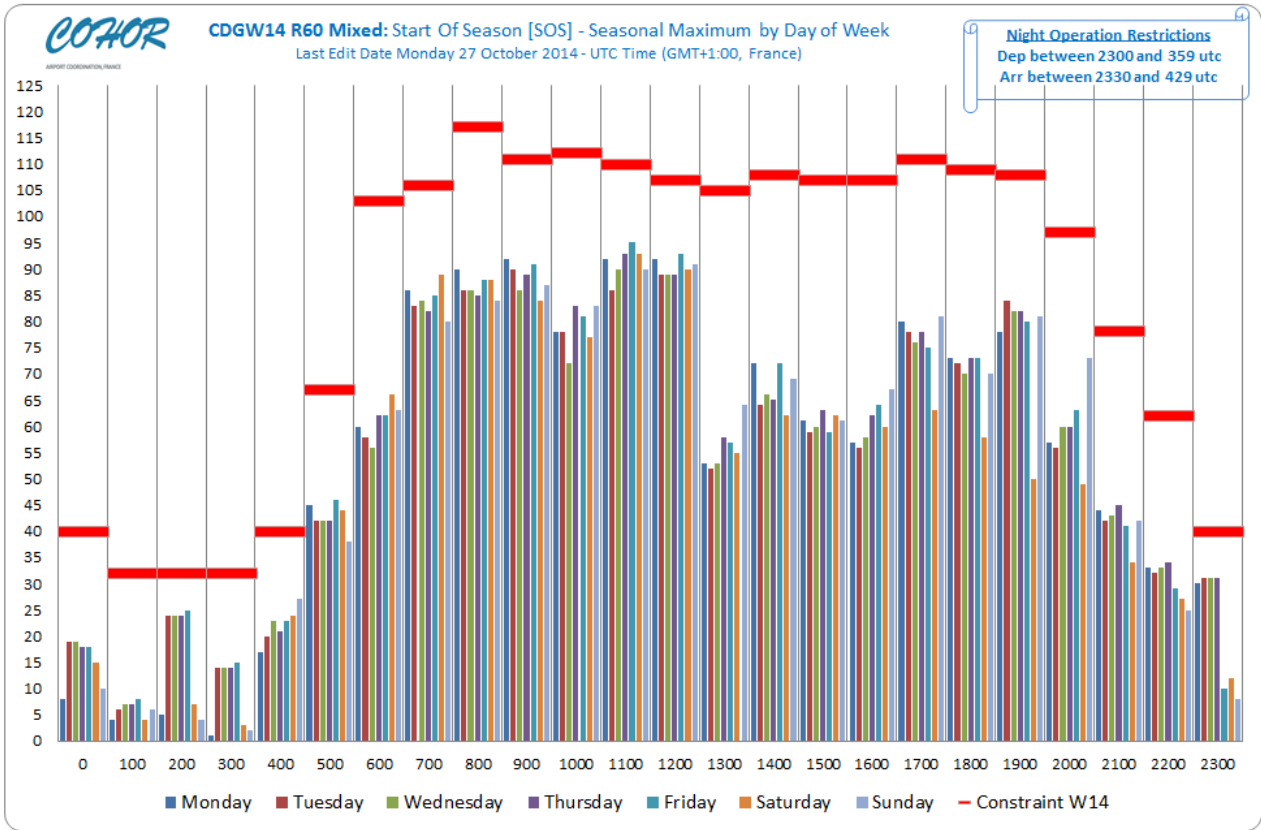
CDGW14 R60 Arrival



CDGW14 R60 Departure



CDGW14 R60 Mixed



Slots allocation by operator

Airline	Total Slot
ADRIA AIRWAYS	90
AEGEAN AIRLINES	636
AER LINGUS	1 478
AEROFLOT RUSSIAN AIRLINES	1 532
AEROMEXICO	308
AFRIQYAH AIRWAYS	128
AIGLE AZUR TRANSPORTS AERIENS	6
AIR ALGERIE	1 318
AIR ARMENIA	88
AIR AUSTRAL	438
AIR BALTIC	432
AIR BERLIN	4
AIR CAIRO	225
AIR CANADA	596
AIR CHINA	484
AIR CONTRACTORS LTD	8
AIR EUROPA	1 232
AIR EXPLORE	4
AIR FRANCE	100 799
AIR FRANCE HANDLING	2
AIR INDIA	308
AIR LITUANICA	172
AIR MADAGASCAR	132
AIR MALTA	96
AIR MAURITIUS	308
AIR MEDITERRANEE	745
AIR SEYCHELLES	88
AIR TAHITI NUI	154
AIR TRANSAT	314
AIRBRIDGE CARGO	132
AirSERBIA	308
AIRZENA GEORGIAN AIRLINES	88
ALITALIA	2 420
ALL NIPPON AIRWAYS	602
AMC AVIATION	80
AMERICAN AIRLINES	1 406
ARKEFLY	4
ARKIA ISRAELI AIRLINES	97
ASIANA AIRLINES	220
ASSISTANCE EUROPE HANDLING	8
ASTRA AIRLINES	2
AUSTRIAN AIRLINES	822

AZERBAIJAN AIRLINES	176
BELAVIA BELARUSSIAN AIRLINES	184
BLUEISLANDS	176
BRITISH AIRWAYS	1 912
CAMAIR-CO	220
CATHAY PACIFIC	482
CHINA EASTERN AIRLINES	522
CHINA SOUTHERN AIRLINES	310
CITYJET	7
CODE ASSISTANT SWISSPORT	5
CORENDON AIRLINES	4
CORSAIR	18
CROATIA AIRLINES	320
CSA CZECH AIRLINES	836
CYPRUS AIRWAYS	44
DARWIN AIRLINES	308
DELTA AIR LINES	2 235
DREAMJET	274
EASYJET AIRLINE	13 042
EAir - Equatorial Congo Airlines	288
EGYPTAIR	362
EL AL	807
EMIRATES	880
ENTER AIR	101
ESTONIAN AIR	18
ETHIOPIAN AIRLINES	442
ETIHAD AIRWAYS	616
EUROATLANTIC AIRWAYS	4
EUROLOT	132
EUROPE AIRPOST	2 323
EUROPEAN AIR TRANSPORT	1 037
EVA AIR	176
FEDEX EXPRESS	7 085
FINNAIR	1 516
FLYBE	1 759
FREE BIRD AIRLINES	60
GERMANIA FLUGGESELLSCHAFT	19
GERMANWINGS	1 968
GULFAIR	308
HAINAN AIRLINES	88
HERMES AIRLINES	15
HOP	10
ICELANDAIR	314
ISRAIR AIRLINES	44
JAPAN AIRLINES	616
JET AIRWAYS (INDIA) Private Limited	308
JETAIRFLY	14

JET2.COM	236
KENYA AIRWAYS	122
KLM	1 334
KOREAN AIR	392
KUWAIT AIRWAYS	176
LOT POLISH AIRLINES	904
LUFTHANSA	3 680
LUXAIR	924
MAHAN AIR	12
MALAYSIA AIRLINES	308
MAURITANIA AIRLINES	88
MERIDIANA FLY SPA	472
MIDDLE EAST AIRLINES	616
MNG AIRLINES	220
MONTENEGRO AIRLINES	96
NIKI	532
NOUVELAIR TUNISIE	430
OMAN AIR	178
ONUR AIR	350
PAKISTAN INTERNATIONAL AIRLINES	130
PAN EUROPEENNE AIR SERVICE	3
PEGASUS AIRLINES	10
QATAR AIRWAYS	1 012
ROSSIYA AIRLINES	308
ROYAL AIR MAROC	309
ROYAL JORDANIAN AIRLINES	308
SAUDIA	528
SCANDINAVIAN AIRLINES	1 835
SINGAPORE AIRLINES	308
SN BRUSSELS AIRLINES	616
SRILANKAN AIRLINES	176
STAR AIR	440
STEVE TEST TO KEEP	1
SUNEXPRESS	2
SUNEXPRESS DEUTSCHLAND	4
SURINAM AIRWAYS	2
SWISS INTERNATIONAL AIRLINES	1 486
SYPHAX AIRLINES	530
TAM LINHAS AEREAS	308
TAROM	604
THAI AIRWAYS	308
THOMAS COOK AIRLINES	8
THY TURKISH AIRLINES	1 540
TITAN AIRWAYS	4
TNT AIRWAYS	660
TRANS AEREOS DE CABO VERDE	86
TRANS MEDITERRANEAN AIRWAYS	86

TRANSAVIA AIRLINES	14
TRANSAVIA FRANCE	6
TRAVEL SERVICE AIRLINES	156
TUNISAIR	31
TURKMENISTAN AIRLINES	72
UKRAINE INTL AIRLINES	153
UNITED AIRLINES	1 276
UNITED PARCEL SERVICE	440
US AIRWAYS	302
UZBEKISTAN AIRWAYS	44
VIETNAM AIRLINES	440
VLM AIRLINES	6
VOLOTEA SL	12
VUELING AIRLINES	1 396
WHITE AIRWAYS	2
WOW Air	132
XL AIRWAYS FRANCE	1 038
YEMENIA	44