



AIRPORT COORDINATION, FRANCE

Lyon St Exupéry Airport  
LYS/LFLL

## Summer 2014 - Start Of Season Report

Report data extraction date: Monday 31 March 2014

Last modification made on:

### Table of contents

Evolution of allocated slots at the Start Of Season (SOS) .....	2
Total slots by operator – TOP15 .....	2
Slots distribution per alliance.....	4
Size of aircraft.....	5
Allocated slots by destination .....	6
Geographical distribution of allocated slots .....	8
Slots distribution by service type .....	8
LYS – S14 - Airport Coordination Parameters .....	9
Initial demand .....	10
SOS Allocated slots .....	12
Slots allocation by operator.....	14

*The contents of this report may not be reproduced without the written consent of COHOR.*

## Evolution of allocated slots at the Start Of Season (SOS)

Summer 2014 (30 weeks): 64 436 Allocated Slots

Summer 2013 (30 weeks): 71 343 Allocated Slots

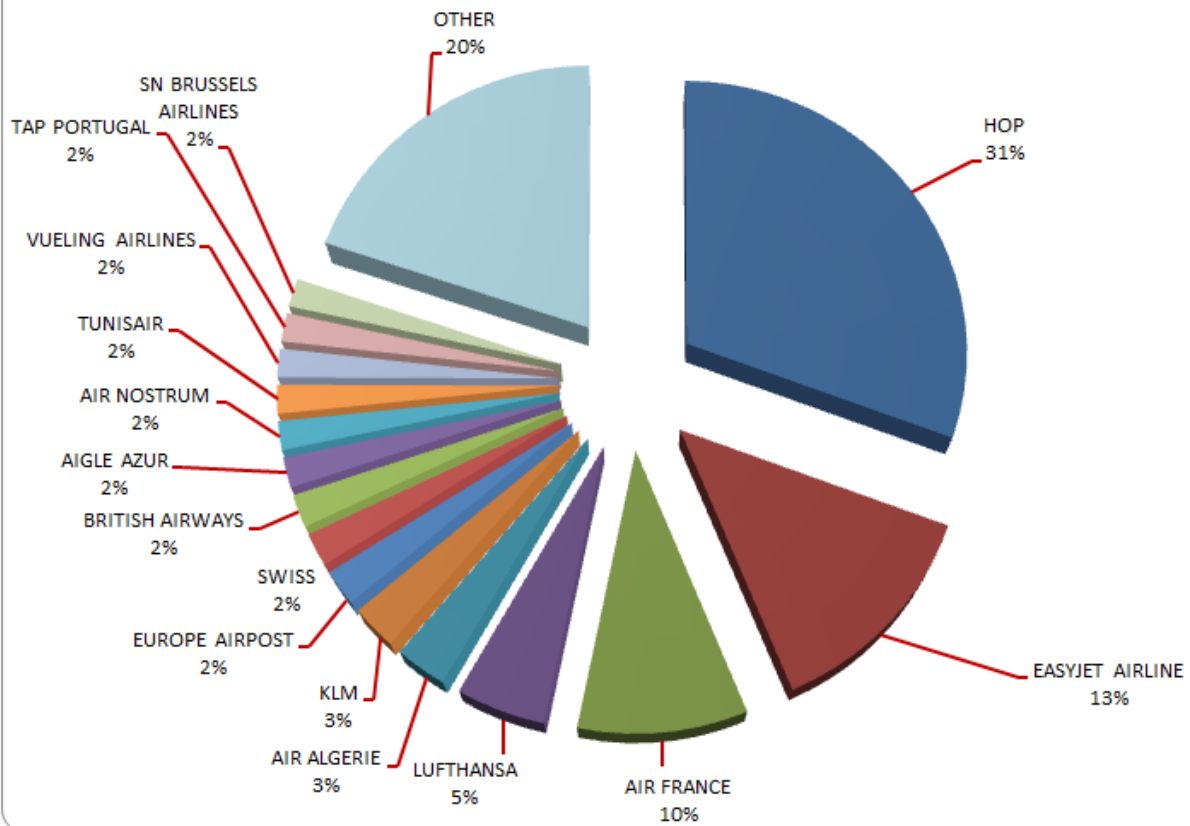
Allocated slots at SOS decreased by **9,68%** from S13 to S14 (on average per week).

## Total slots by operator – TOP15

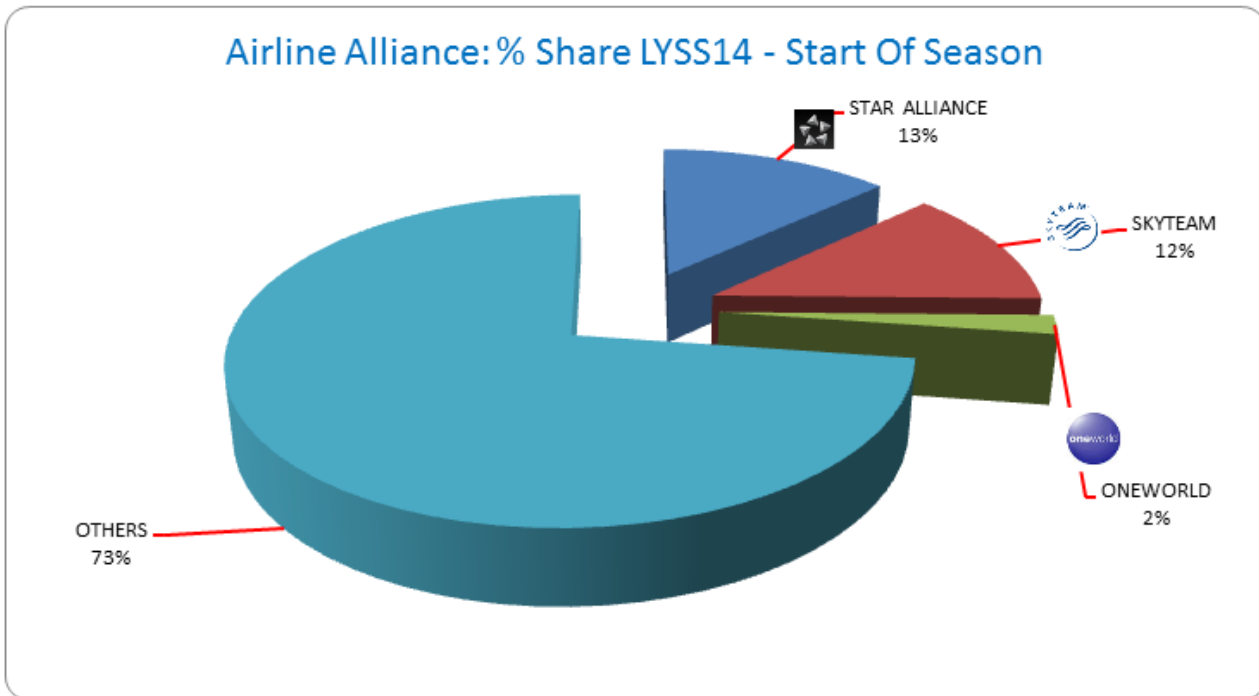
Airline	S13	%SHARE S13	S14	%SHARE S14	%CHANGE (on average per week)
HOP	21 889	30,68%	19 735	30,63%	-9,84%
EASYJET AIRLINE	8 568	12,01%	8 449	13,11%	-1,39%
AIR FRANCE	6 430	9,01%	6 122	9,50%	-4,79%
LUFTHANSA	4 586	6,43%	3 250	5,04%	-29,13%
AIR ALGERIE	1 648	2,31%	1 906	2,96%	15,66%
KLM	1 678	2,35%	1 679	2,61%	0,06%
EUROPE AIRPOST	1 911	2,68%	1 365	2,12%	-28,57%
SWISS INTERNATIONAL AIRLINES	1 680	2,35%	1 256	1,95%	-25,24%
BRITISH AIRWAYS	1 560	2,19%	1 248	1,94%	-20,00%
AIGLE AZUR TRANSPORTS AERIENS	1 297	1,82%	1 152	1,79%	-11,18%
AIR NOSTRUM	1 136	1,59%	1 105	1,71%	-2,73%
TUNISAIR	1 266	1,77%	1 098	1,70%	-13,27%
VUELING AIRLINES	790	1,11%	1 098	1,70%	38,99%
TAP PORTUGAL	1 078	1,51%	1 094	1,70%	1,48%
SN BRUSSELS AIRLINES	1 054	1,48%	1 080	1,68%	2,47%
OTHER	14 772	20,71%	12 799	19,86%	-13,36%
GRAND TOTAL	71 343	100,00%	64 436	100,00%	-9,68%
Part of AF/KL Group*	33 905	47,52%	28 518	44,26%	

\* AIRFRANCE - AIRLINAIR - BRITAIR - HOP - KLM - REGIONAL - TRANSAVIAFRANCE - TRANSAVIAHOLLANDE

### LYSS14 Start Of Season - Distribution by Airline



## Slots distribution per alliance



ONEWORLD - Members Airlines (source : [fr.oneworld.com](http://fr.oneworld.com) 31 March 2014)

AIR BERLIN - AMERICAN AIRLINES - BRITISH AIRWAYS - CATHAY PACIFIC - FINNAIR - IBERIA - JAPAN AIRLINES - LAN - MALAYSIA AIRLINES - QANTAS - QATAR AIRWAYS - ROYAL JORDANIAN - S7 AIRLINES - TAM

SKYTEAM - Members Airlines (source : [www.skyteam.com](http://www.skyteam.com) 31 March 2014)

AEROFLOT - AEROLINEAS ARGENTINAS - AEROMEXICO - AIREUROPA - AIRFRANCE - ALITALIA - CHINA AIRLINES - CHINA EASTERN - CHINA SOUTHERN - CZECH AIRLINES - DELTA - GARUDA - KENYA AIRWAYS - KLM - KOREAN AIR - MEA - SAUDIA - TAROM - VIETNAM AIRLINES - XIAMENAIR

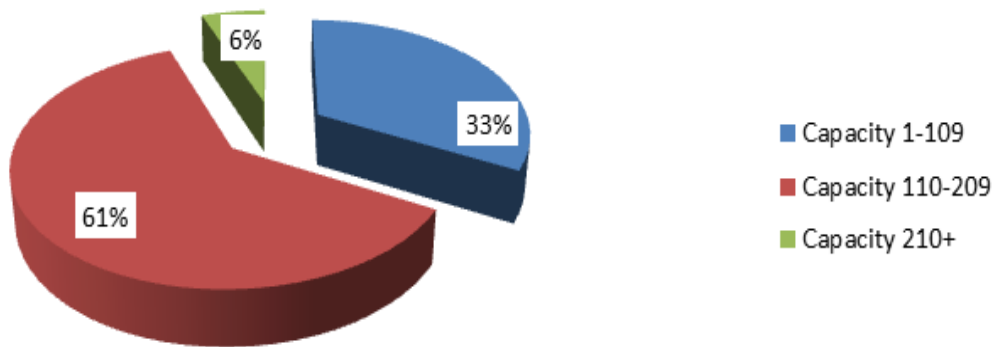
STAR ALLIANCE - Members Airlines (source : [www.staralliance.com](http://www.staralliance.com) 31 March 2014)

ADRIA - AEGEAN - AIR CANADA - AIR CHINA - AIR NEW ZEALAND - ANA - ASIANA AIRLINES - AUSTRIAN - AVIANCA TACA  
BRUSSELS AIRLINES - COPAAIRLINES - CROATIA AIRLINES - EGYPTAIR - ETHIOPIAN - EVA AIR  
LOT POLISH AIRLINES - LUFTHANSA - SCANDINAVIAN AIRLINES - SHENZHEN AIRLINES - SINGAPORE AIRLINES - SOUTH AFRICAN AIRWAYS  
SWISS - TAP PORTUGAL - THAI - TURKISH AIRLINES - UNITED

## Size of aircraft

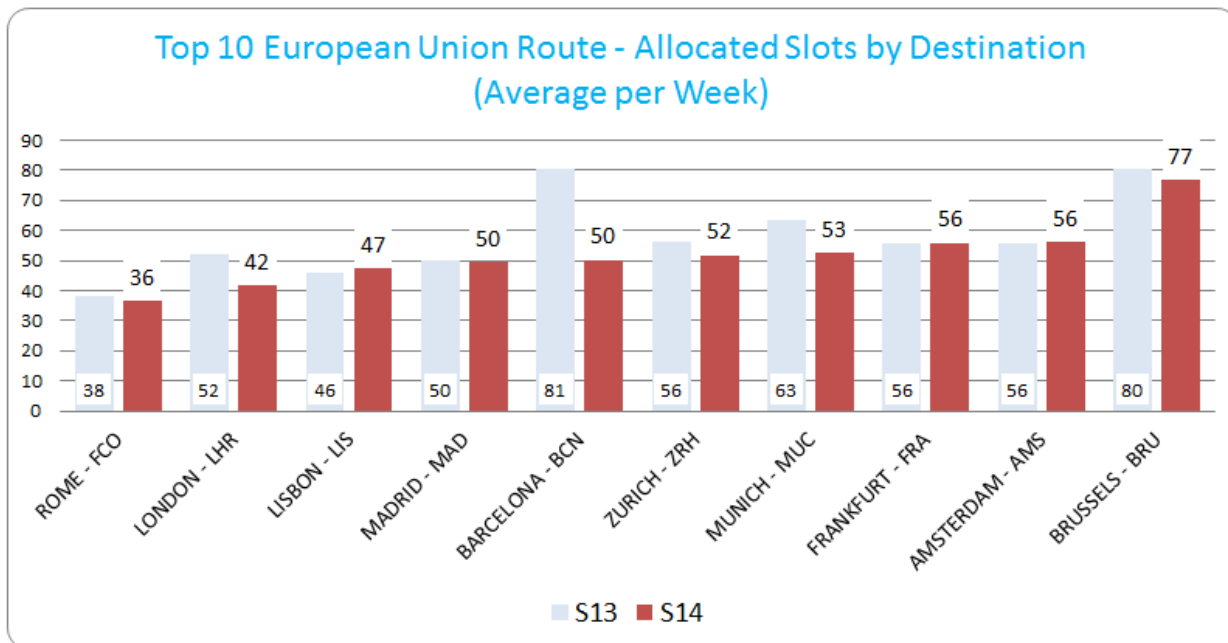
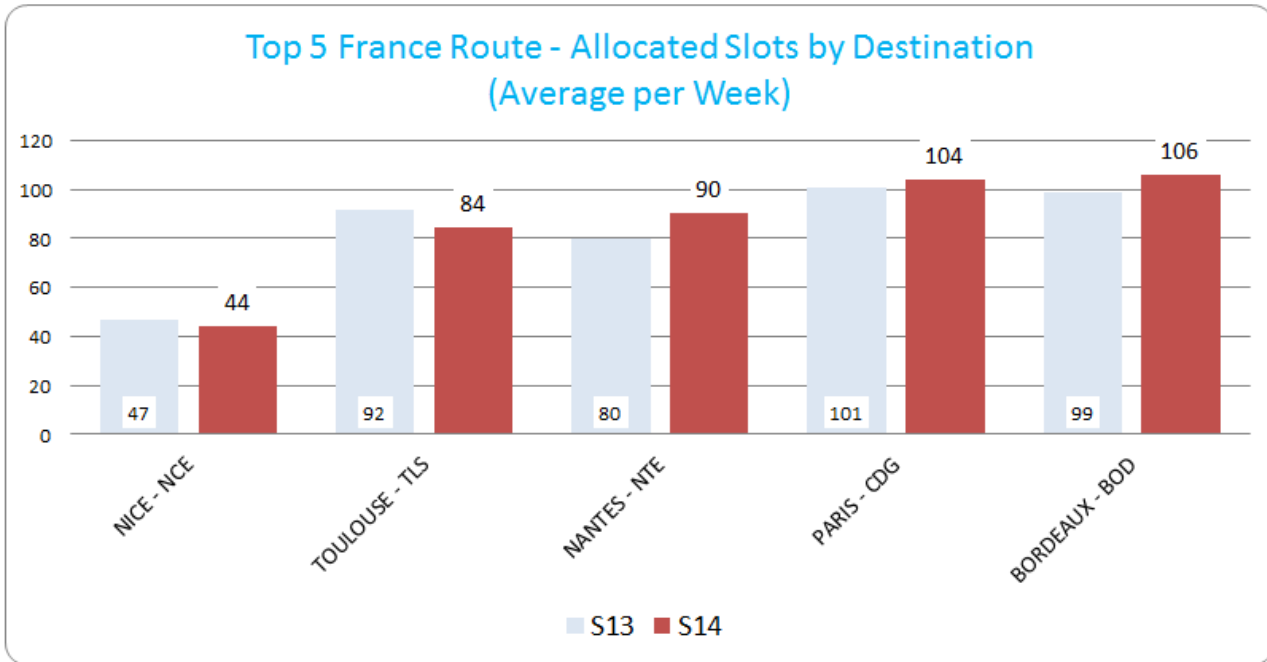
	S13	S14	Evolution
Average Size of Aircraft (Seats)	115	117	1%
Total Passenger Seat Offer	7 620 433	7 207 396	-5%

LYSS14: Passenger Aircraft Size Distribution

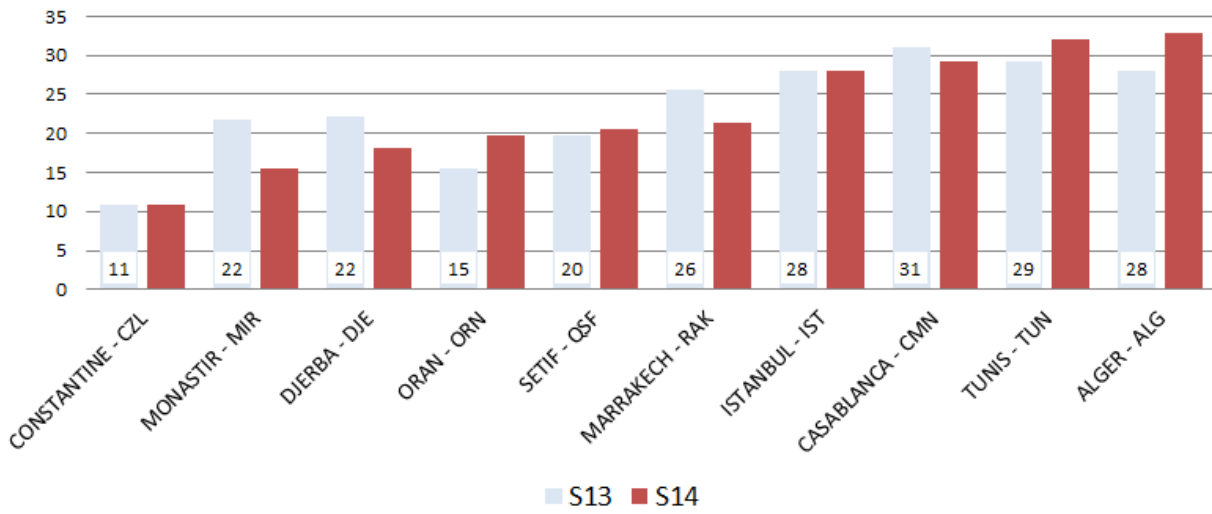


## Allocated slots by destination

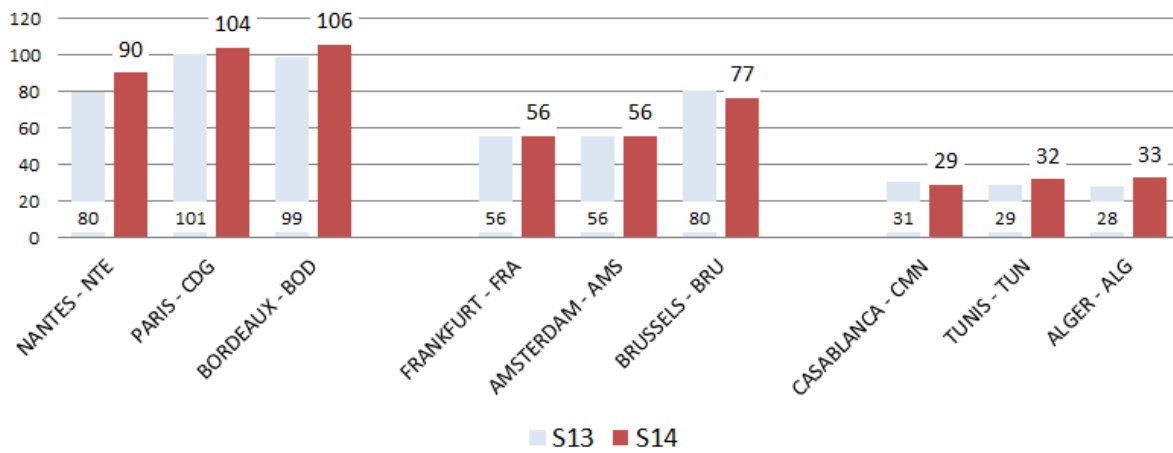
(LYSS14 vs LYSS13)



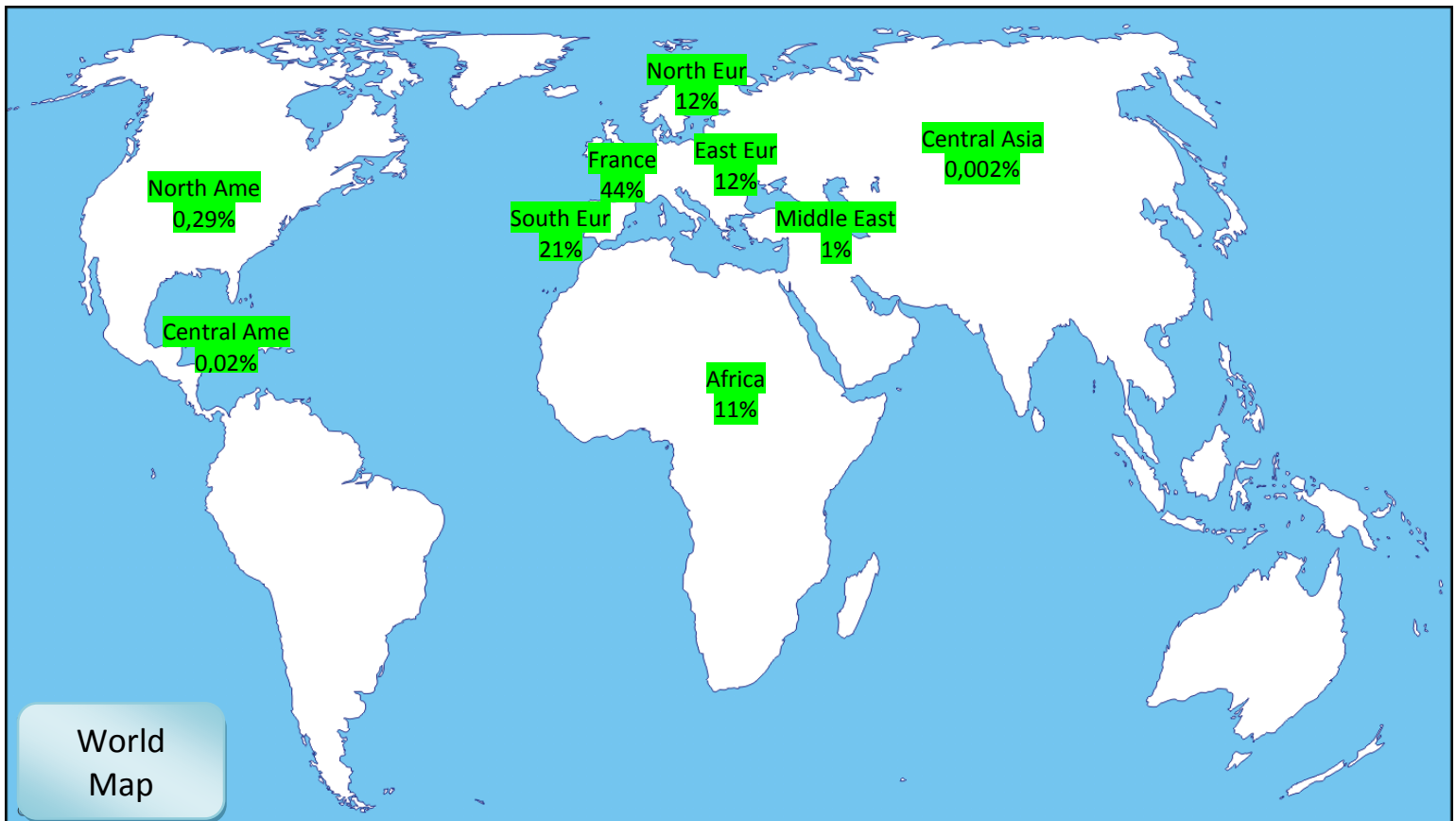
### Top 10 International Route - Allocated Slots by Destination (Average per Week)



### Comparison of first 3 destinations for each group Allocated Slots by Destination (Average per Week)



## Geographical distribution of allocated slots



## Slots distribution by service type

Service Type	S14	S13
Group Services for All Destinations		
Regular Services	92,46%	92,18%
Freight Services	3,63%	3,13%
Charter Services	3,57%	4,47%
Technical Services	0,32%	0,22%
GA/BA Services	0,03%	0,01%



## LYS – S14 - Airport Coordination Parameters

### Nouveaux paramètres de coordination

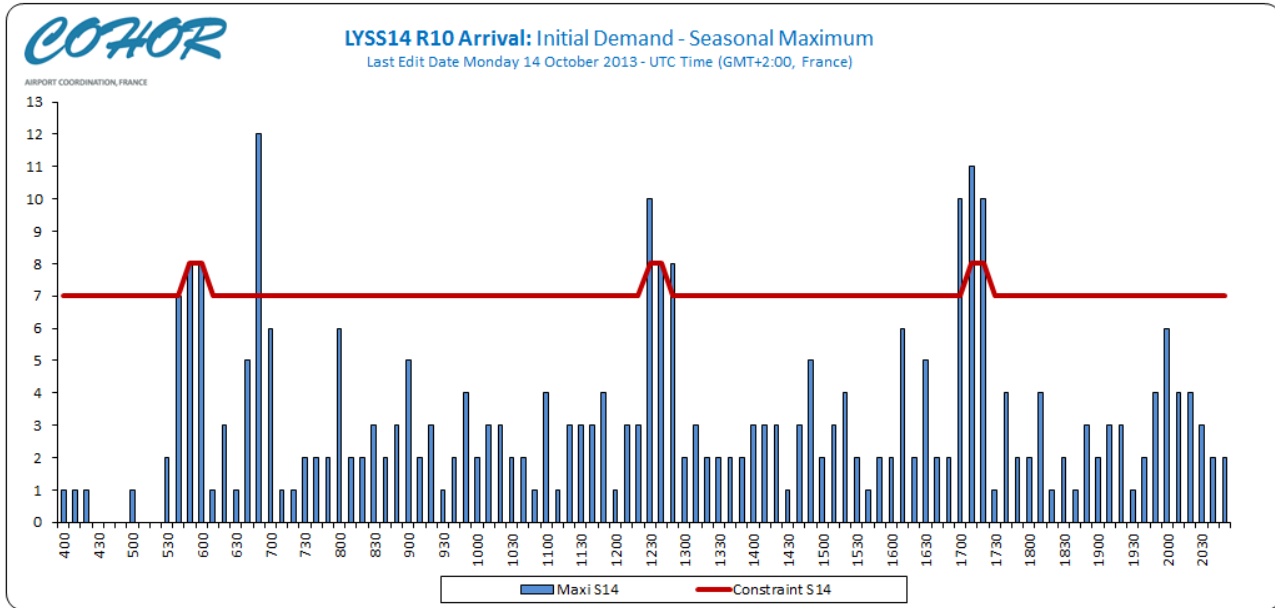
A compter de la saison d'été 2014, suite à l'augmentation de capacité permise par les travaux d'aménagement de nouvelles bretelles de grande vitesse sur l'aéroport de Lyon, l'arrêté du 4 octobre 2013 modifie les paramètres de coordination de la manière suivante :

HEURES locales	ARRIVÉES par heure	ARRIVÉES par 40 minutes	ARRIVÉES par 10 minutes	DÉPARTS par heure	DÉPARTS par 40 minutes	DÉPARTS par 10 minutes	TOTAL arrivées + départs par heure	TOTAL arrivées + départs par 10 minutes
6h à 6h59	38 par heure glissante par pas de 10 minutes	27	7	38 par heure glissante par pas de 10 minutes	27	7	53	9
7h à 9h59			7*			7*		
10h à 13h59			7			7		
14h à 15h59			7*			7*		
16h à 17h59			7			7		
18h à 20h59			7*			7*		
21h à 22h59			7			7		

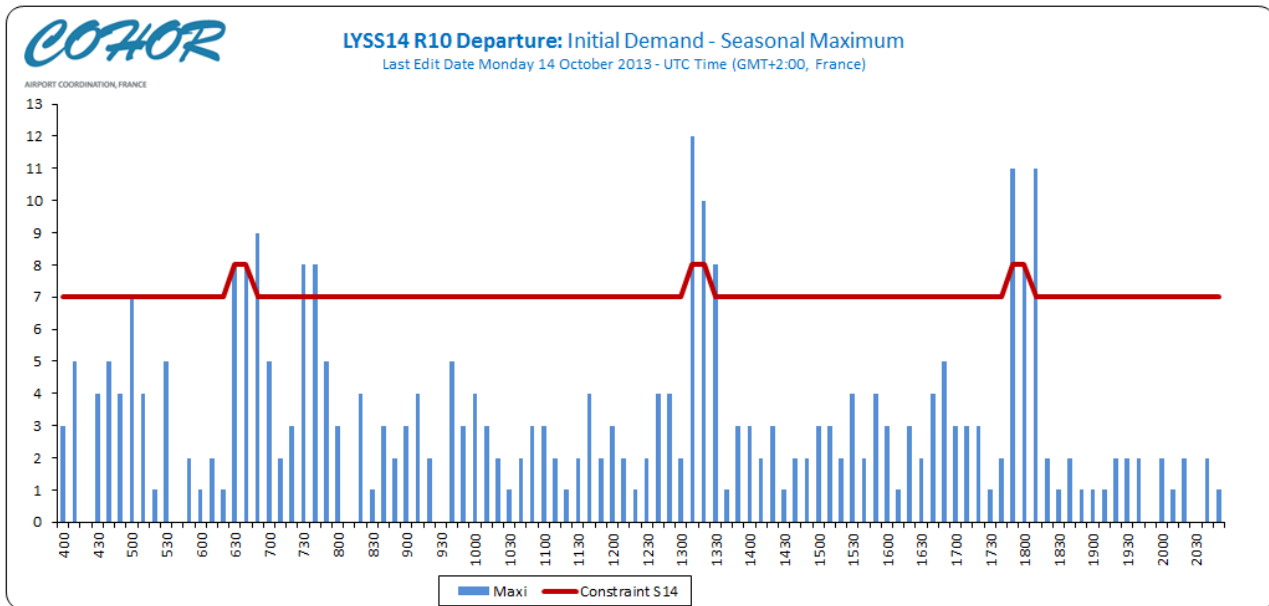
Nota. —| 7\* signifie que, au cours d'une tranche horaire glissante, huit mouvements au plus peuvent être acceptés pendant deux périodes de dix minutes, sept mouvements pendant les quatre autres périodes, sous réserve du respect de la contrainte horaire correspondante.

## Initial demand

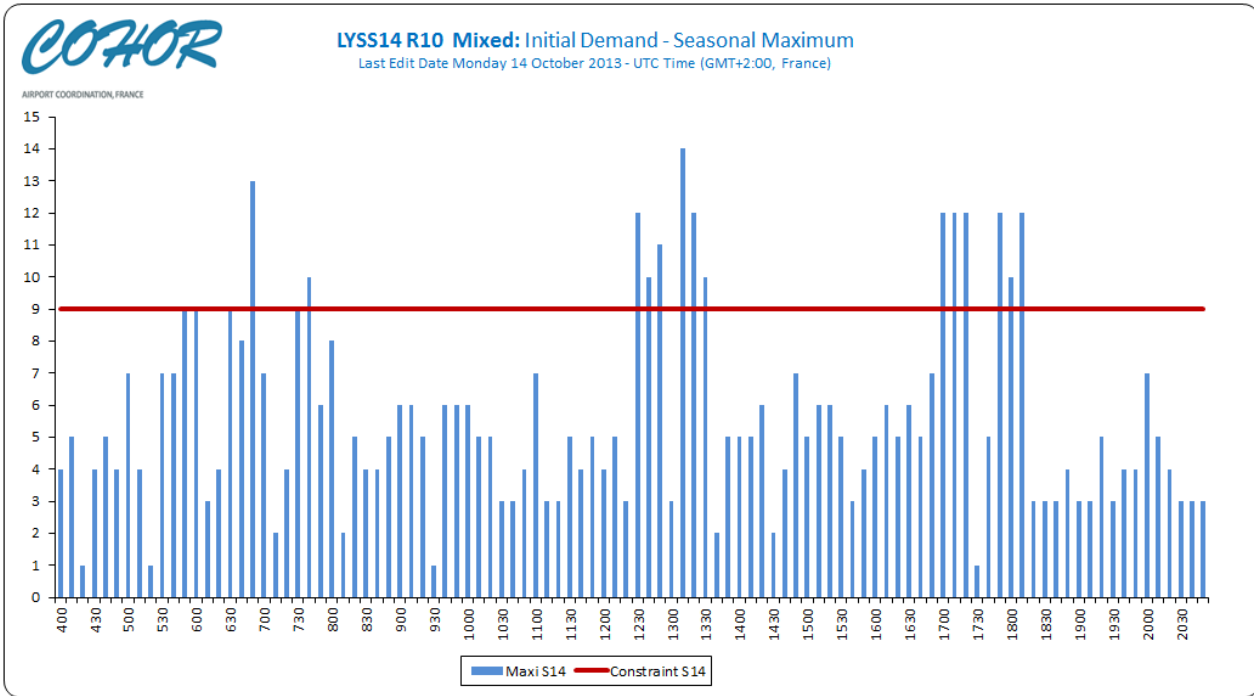
### LYSS14 R10 Arrival



### LYSS14 R10 Departure

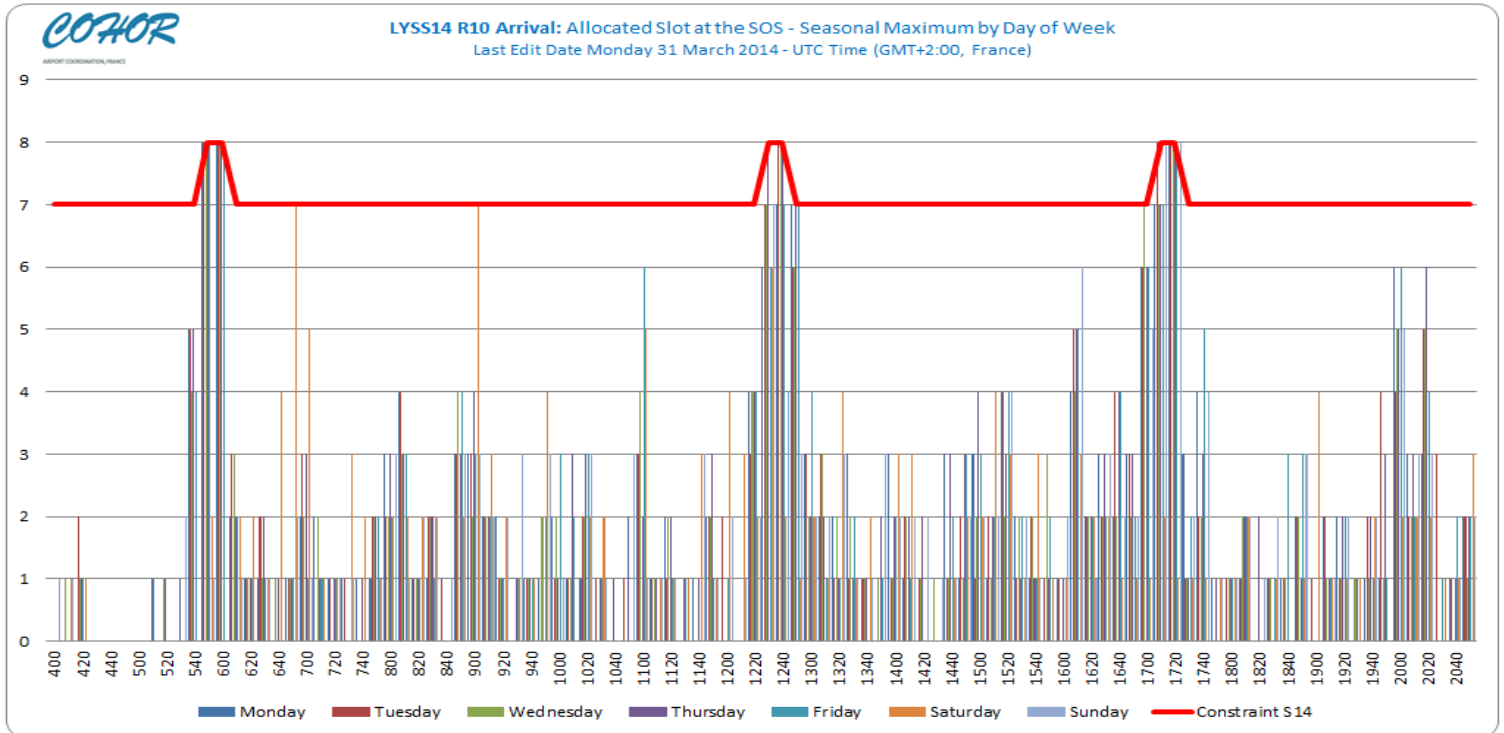


LYSS14 R10 Mixed

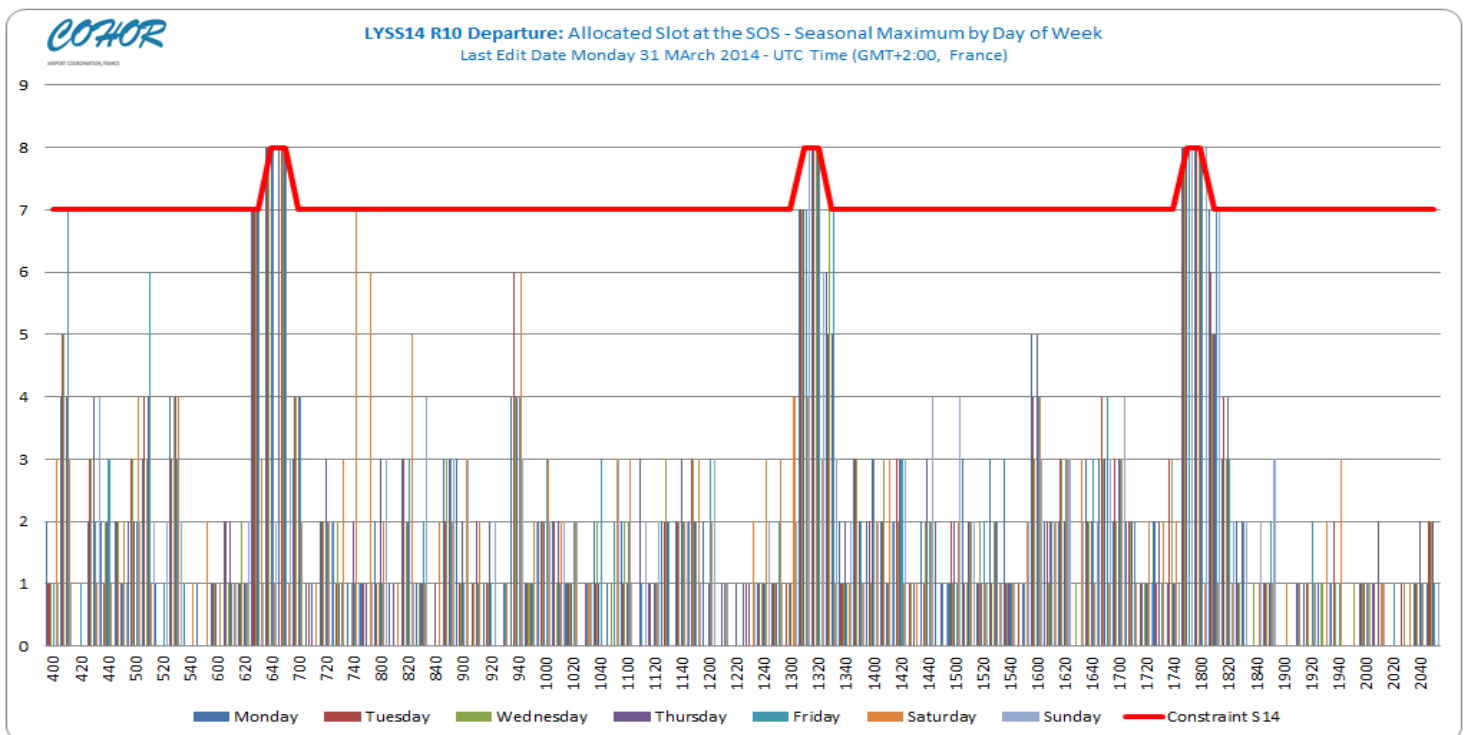


## SOS Allocated slots

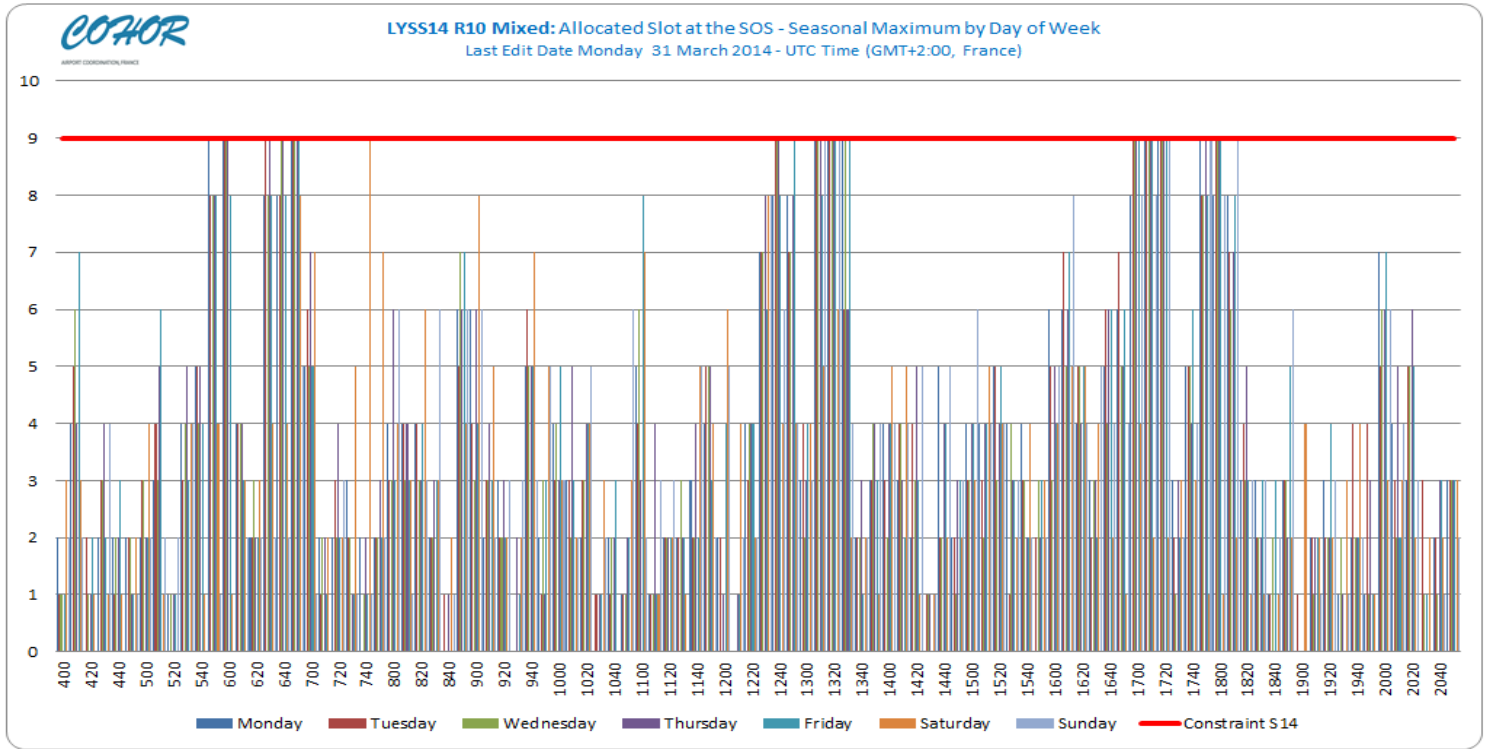
### LYSS14 R10 Arrival



### LYSS14 R10 Departure



LYSS14 R10 Mixed



## Slots allocation by operator

AIRPORT	SEASON	Airline	Total Slot
LYS	S14	AEGEAN AIRLINES	210
LYS	S14	AER LINGUS	372
LYS	S14	AIGLE AZUR TRANSPORTS AERIENS	1 152
LYS	S14	AIR ALGERIE	1 906
LYS	S14	AIR ARABIA MAROC	172
LYS	S14	AIR CORSICA	334
LYS	S14	AIR EUROPA	2
LYS	S14	AIR FRANCE	6 122
LYS	S14	AIR MALTA	120
LYS	S14	AIR MEDITERRANEE	885
LYS	S14	AIR NOSTRUM	1 105
LYS	S14	AIR ONE	92
LYS	S14	AIR TRANSAT	182
LYS	S14	ALITALIA	4
LYS	S14	ATLANTIC AIRLINES LTD	18
LYS	S14	AUSTRIAN AIRLINES	704
LYS	S14	AVIONE	2
LYS	S14	BH AIR	6
LYS	S14	BRITISH AIRWAYS	1 248
LYS	S14	CHALAIR	599
LYS	S14	CROATIA AIRLINES	48
LYS	S14	DARWIN AIRLINES	294
LYS	S14	EASTERN AIRWAYS LIMITED	566
LYS	S14	EASYJET AIRLINE	8 449
LYS	S14	EMIRATES	360
LYS	S14	ENTER AIR	48
LYS	S14	EUROPE AIRPOST	1 365
LYS	S14	EUROPEAN AIR TRANSPORT	548
LYS	S14	FEDEX EXPRESS	544
LYS	S14	FLYBE	360
LYS	S14	FREE BIRD AIRLINES	10
LYS	S14	GERMANIA FLUGGESELLSCHAFT	46
LYS	S14	GERMANWINGS	874
LYS	S14	HERMES AIRLINES	96
LYS	S14	HOP	19 735
LYS	S14	ISRAIR AIRLINES	6
LYS	S14	JETAIRFLY	124
LYS	S14	JET2.COM	2
LYS	S14	KLM	1 679
LYS	S14	LUFTHANSA	3 250
LYS	S14	LUXAIR	8
LYS	S14	MAP HANDLING EXECUTIVE	2

AIRPORT	SEASON	Airline	Total Slot
LYS	S14	MONARCH AIRLINES	14
LYS	S14	NEOS	4
LYS	S14	NOUVELAIR TUNISIE	270
LYS	S14	ONUR AIR	244
LYS	S14	PICHARD EXE HANDLING	13
LYS	S14	PRIMERA AIR	62
LYS	S14	ROYAL AIR MAROC	694
LYS	S14	SCANDINAVIAN AIRLINES	4
LYS	S14	SN BRUSSELS AIRLINES	1 080
LYS	S14	SPACE AERO HANDLING	2
LYS	S14	STAR AIR	600
LYS	S14	STEVE TEST TO KEEP	3
LYS	S14	SUNEXPRESS	48
LYS	S14	SWIFTAIR	2
LYS	S14	SWISS INTERNATIONAL AIRLINES	1 256
LYS	S14	SYPHAX AIRLINES	120
LYS	S14	TAP PORTUGAL	1 094
LYS	S14	THY TURKISH AIRLINES	842
LYS	S14	TNT AIRWAYS	300
LYS	S14	TRADE AIR	9
LYS	S14	TRANSAERO AIRLINES	42
LYS	S14	TRANSAVIA FRANCE	982
LYS	S14	TRAVEL SERVICE AIRLINES	138
LYS	S14	TUNISAIR	1 098
LYS	S14	TWIN-JET	470
LYS	S14	VLM AIRLINES	2
LYS	S14	VOLOTEA SL	68
LYS	S14	VUELING AIRLINES	1 098
LYS	S14	WHITE AIRWAYS	156
LYS	S14	WOW Air	50
LYS	S14	XL AIRWAYS FRANCE	22