



AIRPORT COORDINATION, FRANCE

Nice Côte d'Azur Airport
NCE/LFMN

Summer 2014 - Start Of Season Report

Report data extraction date: Monday 31 March 2014

Last modification made on:

Table of contents

Evolution of allocated slots at the Start Of Season (SOS)	2
Total slots by operator – TOP15	2
Slots distribution per alliance.....	4
Size of aircraft.....	5
Allocated slots by destination	6
Geographical distribution of allocated slots	7
Slots distribution by service type	8
NCE – S14 - Airport Coordination Parameters.....	9
Initial demand	11
SOS Allocated slots	13
Slots allocation by operator.....	15

The contents of this report may not be reproduced without the written consent of COHOR.

Evolution of allocated slots at the Start Of Season (SOS)

Summer 2014 (30 weeks): 72 246 Allocated Slots

Summer 2013 (30 weeks): 76 077 Allocated Slots

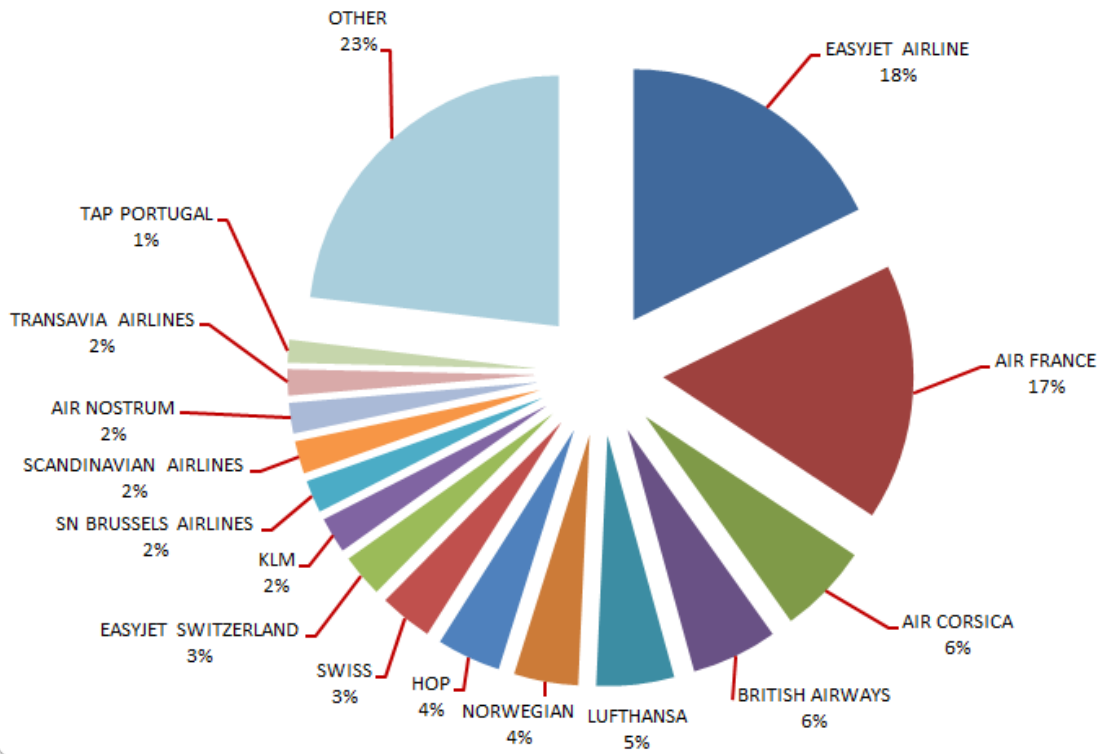
Allocated slots at SOS decreased by **5,04%** from S13 to S14 (on average per week).

Total slots by operator – TOP15

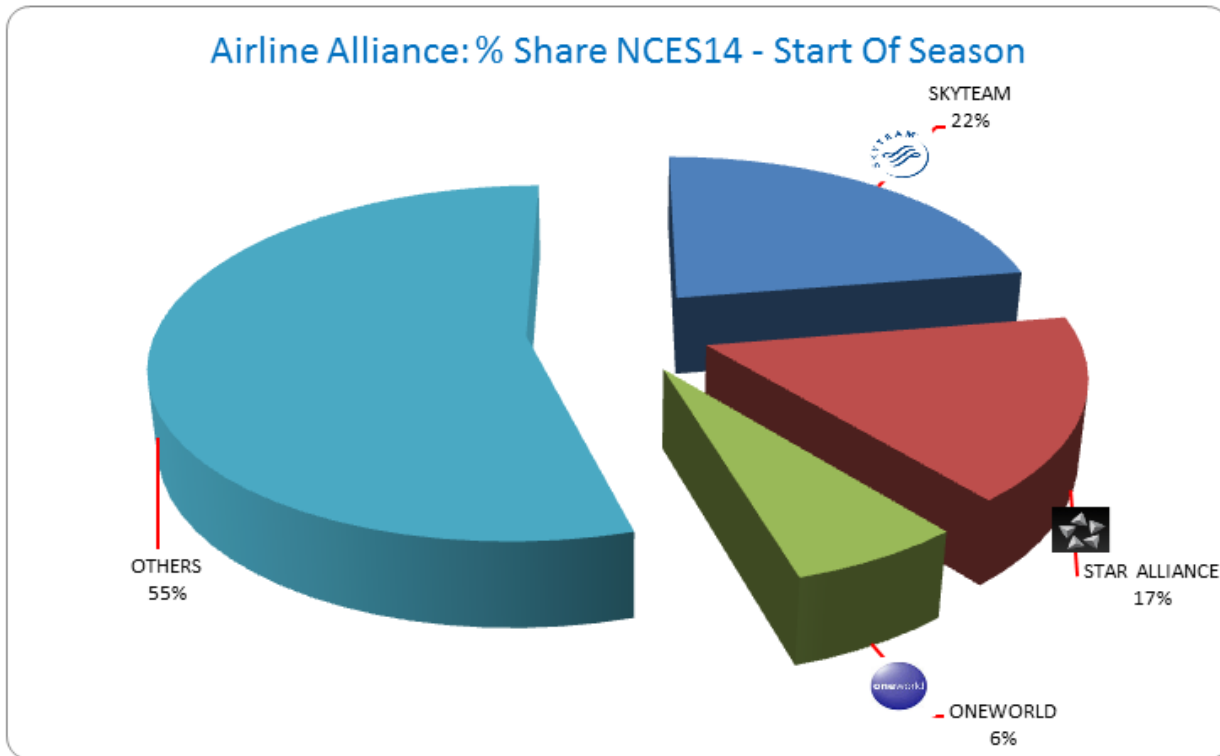
Airline	S13	%SHARE S13	S14	%SHARE S14	%CHANGE (on average per week)
EASYJET AIRLINE	11 936	15,69%	12 819	17,74%	7,40%
AIR FRANCE	13 493	17,74%	11 956	16,55%	-11,39%
AIR CORSICA	4 372	5,75%	4 234	5,86%	-3,16%
BRITISH AIRWAYS	4 059	5,34%	4 008	5,55%	-1,26%
LUFTHANSA	4 174	5,49%	3 630	5,02%	-13,03%
NORWEGIAN	2 938	3,86%	2 992	4,14%	1,84%
HOP	3 198	4,20%	2 982	4,13%	-6,75%
SWISS INTERNATIONAL AIRLINES	2 654	3,49%	2 476	3,43%	-6,71%
EASYJET SWITZERLAND	2 178	2,86%	1 994	2,76%	-8,45%
KLM	1 678	2,21%	1 676	2,32%	-0,12%
SN BRUSSELS AIRLINES	1 616	2,12%	1 520	2,10%	-5,94%
SCANDINAVIAN AIRLINES	1 872	2,46%	1 520	2,10%	-18,80%
AIR NOSTRUM	1 486	1,95%	1 425	1,97%	-4,10%
TRANSAVIA AIRLINES	1 318	1,73%	1 224	1,69%	-7,13%
TAP PORTUGAL	1 109	1,46%	1 069	1,48%	-3,61%
OTHER	17 996	23,65%	16 719	23,14%	-7,10%
GRAND TOTAL	76 077	100%	72 244	100%	-5,04%
Part of AF/KL Group*	18 369	24,15%	16 614	23,00%	

* AIRFRANCE - AIRLINAIR - BRITAIR - HOP - KLM - REGIONAL - TRANSAVIAFRANCE - TRANSAVIAHOLLANDE

NCES14 Start Of Season - Distribution by Airline



Slots distribution per alliance



ONEWORLD - Members Airlines (source : fr.oneworld.com 31 March 2014)

AIR BERLIN - AMERICAN AIRLINES - BRITISH AIRWAYS - CATHAY PACIFIC - FINNAIR - IBERIA - JAPAN AIRLINES - LAN - MALAYSIA AIRLINES - QANTAS - QATAR AIRWAYS - ROYAL JORDANIAN - S7 AIRLINES - TAM

SKYTEAM - Members Airlines (source : www.skyteam.com 31 March 2014)

AEROFLOT - AEROLINEAS ARGENTINAS - AEROMEXICO - AIREUROPA - AIRFRANCE - ALITALIA - CHINA AIRLINES - CHINA EASTERN - CHINA SOUTHERN - CZECH AIRLINES - DELTA - GARUDA - KENYA AIRWAYS - KLM - KOREAN AIR - MEA - SAUDIA - TAROM - VIETNAM AIRLINES - XIAMENAIR

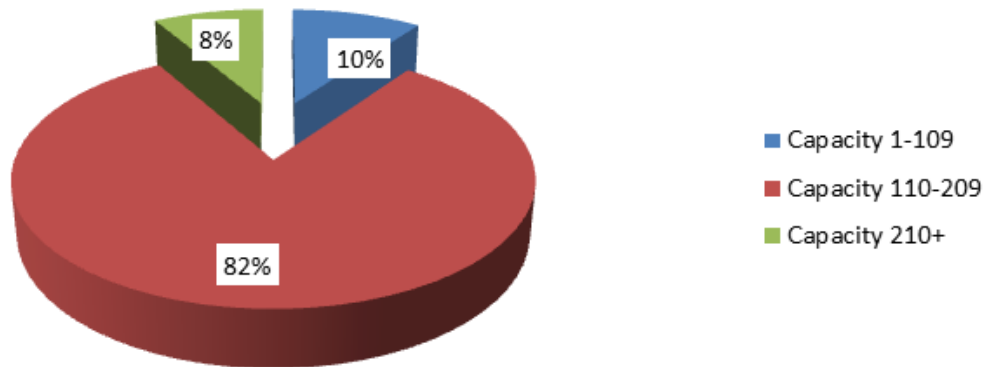
STAR ALLIANCE - Members Airlines (source : www.staralliance.com 31 March 2014)

ADRIA - AEGEAN - AIR CANADA - AIR CHINA - AIR NEW ZEALAND - ANA - ASIANA AIRLINES - AUSTRIAN - AVIANCA TACA
BRUSSELS AIRLINES - COPAAIRLINES - CROATIA AIRLINES - EGYPTAIR - ETHIOPIAN - EVA AIR
LOT POLISH AIRLINES - LUFTHANSA - SCANDINAVIAN AIRLINES - SHENZHEN AIRLINES - SINGAPORE AIRLINES - SOUTH AFRICAN AIRWAYS
SWISS - TAP PORTUGAL - THAI - TURKISH AIRLINES - UNITED

Size of aircraft

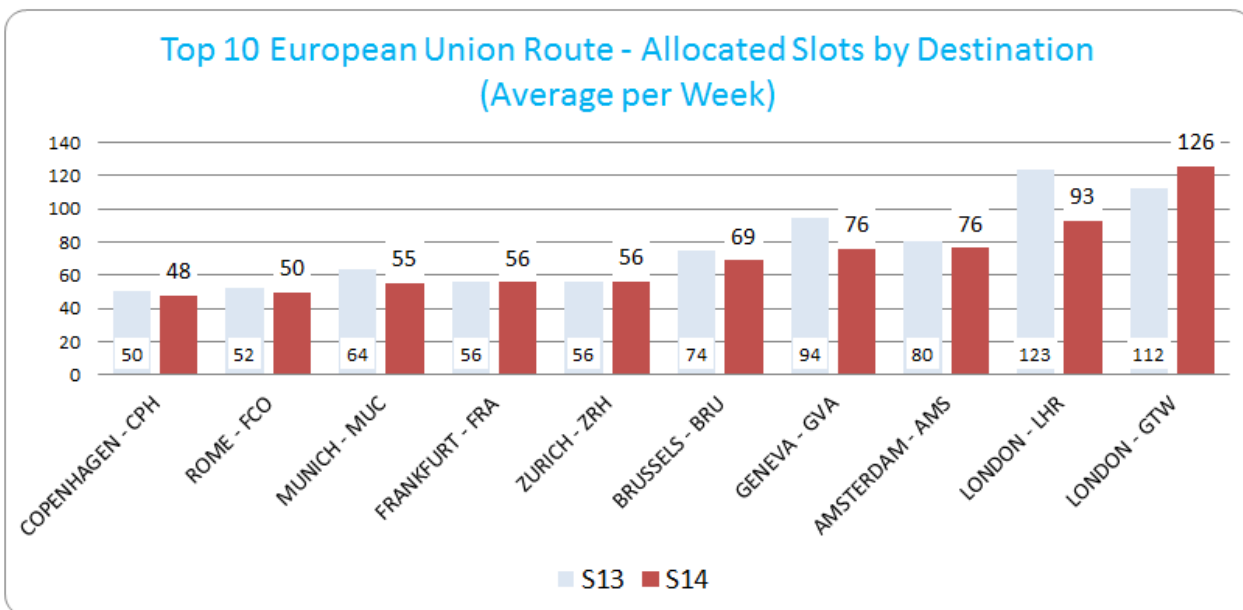
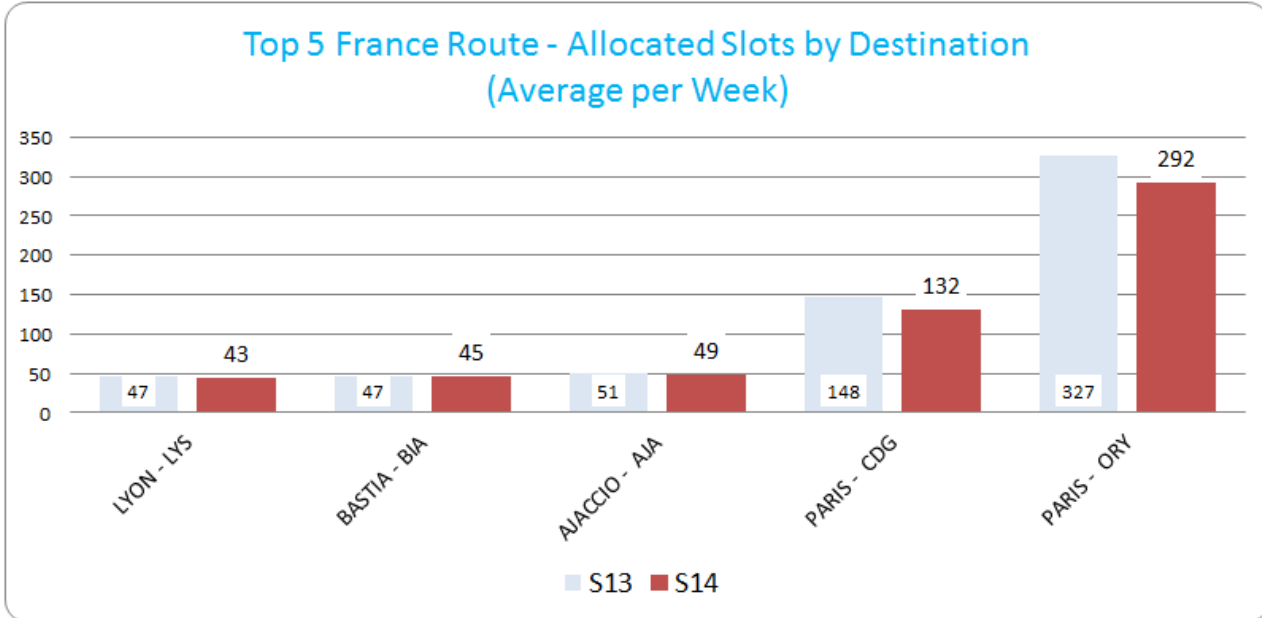
	S13	S14	Evolution
Average Size of Aircraft (Seats)	145	148	2%
Total Passenger Seat Offer	10 324 782	10 413 581	1%

NCES14: Passenger Aircraft Size Distribution

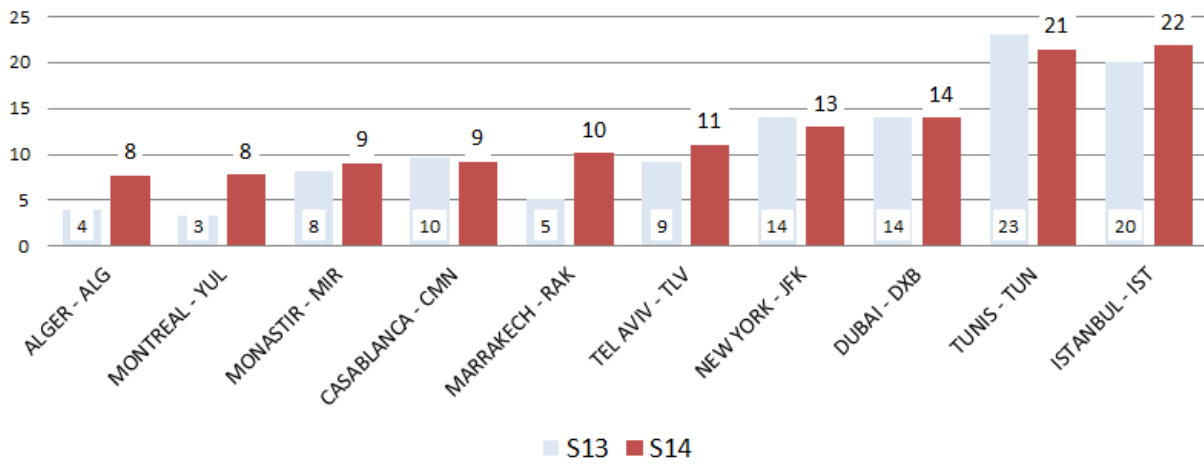


Allocated slots by destination

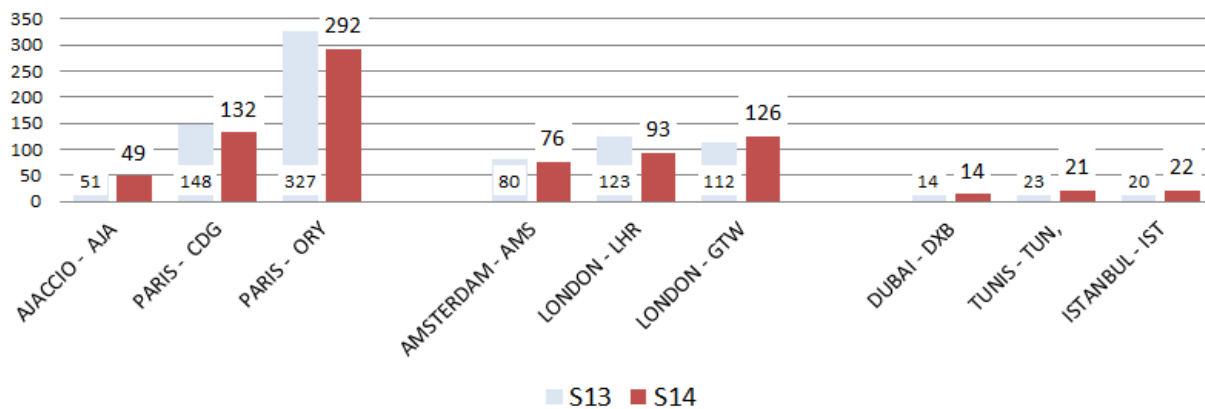
(NCES14 vs NCES13)



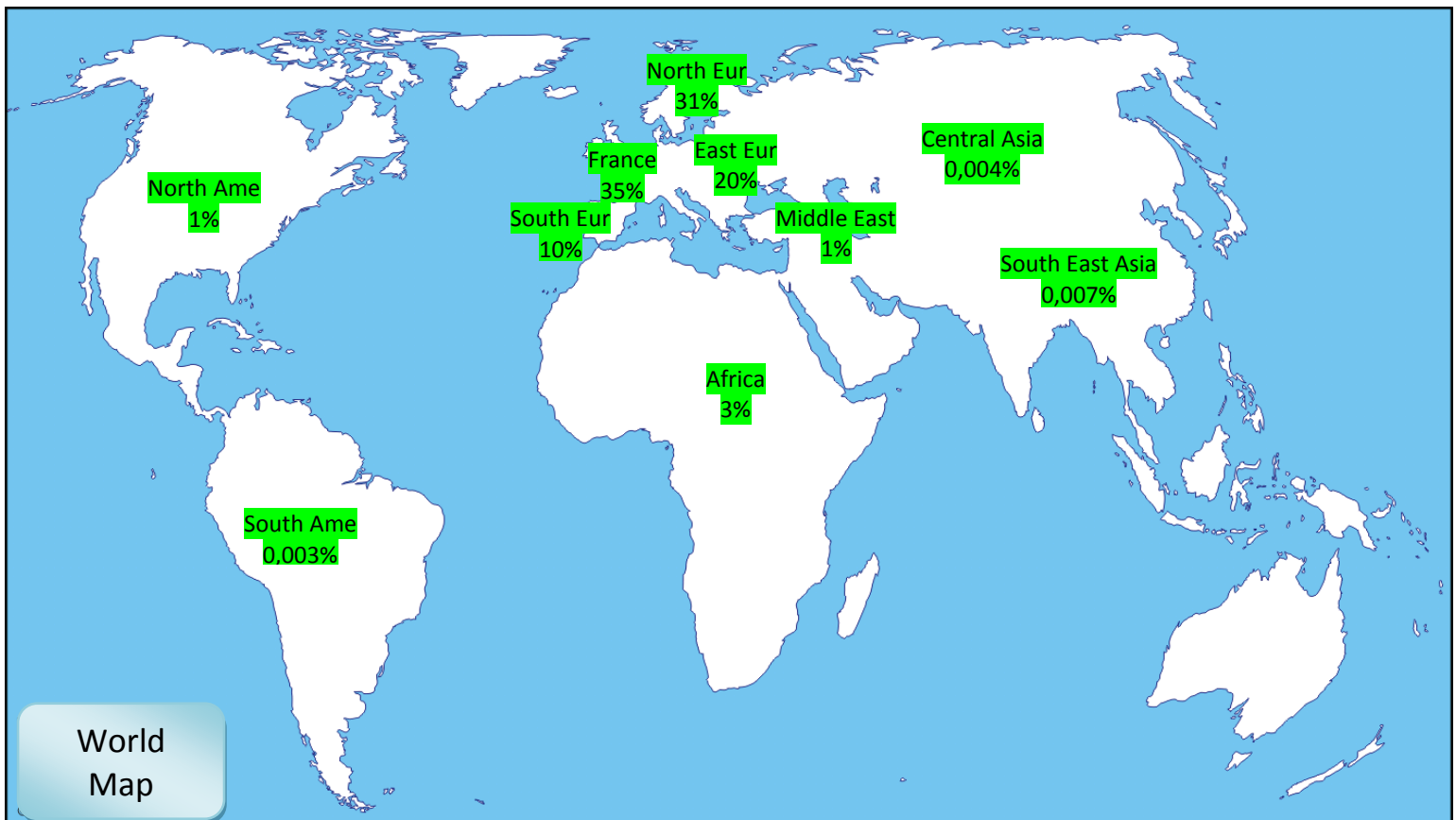
Top 10 International Route - Allocated Slots by Destination
(Average per Week)



Comparison of first 3 destinations for each group
Allocated Slots by Destination
(Average per Week)



Geographical distribution of allocated slots



Slots distribution by service type

Group Services for All Destinations	S14	S13
Regular Services	97,32%	96,90%
Freight Services	1,21%	1,42%
GA/BA Services	1,20%	1,20%
Charter Services	0,15%	0,32%
Technical Services	0,13%	0,17%

NCE – S14 - Airport Coordination Parameters

- **HOURS OF OPERATION :**

24 hours / day

- **AIRPORT STATUS :**

NICE airport has been declared by the french authorities a "**coordinated airport**" as per amended EU Regulation 95/93 as from summer 2008 scheduling season.

IATA status : SCR (level 3 airport)

- **TRAFFIC TO BE COORDINATED :**

All type of operations. Only slots for scheduled traffic are coordinated from the Scheduling Conference until the slot return deadline (15 August).

Type of Operations	At IATA SC	Post SC
Scheduled	X	X
Regular Charter / IT	X	X
Irregular Charter / IT		Requests not considered before 31 AUG

Special procedures are implemented during the Monaco Grand Prix (F1).

- **CLEARANCE REQUESTS (Reference IATA Standard Schedule Information Manual Chapter 6) :**

All clearance requests must be sent to COHOR via SITA/ARINC signal to **HDQCOXH** or e-mail to hdqcoxh.scr@cohor.org

SCR's sent by email must be plain text and not contain any logos and/or signatures!

Clearance requests will be processed during [COHOR's office hours](#).

All modifications to initial slot details must be notified to the coordinator.

When applicable, the coordinator must be informed of any joint operation/franchise/code sharing agreements prior to the beginning of such operations.

AIRPORT CONSTRAINTS

The airport capacity is set by the French Civil Aviation Authorities (DGAC) and the coordination parameters are published in the French Journal Officiel.

- **Slot definition :**

A slot is defined as a 10 minutes period. There are 6 slots in the hour, from the hour to 9 mn after, from 10 to 19 mn after the hour, from 20 to 29 mn after the hour, from 30 to 39 mn after the hour, from 40 to 49 mn after the hour and from 50 to 59 mn after the hour.

For example, scheduled times of 06:00 and 06:05 both belong to the same 10 minute slot.

		Arrivals	Arrivals	Departure	Departure	Total	Total
	Local Time	/10min.	/60min. with a 10 mn step	/10min.	/60min. with a 10 mn step	/10min.	60min. with a 10 mn step
	07:00 - 22:59	6	30	7	30	9	50
Période de travaux 07:00 - 22:59		4	20	5	24	7	40
	23:00 - 06:59	5	12	5	-	6	22

Runway works for S14 :

From 31 March to 11 April 2014 and from 15 October 2014.

Stands :

Turnrounds over 4 hours are submitted to stand allocation.

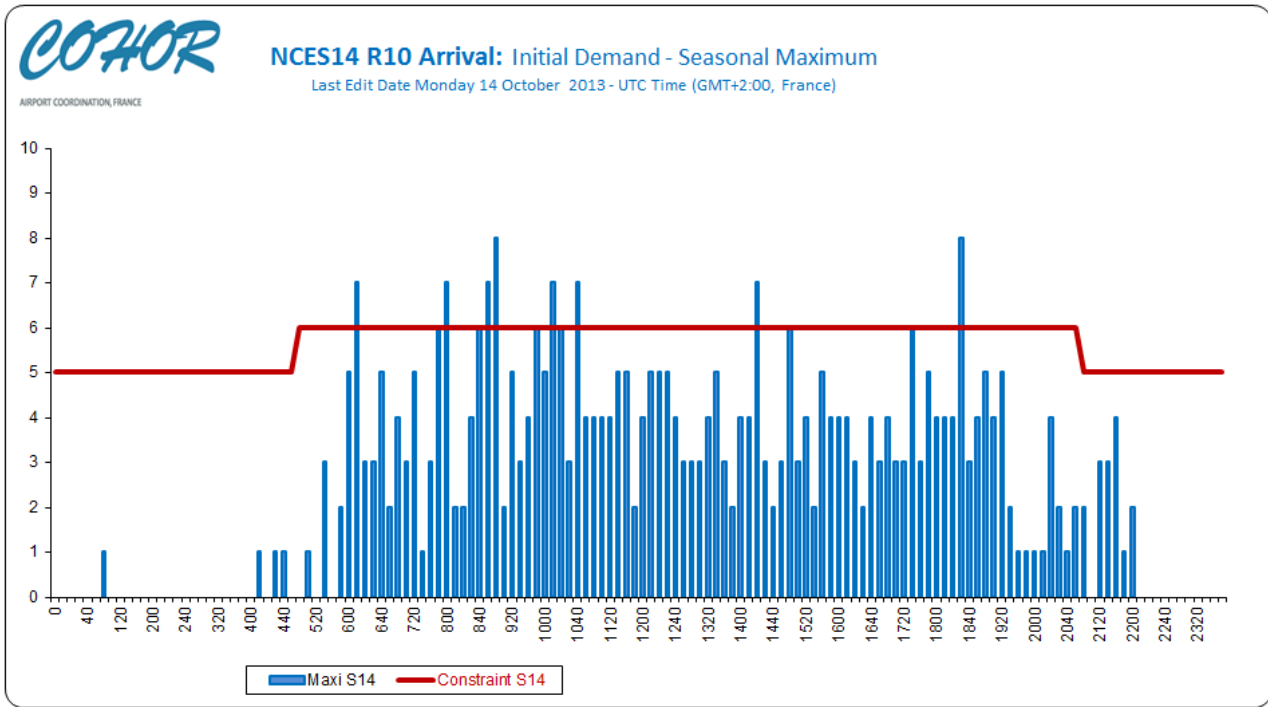
- **Terminal constraints :**
none

- **Environmental limitation , night restrictions**

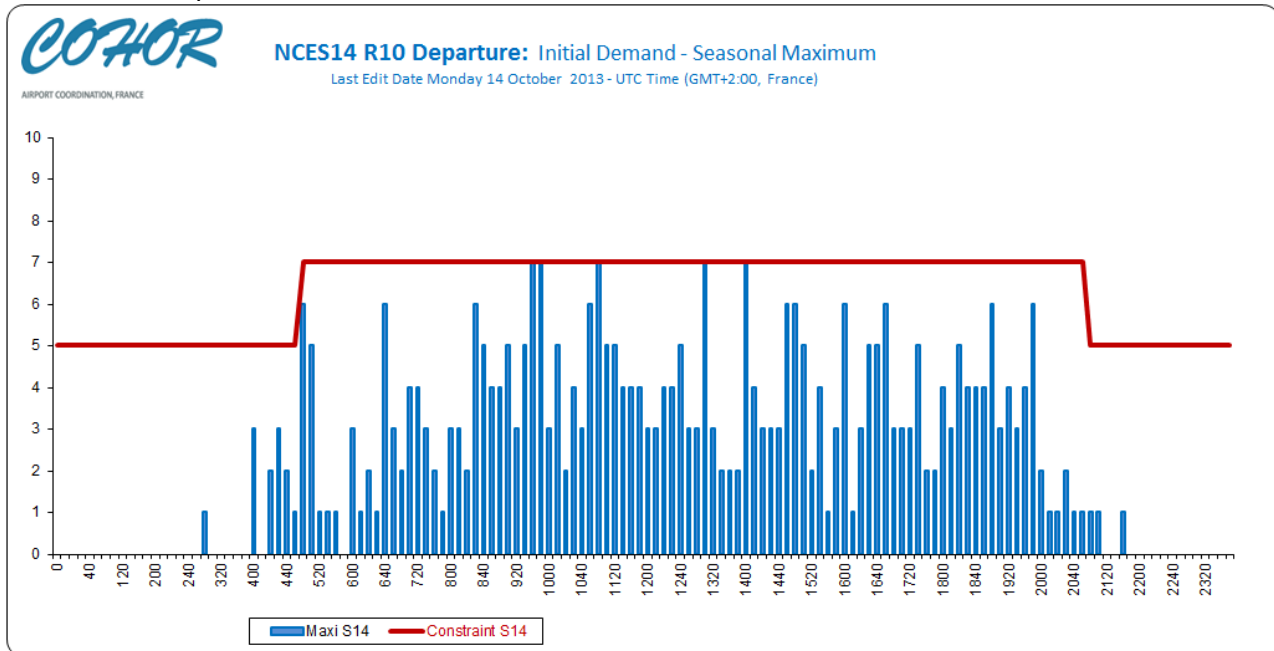
ACNUSA (Autorité de Contrôle des Nuisances Sonores Aéroportuaires) is the authority legally entitled to impose an administrative fine (between 1.500 and 12.000 €) against any infringement of legal measures relative to noise in the air transport.

Initial demand

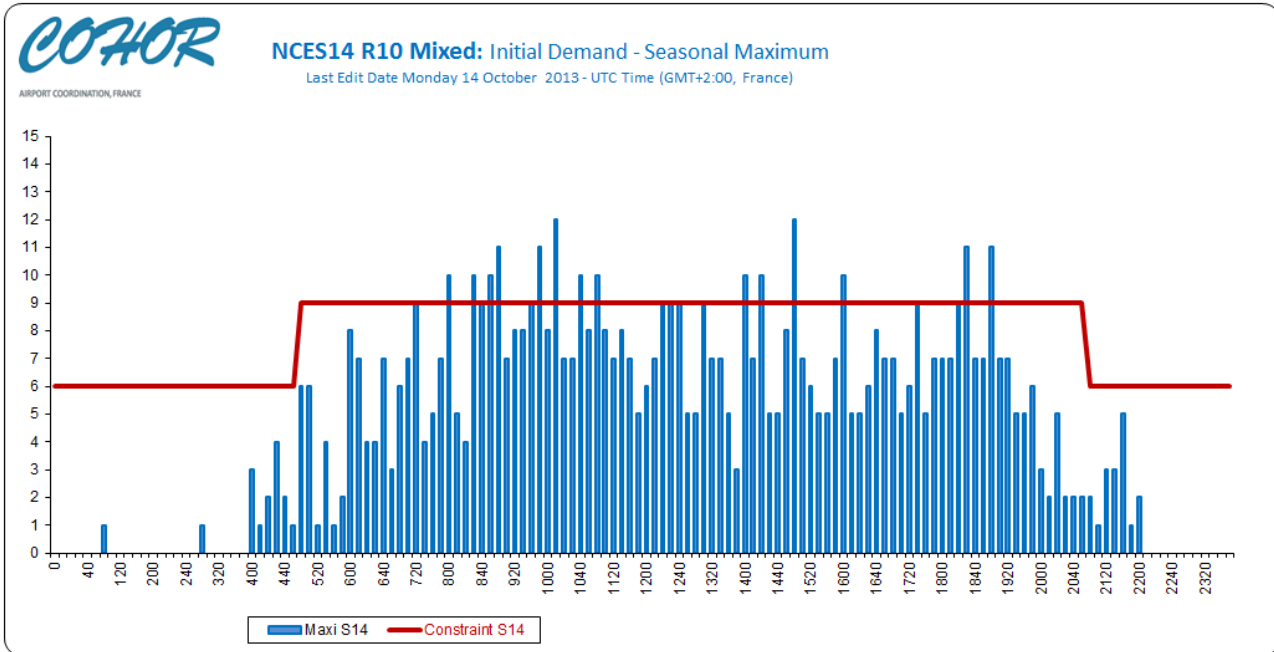
NCES14 R10 Arrival



NCES14 R10 Departure

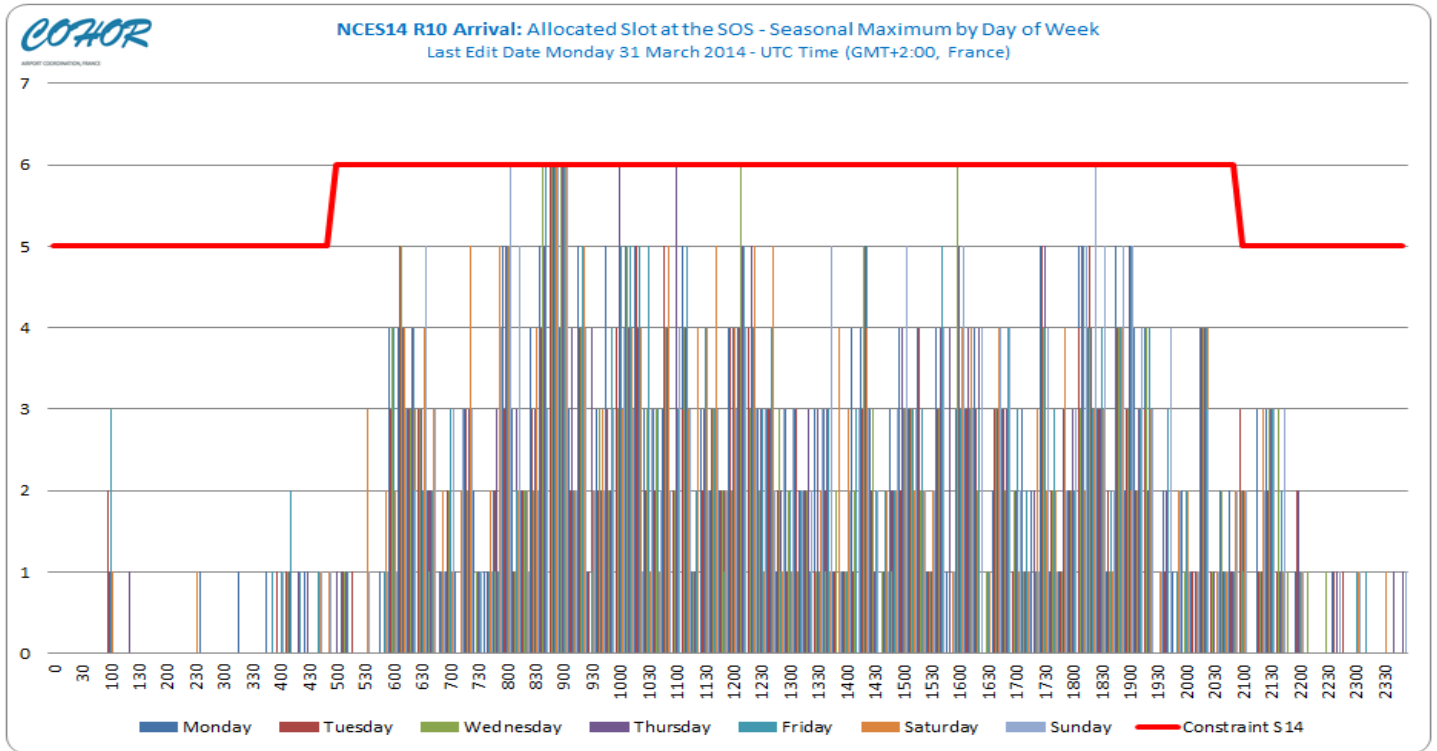


NCES14 R10 Mixed

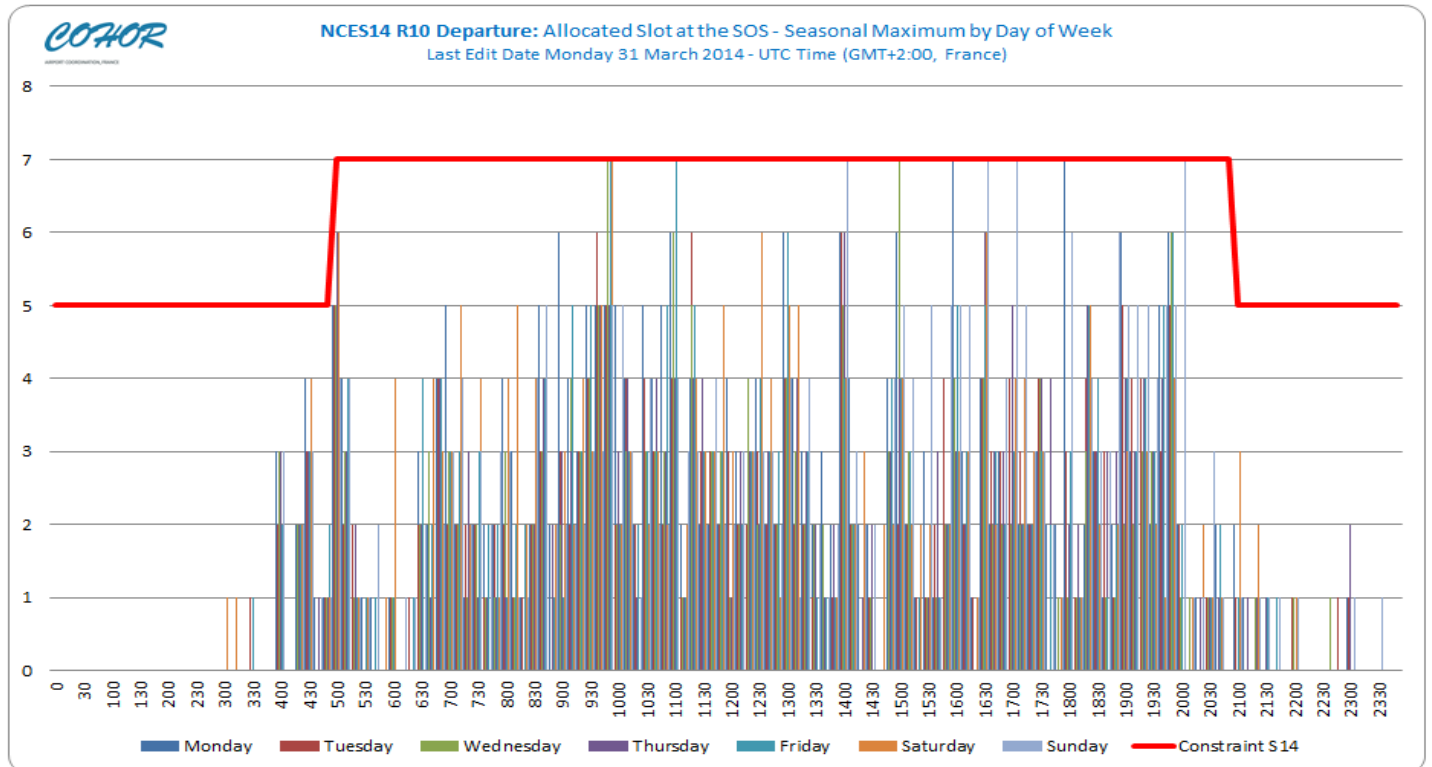


SOS Allocated slots

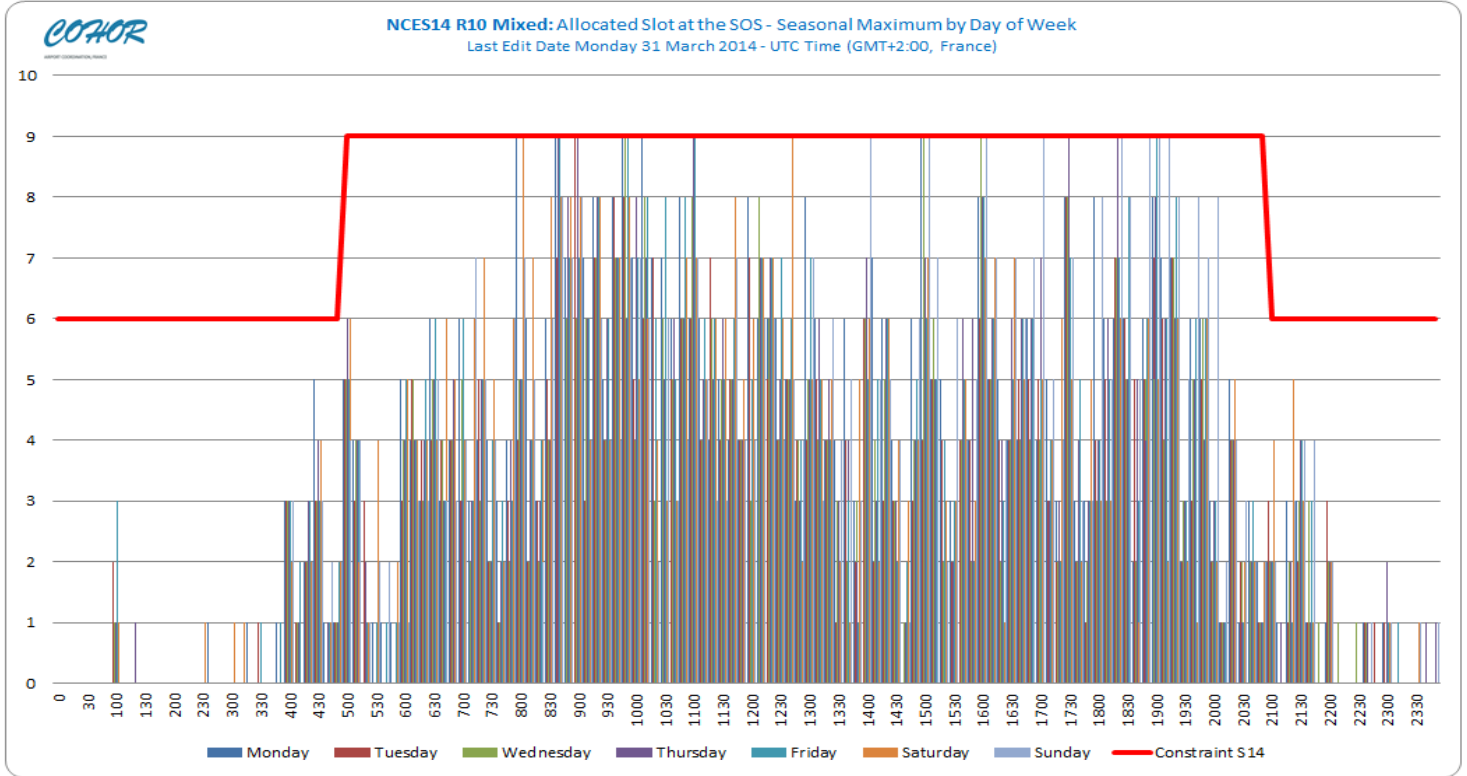
NCES14 R10 Arrival



NCES14 R10 Departure



NCES14 R10 Mixed



Slots allocation by operator

AIRPORT	SEASON	Airline	Total Slot
NCE	S14	AER LINGUS	630
NCE	S14	AEROFLOT RUSSIAN AIRLINES	896
NCE	S14	AIGLE AZUR TRANSPORTS AERIENS	4
NCE	S14	AIR ALGERIE	356
NCE	S14	AIR BALTIC	202
NCE	S14	AIR BERLIN	390
NCE	S14	AIR CANADA	124
NCE	S14	AIR CORSICA	4 234
NCE	S14	AIR FRANCE	11 956
NCE	S14	AIR MEDITERRANEE	2
NCE	S14	AIR NOSTRUM	1 425
NCE	S14	AIR TRANSAT	110
NCE	S14	ALITALIA	840
NCE	S14	ARKIA ISRAELI AIRLINES	35
NCE	S14	Atlantic Airways	8
NCE	S14	AUSTRIAN AIRLINES	750
NCE	S14	BELAVIA BELARUSSIAN AIRLINES	156
NCE	S14	BLUE AIR TRANSPORT AERIAN	150
NCE	S14	BRITISH AIRWAYS	4 008
NCE	S14	CARPATAIR	4
NCE	S14	CITY FLYER EXPRESS	440
NCE	S14	CITYJET	2
NCE	S14	CODE ASSISTANT AVIAPARTNER	247
NCE	S14	CODE ASSISTANT SWISSPORT	246
NCE	S14	CSA CZECH AIRLINES	242
NCE	S14	DELTA AIR LINES	390
NCE	S14	DENIM AIR	4
NCE	S14	EASTERN AIRWAYS LIMITED	1
NCE	S14	EASYJET AIRLINE	12 819
NCE	S14	EASYJET SWITZERLAND	1 994
NCE	S14	EMIRATES	420
NCE	S14	ENTER AIR	4
NCE	S14	ESTONIAN AIR	70
NCE	S14	EUROPE AIRPOST	347
NCE	S14	EUROPEAN AIR TRANSPORT	290
NCE	S14	FEDEX EXPRESS	304
NCE	S14	FINNAIR	192
NCE	S14	FLYBE	132
NCE	S14	GERMANWINGS	900
NCE	S14	HOP	2 982
NCE	S14	ISRAIR AIRLINES	98
NCE	S14	JETAIRFLY	240

AIRPORT	SEASON	Airline	Total Slot
NCE	S14	JET2.COM	426
NCE	S14	KLM	1 676
NCE	S14	LOT POLISH AIRLINES	286
NCE	S14	LUFTHANSA	3 630
NCE	S14	LUXAIR	430
NCE	S14	MALMO AVIATION	8
NCE	S14	MAP HANDLING EXECUTIVE	291
NCE	S14	MERIDIANA FLY SPA	92
NCE	S14	MIDDLE EAST AIRLINES	74
NCE	S14	MONARCH AIRLINES	468
NCE	S14	NEOS	4
NCE	S14	NETJETS TRANSPORTES AEREOS S.A.	81
NCE	S14	NIKI	422
NCE	S14	NORDWIND AIRLINES	2
NCE	S14	NORWEGIAN	2 992
NCE	S14	ROSSIYA AIRLINES	756
NCE	S14	ROYAL AIR MAROC	394
NCE	S14	RYANAIR LTD	538
NCE	S14	SATA INTERNATIONAL	2
NCE	S14	SCANDINAVIAN AIRLINES	1 520
NCE	S14	SKYTAXI	256
NCE	S14	SN BRUSSELS AIRLINES	1 520
NCE	S14	SUN AIR	2
NCE	S14	SWISS INTERNATIONAL AIRLINES	2 476
NCE	S14	SYPHAX AIRLINES	60
NCE	S14	TAP PORTUGAL	1 069
NCE	S14	TAROM	120
NCE	S14	THY TURKISH AIRLINES	656
NCE	S14	TITAN AIRWAYS	10
NCE	S14	TRANSAVIA AIRLINES	1 224
NCE	S14	TRAVEL SERVICE AIRLINES	30
NCE	S14	TUNISAIR	1 002
NCE	S14	TWIN-JET	150
NCE	S14	UKRAINE INTL AIRLINES	136
NCE	S14	VLM AIRLINES	2
NCE	S14	VOLOTEA SL	2
NCE	S14	VUELING AIRLINES	793